




Legacy HD Pumps - the most durable pump on the market.



Legacy is introducing the next wave in high-pressure pumps, the Legacy HD pump. This heavy-duty high-pressure pump is the outcome of 2 1/2 years of research and development, resulting in a number of upgrades over previous pump models. Premium, long-life components and new design features make the Legacy HD pump a standout among other high-pressure pumps. Tests prove it will hold up better in rugged working conditions.



Take the Legacy HD Pump Durability Challenge!

We believe the Legacy HD Pump is the strongest, most durable pump in the market. We've tested the pump in extreme conditions and are confident in its strength and performance. We ran the pump dry in separate tests for 24 hours, and the pump showed no sign of wear. We challenge you to try the new Legacy HD Pump. Run the pump dry. Run it in bypass. Take it apart and look how well it holds up. The Legacy HD holds up in these extreme conditions. Imagine how it will perform with everyday regular use!

Belt Drive Pumps



GX Series

GX/GH SERIES:

- 1/2" inlet x 3/8" outlet



Part No.	Model No.	GPM	PSI	HP	RPM	Shaft	Weight
8.749.522.0	GH5050R	5.0	5000	13.0	1650	25mm	39 lbs
8.749.523.0	GH5050L-Left	5.0	5000	13.0	1650	25mm	39 lbs
8.904-962.0	GX8030R.1	8.0	3000	16.5	1460	25mm	39 lbs
8.904-963.0	GX8030L.1-Left	8.0	3000	16.5	1460	25mm	39 lbs
8.904-966.0	GX1025R.1	10.6	2500	16.5	1725	25mm	39 lbs
8.904-965.0	GX1025L.1-Left	10.6	2500	16.5	1725	25mm	39 lbs

Legacy HD Pumps (continued) — Belt Drive Units



GM Series



GM SERIES:
• 1/2" inlet x 3/8" outlet



Part No.	Model No.	GPM	PSI	HP	RPM	Shaft	Weight
8.904-943.0	GM3540R.2	3.5	4000	9.5	1850	24mm	22 lbs
8.904-941.0	GM4030R.2	4	3000	8.2	1000	24mm	22 lbs
8.904-942.0	GM4030L.2-Left	4	3000	8.2	1000	24mm	22 lbs
8.904-946.0	GM4035R.2	4.8	3500	7.5	1500	24mm	22 lbs
8.904-947.0	GM4035L.2-Left	4.8	3500	7.5	1500	24mm	22 lbs
8.904-945.0	GM5030R.2	5.1	3000	13.5	1550	24mm	22 lbs
8.904-944.0	GM5030L.2-Left	5.1	3000	13.5	1550	24mm	22 lbs
8.749-938.0	GM6035R.2	5.6	3500	13.5	1750	24mm	22 lbs
8.749-939.0	GM6035L.2-Left	5.6	3500	13.5	1750	24mm	22 lbs



GD Series



GD SERIES:
• 1/2" inlet x 3/8" outlet



Part No.	Model No.	GPM	PSI	HP	RPM	Shaft	Weight
8.916-556.0	GD3025R	3.0	2500	5.0	1180	24mm	16 lbs
8.904-940.0	GD3030R	3.0	3000	9.0	1650	24mm	16 lbs
8.916-557.0	GD4020R.1	4.0	2000	5.0	1550	24mm	16 lbs

Legacy HD Pumps — Direct Drive Units



GS Series



GS SERIES:
• 1/2" inlet x 3/8" outlet • Direct Couple to Gas Engine



Part No.	Model No.	GPM	PSI	HP	RPM	Shaft	Weight
8.904-970.0	GS3040G.2	3.0	4000	9.0	3400	1" Hollow	24.5 lbs
8.904-971.0	GS3540G.2	3.5	4000	11.0	3400	1" Hollow	24.5 lbs
8.904-972.0	GS4040G.2	4.0	4000	13.0	3400	1" Hollow	24.5 lbs
8.904-973.0	GS5030G.2	5.0	3000	16.0	3400	1" Hollow	24.5 lbs



GG Series



GG SERIES:
• 1/2" inlet x 3/8" outlet • Direct Couple to Gas Engine



Part No.	Model No.	GPM	PSI	HP	RPM	Shaft	Weight
8.904-967.0	GG2530G.1	2.5	3000	11.0	3400	3/4" Hollow	16.5 lbs
8.904-968.0	GG3030G.1	3.0	3000	13.0	3400	3/4" Hollow	16.5 lbs
8.904-969.0	GG3035G1.1	3.0	3500	10.5	3400	1" Hollow	18 lbs
8.916-558.0	GG3535G1.1	3.5	3500	12.0	3400	1" Hollow	18 lbs
8.916-559.0	GG4030G1.1	4.0	3000	12.0	3400	1" Hollow	18 lbs



GE Series



GE SERIES:
• 1/2" inlet x 3/8" outlet • Direct Couple to Electric Motor
• NEMA 56C Frame



Part No.	Model No.	GPM	PSI	HP	RPM	Shaft	Weight
8.904-933.0	GE2020F.1	2.0	2000	3.0	3450	5/8" Hollow	17 lbs
8.904-934.0	GE2020S.1	2.0	2000	3.0	1725	5/8" Hollow	17 lbs
8.904-936.0	GE2825F.1	2.8	2500	5.0	3450	5/8" Hollow	17 lbs
8.916-560.0	GE2825S.1	2.8	2500	5.0	1725	5/8" Hollow	17 lbs
8.904-938.0	GE3525F.1	3.5	2500	5.0	3450	3/4" Hollow	17 lbs

Legacy HD Pump Repair Kit Selection Chart

for **Legacy HD**

Use the selection chart below to find the correct repair kits for the specific Legacy HD Pump Model.

Pump Model	Seal Kit (qty per pump)	Complete Seal Kit (qty per pump)	Ceramic Plunger Kit (qty per pump)	Valve Kit (qty per pump)	Plunger Oil Seal Kit (qty per pump)	Rail	Unloader
GD3025	8.725-356.0 (1)	8.725-357.0 (3)	9.803-935.0 (3)	9.803-936.0 (1)	9.803-937.0 (1)	8.717-578.0	9.803-899.0
GD3030	8.725-354.0 (1)	8.725-355.0 (3)	9.803-934.0 (3)	9.803-936.0 (1)	9.803-937.0 (1)	8.717-578.0	9.803-899.0
GD4020.1	8.725-356.0 (1)	8.725-357.0 (3)	9.803-935.0 (3)	9.803-936.0 (1)	9.803-937.0 (1)	8.717-578.0	9.803-899.0
GE2020F.1	8.725-354.0 (1)	8.725-355.0 (3)	9.803-934.0 (3)	9.803-936.0 (1)	9.803-937.0 (1)		9.803-899.0
GE2020S.1	8.725-356.0 (1)	8.725-357.0 (3)	9.803-934.0 (3)	9.803-936.0 (1)	9.803-937.0 (1)		9.803-899.0
GE2825F.1	8.725-354.0 (1)	8.725-355.0 (3)	9.803-934.0 (3)	9.803-936.0 (1)	9.803-937.0 (1)		9.803-899.0
GE2825S.1	8.725-356.0 (1)	8.725-357.0 (3)	9.803-934.0 (3)	9.803-936.0 (1)	9.803-937.0 (1)		9.803-899.0
GE3525F.1	8.725-354.0 (1)	8.725-355.0 (3)	9.803-934.0 (3)	9.803-936.0 (1)	9.803-937.0 (1)		9.803-899.0
GG2530G.1	8.725-354.0 (1)	8.725-355.0 (3)	9.803-934.0 (3)	9.803-936.0 (1)	9.803-937.0 (1)		9.803-899.0
GG3030G.1	8.725-354.0 (1)	8.725-355.0 (3)	9.803-934.0 (3)	9.803-936.0 (1)	9.803-937.0 (1)		9.803-899.0
GG3035G1.1	8.725-354.0 (1)	8.725-355.0 (3)	9.803-934.0 (3)	9.803-936.0 (1)	9.803-937.0 (1)		9.803-899.0
GG3535G1.1	8.725-354.0 (1)	8.725-355.0 (3)	9.803-934.0 (3)	9.803-936.0 (1)	9.803-937.0 (1)		9.803-899.0
GG4030G1.1	8.725-354.0 (1)	8.725-355.0 (3)	9.803-934.0 (3)	9.803-936.0 (1)	9.803-937.0 (1)		9.803-899.0
GH5050	9.804-492.0 (1)	9.804-493.0 (3)	9.802-629.0 (3)	9.802-604.0 (1)	9.802-606.0 (1)	8.717-577.0	8.715-461.0
GM3540.2	8.725-358.0 (1)	8.725-359.0 (3)	8.933-023.0 (3)	9.802-603.0 (1)	9.802-609.0 (1)	8.717-577.0	9.803-900.0
GM4030.2	8.725-362.0 (1)	8.725-363.0 (3)	9.802-620.0 (3)	9.802-603.0 (1)	9.802-609.0 (1)	8.717-577.0	9.803-900.0
GM4035.2	8.725-360.0 (1)	8.725-361.0 (3)	9.802-629.0 (3)	9.802-603.0 (1)	9.802-609.0 (1)	8.717-577.0	9.803-900.0
GM5030.2	8.725-362.0 (1)	8.725-363.0 (3)	9.802-620.0 (3)	9.802-603.0 (1)	9.802-609.0 (1)	8.717-577.0	9.803-900.0
GM6035.2	8.725-360.0 (1)	8.725-361.0 (3)	9.802-629.0 (3)	9.802-603.0 (1)	9.802-609.0 (1)	8.717-577.0	9.803-900.0
GS3040G.2	8.725-416.0 (1)	8.725-359.0 (3)	8.933-023.0 (3)	9.802-603.0 (1)	9.802-609.0 (1)		9.803-900.0
GS3540G.2	8.725-416.0 (1)	8.725-359.0 (3)	8.933-023.0 (3)	9.802-603.0 (1)	9.802-609.0 (1)		9.803-900.0
GS4040G.2	8.725-416.0 (1)	8.725-359.0 (3)	8.933-023.0 (3)	9.802-603.0 (1)	9.802-609.0 (1)		9.803-900.0
GS5030G.2	8.725-416.0 (1)	8.725-359.0 (3)	8.933-023.0 (3)	9.802-603.0 (1)	9.802-609.0 (1)		9.803-900.0
GX1025.1	8.725-364.0 (1)	8.725-365.0 (3)	9.802-614.0 (3)	9.802-608.0 (1)	9.802-606.0 (1)	8.717-577.0	8.715-508.0
GX8030.1	8.725-364.0 (1)	8.725-365.0 (3)	9.802-614.0 (3)	9.802-608.0 (1)	9.802-606.0 (1)	8.717-577.0	8.715-508.0

Complete Seal Kits

for **Legacy HD**



Part No.	Kit Description
8.725-355.0	Complete U Seal Packing, 15mm
8.725-357.0	Complete U Seal Packing, 18mm
8.725-359.0	Complete U Seal Packing, 15mm
8.725-361.0	Complete U Seal Packing, 18mm
8.725-363.0	Complete U Seal Packing, 20mm
8.725-365.0	Complete U Seal Packing, 25mm
8.904-493.0	Complete U Seal Packing, 18mm

Seal Kits

for **Legacy HD**



Part No.	Kit Description
8.725-356.0	18mm U Seal
8.725-354.0	15mm U Seal
8.725-356.0	18mm U Seal
8.725-358.0	15mm U Seal
8.725-360.0	18mm U Seal
8.725-362.0	20mm U Seal
8.725-364.0	25mm U Seal
8.725-416.0	15mm U Seal
9.804-492.0	18mm U Seal

Pump Valve Kits

for **Legacy HD**



Part No.	Kit Description
9.802-603.0	Valve Complete
9.802-604.0	Valve Complete
9.802-608.0	Valve Complete
9.803-936.0	Valve Complete

Pump Rails

for **Legacy HD**

Part No.	Description
8.717-577.0	Heavy Duty Pump Rail
8.717-578.0	Heavy Duty Pump Rail

Ceramic Plunger Kits

for **Legacy HD**



Part No.	Kit Description
9.802-629.0	Kit, Plunger, 18mm
9.933-023.0	Kit, Plunger, 15mm
9.802-614.0	Kit, Plunger, 25mm
9.802-620.0	Kit, Plunger, 20mm
9.803-934.0	Kit, Plunger, 15mm
9.803-935.0	Kit, Plunger, 18mm

Plunger Oil Seal Kits

for **Legacy HD**



Part No.	Kit Description
9.802-606.0	Kit, Plunger Oil Seals
9.802-609.0	Kit, Plunger Oil Seals
9.803-937.0	Kit, Plunger Oil Seals

Pump Selection Chart for Legacy HD Direct Drive Pumps

Legacy HD

Motor	Engine	Pump	Unloader	Nozzle	GPM/PSI
9.802-339.0 2HP, 3450rpm		8.904-933.0 GE2020F.1	9.803-899.0 VBA35, Direct	# 3	1.9 / 1500
9.804-517.0 2HP, 1725rpm		8.904-934.0 GE2020S.1	9.803-899.0 VBA35, Direct	# 3	1.9 / 1500
9.802-340.0 3HP, 3450rpm		8.904-936.0 GE2825F.1	9.803-899.0 VBA35, Direct	# 4	2.5 / 1600
8.715-090.0 3HP, 1725rpm		8.916-560.0 GE2825S.1	9.803-899.0 VBA35, Direct	# 4	2.5 / 1600
9.802-341.0 5HP, 3450rpm		8.904-938.0 GE3525F.1	9.803-899.0 VBA35, Direct	# 5	3.5 / 2000
	12.0 cu in 6.5HP	8.904-967.0 GG2530G.1	9.803-899.0 VBA35, Direct	# 3	2.5 / 2700
	16.5 cu in 9HP	8.904-968.0 GG3030G.1	9.803-899.0 VBA35, Direct	# 3.5	3 / 3000
	20.6 cu in 11HP	8.904-969.0 GG3035G.1	9.803-899.0 VBA35, Direct	# 3	2.8 / 3500
	23.7 cu in 13HP	8.916-558.0 GG3535G.1	9.803-899.0 VBA35, Direct	# 3.5	3.3 / 3500
	23.7 cu in 13HP	8.916-559.0 GG4030G.1	9.803-899.0 VBA35, Direct	# 4.5	3.9 / 3000
	23.7 cu in 13HP	8.904-970.0 GS3040G.2	8.715-483.0 VRT607, Remote	# 3	3 / 4000
	20.6 cu in 11HP	8.904-971.0 GS3540G.2	9.803-900.0 VBA35, Direct	# 4	3.5 / 3000
	23.7 cu in 13HP	8.904-972.0 GS4040G.2	8.715-483.0 VRT607, Remote	# 4	4 / 4000
	29.3 cu in 16HP	8.904-973.0 GS5030G.2	9.803-900.0 VBA35, Direct	# 5.5	4.8 / 3000

Pump Selection Chart for Legacy HD Belt Drive Units



Motor	Engine	Pump	Eng. Bushing	Mtr. Bushing	Eng/Mtr Pulley	Pump Pulley	Pump Bushing	Unloader	Nozzle	GPM/PSI
	16.5 cu in 9HP	8.904-940.0 GD3030R	9.802-399.0 H x 1"		9.802-384.0 2BK 40H	9.802-389.0 2BK 80H	9.802-402.0 H x 24mm	9.803-899.0 VBA35, Direct	# 3.5	3 / 3000
9.802-341.0 5HP, 3450RPM		8.904-940.0 GD3030R		9.803-897.0 H x 3/4"	9.802-371.0 2AK 32H	8.715-555.0 2AK 64H	9.802-402.0 H x 24mm	9.803-899.0 VBA35, Direct	# 3.5	3 / 3000
	9.8 cu in 5.5HP	8.916-557.0 GD4020R.1	9.803-897.0 H x 3/4"		9.804-047.0 2AK 34H	9.802-375.0 2AK 84H	9.802-402.0 H x 24mm	9.803-899.0 VBA35, Direct	# 5	3.5 / 2000
9.802-341.0 5HP, 3450RPM		8.916-557.0 GD4020R.1		9.803-897.0 H x 3/4"	9.803-298.0 2AK 30H	9.802-374.0 2Ak 74H	9.802-402.0 H x 24mm	9.803-899.0 VBA35, Direct	# 5	3.5 / 2000
9.802-335.0 10HP 3ph, 1760RPM		8.904-941.0 GM4030R.2		9.802-401.0 H x 1-3/8"	9.802-384.0 2BK 40H	8.715-591.0 2BK 70H	9.802-402.0 H x 24mm	9.803-900.0 VBA35, Direct	# 4.5	3.9 / 3000
8.709-834.0 15 HP 3ph, 1760RPM		8.904-946.0 GM4035R.2		9.803-980.0 P1 x 1-5/8"	8.715-598.0 2TB40	8.715-582.0 2BK 47H	9.802-402.0 H x 24mm	9.803-900.0 VBA35, Direct	# 4	3.7 / 3500
	23.7 cu in 13HP	8.904-946.0 GM4035R.2	9.802-399.0 H x 1"		8.715-576.0 2BK 32H	9.802-390.0 2BK 90H	9.802-402.0 H x 24mm	9.803-900.0 VBA35, Direct	# 4	3.7 / 3500
9.802-335.0 10HP 3ph, 1760RPM		8.904-945.0 GM5030R.2		9.802-401.0 H x 1-3/8"	9.803-299.0 2BK 57H	9.802-388.0 2BK 67H	9.802-402.0 H x 24mm	9.803-900.0 VBA35, Direct	# 5.5	4.8 / 3000
	29.3 cu in 16HP	8.904-945.0 GM5030R.2	9.802-399.0 H x 1"		9.802-384.0 2BK 40H	9.802-390.0 2BK 90H	9.802-402.0 H x 24mm	9.803-900.0 VBA35, Direct	# 5.5	4.8 / 3000
	23.7 cu in 13HP	8.904-943.0 GM3540R.2	9.802-399.0 H x 1"		9.802-384.0 2BK 40H	9.802-389.0 2BK 80H	9.802-402.0 H x 24mm	8.715-483.0 VRT607, Remote	# 3	3 / 4000
	40.9 cu in 24HP	8.749-938.0 GM6035R.2	9.802-400.0 H x 1-1/8"		9.802-382.0 2BK 34H	9.802-385.0 2BK 70H	9.802-402.0 H x 24mm	8.715-483.0 VRT607, Remote	# 6	5.6 / 3500
8.709-834.0 15 HP 3ph, 1760RPM		8.749-938.0 GM6035R.2		8.709-834.0 P1 x 1-5/8"	8.715-598.0 2TB40	9.802-385.0 2BK 45H	9.802-402.0 H x 24mm	8.715-483.0 VRT607, Remote	# 6	5.6 / 3500
	40.9 cu in 24HP	8.904-962.0 GX8030R.1	9.802-405.0 P2 x 1-1/8"		9.802-392.0 3TB 34	9.802-395.0 3BK 80H	9.802-403.0 H x 25mm	8.715-483.0 VRT607, Remote	# 9	7.8 / 3000
8.730-515.0 20HP 3ph, 1760RPM		8.904-962.0 GX8030R.1		9.803-980.0 P1 x 1-5/8"	9.802-393.0 3TB 36	9.803-979.0 3BK 50H	9.802-403.0 H x 25mm	8.715-483.0 VRT607, Remote	# 9	7.8 / 3000
	37.5 cu in 20HP	8.904-966.0 GX1025R.1	9.802-405.0 P2 x 1-1/8"		9.802-393.0 3TB 36	9.802-395.0 3BK 80H	9.802-403.0 H x 25mm	8.715-508.0 VBXL 13gpm	# 14	10 / 2000
8.730-515.0 20HP 3ph, 1760RPM		8.904-966.0 GX1025R.1		9.803-980.0 P1 x 1-5/8"	9.802-393.0 3TB 36	8.715-613.0 3BK 45H	9.802-403.0 H x 25mm	8.715-508.0 VBXL 13gpm	# 14	10 / 2000
	40.9 cu in 24HP	8.904-966.0 GX1025R.1	9.802-405.0 P2 x 1-1/8"		9.802-393.0 3TB 36	9.802-395.0 3BK 80H	9.802-403.0 H x 25mm	8.715-508.0 VBXL 13gpm	# 13	10.3 / 2500
8.730-515.0 20HP 3ph, 1760RPM		8.749-523.0 GH5050R		9.803-980.0 P1 x 1-5/8"	9.802-394.0 3TB 40	9.803-979.0 3BK 50H	9.802-403.0 H x 25mm	9.802-360.0 VB350/4	# 5	5 / 5000
	40.9 cu in 24HP	8.749-523.0 GH5050R	9.802-405.0 P2 x 1-1/8"		9.802-394.0 3TB 40	9.802-396.0 3BK 90H	9.802-403.0 H x 25mm	9.802-360.0 VB350/4	# 5	5 / 5000

Legacy HD Pump Cross Reference / Comparison Chart



GS Series



GG Series

Legacy HD Pumps	Legacy Pumps	General Pumps	AR Pumps
N/A	HG-2425	TH-2520G	XJV2.5G22D-F7
GG2530G.1	HG-2530	TH-3020G	XJV3G22D-F7

Legacy HD Pumps	Legacy Pumps	General Pumps	AR Pumps
N/A	WJG-2521	TP-2520J34	XTV2G22D-F7
N/A	WJG-2525	TP-2526J34	N/A
GG2530G.1	WJG-2530	TP-2530J34	XTV3G22D-F7
N/A	WJG-2535	TP-2533J34	N/A

Legacy HD Pumps	Legacy Pumps	General Pumps	AR Pumps
N/A	WJH-2521-F	TT-2021EBF	XTV2G22E-F8
N/A	WJH-2525-F	TT-2028EBG	N/A
GE2825F.1	WJH-2530-F	N/A	XTV3G22E-F8
GE2020S.1	WJH-2121	T-9051EBF	XTA2G15EBA-F8
N/A	WJH-2132	TT-9111EBF	XTA2G19E-F8

Legacy HD Pumps	Legacy Pumps	General Pumps	AR Pumps
N/A	WMG-2625	TX-1505G6	XMV2.5G25D-F25
GG2530G.1	WMG-2530	TX-1506G6	XMV3G25D-F25
N/A	WMG-2535	N/A	XMV3.5G25D-F25
N/A	WMG-2540	N/A	N/A

Legacy HD Pumps	Legacy Pumps	General Pumps	AR Pumps
GS3040G.2	WMG-3530 (1"H)	TX-1508G8	XMV3G30D-F24
GS3540G.2	WMG-3535 (1"H)	N/A	XMV3.5G30D-F24
GS4040G.2	WMG-3540 (1"H)	TX-1510G8	XMV4G32D-F24

Legacy HD Pumps	Legacy Pumps	General Pumps	AR Pumps
GE2020F.1/GE2825F.1	WMH-2521-F	N/A	XMV2G25E-F33
GE2825F.1	WMH-2230-F	N/A	N/A
GE2825F.1	WMH-2035-F	N/A	N/A
N/A	WMH-1840-F	N/A	N/A
GE3525F.1	WMHS-2035-F (3/4"H)	TT-2035EBF	XMV3.5G25D-F33

GE2020S.1/GE2925S.1	WMH-2021	N/A	XMA2G22E-F33
GE2825S.1	WMH-2525	N/A	XMA2.5G18E-F33
GE2825S.1	WMH-2528	N/A	XMA3G18E-F33
N/A	WMH-2035	N/A	N/A
N/A	WMHS-2035 (3/4"H)	N/A	N/A

Legacy HD Pumps	Legacy Pumps	General Pumps	AR Pumps
GD3025.1	WML-2530	TX-1812S17	XM11.17N
GM4030.2	WML-2534	TX-1812S17	XM13.20N
GM4030.2	WML-2540	TX-1812S17	XM15.15N

Legacy Pumps	Legacy Pumps	General Pumps	AR Pumps
GG3535G.1	TMG-3535	EZ-4035G34	RKV3.5G40HD-F24
GG34040G.2	TMG-4040	EZ-4040G34	RKV4G40HD-F24
N/A	TMG-4045	EZ-3045G	RKV4.5G40HD-F24
N/A	TMG-4050	N/A	N/A
N/A	TMG-3555	N/A	RKV5.5G40HD-F24

Legacy HD Pumps	Legacy Pumps	General Pumps	AR Pumps
N/A	TMH-3035	EZ-2536E	RKA3.5G30E-F17
N/A	TMH-3040	EZ-2542E	RKA4G30E-F17
N/A	TMH-3050	N/A	N/A
N/A	TMH-3055	N/A	RKA5.5G13E-F17

Legacy HD Pumps	Legacy Pumps	General Pumps	AR Pumps
GM4035.2	TML-3538	TS-1511	RK14.16N
GM4035.2	TML-3045	TS-921	RK14.16N
GM4035.2	TML-3545	N/A	RK14.16N
GM6035.2	TML-3053	TS-2021	RK21.20N
GM6035.2	TMS-3060	N/A	N/A

Legacy Pumps — Belt Drive Units



WML

WML SERIES: Premium Triplex Plunger Pump with AI Connecting Rods 1450 RPM Pulley Drive with 24mm Solid Shaft, 1/2" inlet x 3/8" outlet, 13.6 lbs. **Compare to:** General Pumps – the TX series and AR Pumps – XM series.



Part No.	Original No.	Model No.	Shaft	GPM	PSI	RPM	
8.703-367.0	105892	WML-2530	24mm	3.0	2500	1450	
8.703-368.0	105894	WML-2534	24mm	3.4	2500	1450	
9.802-354.0	105896	WML-2540	24mm	4.0	2500	1450	
8.703-456.0	106755	Pump Rail Set (Kit)					

NOTE: Can be run at 1750 RPM. Please note the pump ships without rails.



TML

TML SERIES: Industrial Triplex Plunger Pump with AI Connecting Rods 1450 RPM Pulley Drive with 24mm Solid Shaft, 1/2" inlet x 3/8" outlet, 18.9 lbs. **Compare to:** General Pumps – the TS series and AR Pumps – RK series.



Part No.	Original No.	Model No.	Shaft	GPM	PSI	RPM	
8.703-379.0	105920	TML-3538	24mm	3.8	3500	1450	
8.703-380.0	105921	TML-3045	24mm	4.5	3000	1450	
8.703-381.0	105922	TML-3545	24mm	4.5	3500	1450	
8.703-382.0	105924	TML-3053	24mm	5.3	3000	1450	
8.703-383.0	105930	TMS-3060	24mm	6.0	3000	1725	
8.703-384.0	105940	TML-4053-F	24mm	5.3	4000	2800	
8.703-457.0	106756	Pump Rail Set (Kit)					

NOTE: Can be run at 1750 RPM. Please note the pump ships without rails.



TTV

TTV SERIES: Heavy Industrial Triplex Plunger Pump with AI Connecting Rods 1450 RPM Pulley Drive with 24mm Solid Shaft, 3/4" inlet x 3/8" outlet, 31.9 lbs. **Compare to:** General Pumps – the TS series and AR Pumps – RK series.



Part No.	Original No.	Model No.	Shaft	GPM	PSI	RPM
8.703-385.0	105950	TTV-3540	24mm	4.0	3500	1450
8.703-386.0	105952	TTV-3548	24mm	4.8	3500	1450
8.703-387.0	105954	TTV-3555	24mm	5.5	3500	1450
8.703-388.0	105956	TTV-3563	24mm	6.3	3500	1750

NOTE: Can be run at 1750 RPM. Please note the pump ships without rails.



KKV

KKV SERIES: Heavy Industrial Triplex Plunger Pump with AI Connecting Rods 1450 RPM & 1725 RPM Pulley Drive with 30mm Solid Shaft, 1" inlet x 1/2" outlet, 39.6 lbs.




Part No.	Original No.	Model No.	Shaft	GPM	PSI	RPM
8.703-391.0	105962	KKV-3087	30mm	8.7	3000	1725
8.703-393.0	105970	KKVL-2395	30mm	9.5	2300	1450
8.703-394.0	105972	KKV-2311	30mm	11.0	2300	1725

Please note the pump ships without rails.



KTV

KTV SERIES: Heavy Industrial Triplex Plunger Pump with Plated Head 1450 RPM Pulley Drive with 30mm Solid Shaft, 1/2" inlet x 3/8" outlet, 31.9 lbs.



Part No.	Original No.	Model No.	Shaft	GPM	PSI	RPM
8.703-395.0	105980	KTV-4340	30mm	4.0	4300	1450
8.703-396.0	105982	KTV-4348	30mm	4.8	4300	1450
8.703-397.0	105984	KTV-4355	30mm	5.5	4300	1450

NOTE: Can be run at 1750 RPM. Please note the pump ships without rails.

Legacy Pumps — Belt Drive Units



HDL

HDL SERIES: Ultra-High Pressure Industrial Triplex Plunger Pump 1450 RPM Pulley Drive with 30mm Solid Shaft, 1/2" inlet x 3/8" outlet, 44.9 lbs.



Part No.	Original No.	Model No.	Shaft	GPM	PSI	RPM
8.703-398.0	105990	HDL-5040	30mm	4.0	5000	1450
8.703-399.0	105992	HDL-5045	30mm	4.5	5000	1450
8.703-400.0	105994	HDL-5050	30mm	5.0	5000	1450

NOTE: Can be run at 1750 RPM. Please note the pump ships without rails.



HG

HG SERIES: Axial Pump with Integral Unloader 3450 RPM Direct Drive with 3/4" Hollow Shaft and SAE Flange, 3/8" inlet x 3/8" outlet, 11.2 lbs. **Compare to:** General Pumps – the TH series and AR Pumps – XJV series.



Part No.	Original No.	Model No.	Shaft	GPM	PSI	RPM
8.703-339.0	105800	HG-2425	3/4"H	2.5	2400	3450
8.703-340.0	105802	HG-2530	3/4"H	3.0	2500	3450

Please note the pump ships without rails.

Pump Rails

Part No.	Original No.	Description
8.900-756.0	108762	Heavy Duty Pump Rail - Short (set)
8.900-757.0	108763	Heavy Duty Pump Rail - Tall (set)

Legacy Pumps — Direct Drive Units



WJG

WJG SERIES: Triplex Plunger Pump with Bronze Connecting Rods 3450 RPM Direct Drive with 3/4" Hollow Shaft and SAE Flange, 3/8" inlet x 3/8" outlet, 13.2 lbs. **Compare to:** General Pumps – the TP series and AR Pumps – XTV series.



Part No.	Original No.	Model No.	Shaft	GPM	PSI	RPM
8.703-341.0	105810	WJG-2521	3/4"H	2.1	2500	3450
8.703-342.0	105812	WJG-2525	3/4"H	2.5	2500	3450
8.703-343.0	105814	WJG-2530	3/4"H	3.0	2500	3450
8.703-344.0	105816	WJG-2535	3/4"H	3.5	2500	3450



WJH-F & WJH

WJH-F SERIES: Triplex Plunger Pump with Bronze Connecting Rods 3450 RPM Direct Drive with 5/8" Hollow Shaft and NEMA 56C Flange, 3/8" inlet x 3/8" outlet, 13.2 lbs. **Compare to:** General Pumps – the TT series and AR Pumps – XTV series.



WJH SERIES: Triplex Plunger Pump with AI Connecting Rods 1725 RPM Direct Drive with 5/8" Hollow Shaft and NEMA 56C Flange, 3/8" inlet x 3/8" outlet, 13.2 lbs. **Compare to:** General Pumps – the T & TT series and AR Pumps – XTA series.

Part No.	Original No.	Model No.	Shaft	GPM	PSI	RPM
WJH-F						
8.703-345.0	105820	WJH-2521-F	5/8"H	2.1	2500	3450
8.703-346.0	105822	WJH-2525-F	5/8"H	2.5	2500	3450
8.703-347.0	105824	WJH-2530-F	5/8"H	3.0	2500	3450
WJH						
8.703-348.0	105830	WJH-2121	5/8"H	2.1	2100	1725
8.703-349.0	105832	WJH-2132	5/8"H	3.2	2100	1725



WMG

WMG SERIES: Premium Triplex Plunger Pump with Bronze Connecting Rods 3450 RPM Direct Drive with 3/4" Hollow Shaft and SAE Flange, 1/2" inlet x 3/8" outlet, 14.7 lbs. **Compare to:** General Pumps – the TX series and AR Pumps – XMV series.



Part No.	Original No.	Model No.	Shaft	GPM	PSI	RPM
9.802-355.0	105840	WMG-2625	3/4"H	2.5	2600	3450
8.703-351.0	105842	WMG-2530	3/4"H	3.0	2500	3450
8.703-352.0	105844	WMG-2535	3/4"H	3.5	2500	3450
8.703-353.0	105846	WMG-2540	3/4"H	4.0	2500	3450

Legacy Pumps — Direct Drive Units



WMG 1

WMG 1" SERIES: Premium Triplex Plunger Pump with Bronze Connecting Rods 3450 RPM Direct Drive with 1" Hollow Shaft and SAE Flange, 1/2" inlet x 3/8" outlet, 14.7 lbs. **Compare to:** General Pumps – the TX series and AR Pumps – XMV series.



Part No.	Original No.	Model No.	Shaft	GPM	PSI	RPM
8.703-354.0	105850	WMG-3530	1"H	3.0	3500	3450
8.703-355.0	105852	WMG-3535	1"H	3.5	3500	3450
8.703-356.0	105854	WMG-3540	1"H	4.0	3500	3450

See page 55 for pump rails



WMH & WMH-F

WMH SERIES: Premium Triplex Plunger Pump with Al Connecting Rods 1725 RPM Direct Drive with 5/8" or 3/4" Hollow Shaft and NEMA 56C Flange, 1/2" inlet x 3/8" outlet, 14.7 lbs. **Compare to:** AR Pumps – XMV series.



WMH-F SERIES: Premium Triplex Plunger Pump with Bronze Connecting Rods 3450 RPM Direct Drive with 5/8" or 3/4" Hollow Shaft and NEMA 56C Flange, 1/2" inlet x 3/8" outlet, 14.7 lbs. **Compare to:** General Pumps – the TT series and AR Pumps – XMA series.

Part No.	Original No.	Model No.	Shaft	GPM	PSI	RPM
WMH						
8.703-357.0	105860	WMH-2021	5/8"H	2.1	2000	1725
8.703-358.0	105862	WMH-2525	5/8"H	2.5	2500	1725
8.703-359.0	105864	WMH-2228	5/8"H	2.8	2200	1725
8.703-360.0	105866	WMH-2035	5/8"H	3.5	2000	1725
8.703-361.0	105870	WMHS-2035	3/4"H	3.5	2000	1725
WMH-F						
9.802-351.0	105880	WMH-2521-F	5/8"H	2.1	2500	3450
8.703-363.0	105882	WMH-2230-F	5/8"H	3.0	2200	3450
8.703-364.0	105884	WMH-2535-F	5/8"H	3.5	2500	3450
8.703-365.0	105886	WMH-1840-F	5/8"H	4.0	1800	3450
8.703-366.0	105890	WMHS-2035-F	3/4"H	3.5	2000	3450



TMG

TMG SERIES: Industrial Triplex Plunger Pump with Bronze Connecting Rods 3450 RPM Direct Drive with 1" Hollow Shaft and SAE Flange, 1/2" inlet x 3/8" outlet, 19.8 lbs. **Compare to:** General Pumps – the EZ series and AR Pumps – RKV series.



Part No.	Original No.	Model No.	Shaft	GPM	PSI	RPM
8.703-370.0	105900	TMG-3535	1"H	3.5	3500	3450
8.703-371.0	105902	TMG-4040	1"H	4.0	4000	3450
8.703-372.0	105904	TMG-4045	1"H	4.5	4000	3450
8.703-373.0	105906	TMG-4050	1"H	5.0	4000	3450
8.703-374.0	105908	TMG-3555	1"H	5.5	3500	3450



TMH

TMH SERIES: Industrial Triplex Plunger Pump with Al Connecting Rods 1725 RPM Direct Drive with 1-1/8" Hollow Shaft and NEMA Flange, 1/2" inlet x 3/8" outlet, 18.9 lbs. **Compare to:** General Pumps – the EZ series and AR Pumps – RKA series.



Part No.	Original No.	Model No.	Shaft	GPM	PSI	RPM
8.703-375.0	105910	TMH-3035	1-1/8"H	3.5	3000	1725
8.703-376.0	105912	TMH-3040	1-1/8"H	4.0	3000	1725
8.703-377.0	105914	TMH-3050	1-1/8"H	5.0	3000	1725
8.703-378.0	105916	TMH-3055	1-1/8"H	5.5	3000	1725


See page 55 for pump rails

Legacy Pump Repair Kits



Part No.	Original No.	Kit No.	Description	No. of Pieces	Quantity Needed Per Pump
8.703-458.0	106810	Kit 10	WJH Packing/Header/Brass Assy (18mm)	21	1
8.703-459.0	106812	Kit 12	WM-H&L Packing/Brass Assy Kit WJH Packing/Header only (18mm)	15	1
9.803-041.0	106822	Kit 22	APR.S Unloader Seal(s) Kit	14	1
8.703-461.0	106837	Kit 37	TTV-KTV-HDL Plunger Oil Seal Kit	3	1
8.703-462.0	106840	Kit 40	KKV Check Valves/O-ring Kit	12	1
8.932-979.0	106842	Kit 42	APR.S Unloader Valve Seal Kit	3	1
8.900-701.0	106860	Kit 60	V-Packing,15mm Legacy Pump WJH WJH-F&G Packing/Header only (15mm)	12	1
8.900-702.0	106861	Kit 61	Complete Plunger Set 15mm 18PX WJH-F&G Packing/Header/Brass (15mm)	18	1
8.703-464.0	106863	Kit 63	WMH&L Check Valve/O-ring Kit	12	1
8.703-465.0	106864	Kit 64	HG/WJ/WM Plunger Oil Seal Kit	3	1
8.703-466.0	106865	Kit 65	TM Plunger Oil Seal Kit	3	1
8.703-467.0	106866	Kit 66	HG/WJ Valve Cap/O-ring (M18x1.5) Kit	12	1
8.703-468.0	106867	Kit 67	WM/TM/TTV Valve Cap/O-ring (M27x1.5)	12	1
8.703-469.0	106868	Kit 68	WM-F&G Packing/Brass Assy Kit (15mm)	21	1
8.703-470.0	106869	Kit 69	TM-F&G Packing/Brass Assy (15mm)	21	1
8.703-471.0	106870	Kit 70	WM-H&L Packing/Brass Assy Kit (18mm)	21	1
8.703-472.0	106871	Kit 71	TM-H&L Packing/Brass Assy Kit (18mm)	24	1
8.703-456.0	106755	Kit 72	WML Pump Rail Kit (Foot, Spacer, Bolt)	8	1
8.703-474.0	106873	Kit 73	WM-F&G Packing Only Kit (15mm)	15	1
8.703-475.0	106874	Kit 74	TM-F & G Packing Only Kit (15mm)	15	1
8.703-476.0	106876	Kit 76	TM-H&L Packing Only Kit (18mm)	18	1
8.703-477.0	106877	Kit 77	TM-S&L Accessory Seals Kit	8	1
8.703-478.0	106878	Kit 78	TM-G Accessory Seals Kit	8	1
8.703-479.0	106879	Kit 79	WM-G 1" Accessory Seals Kit	8	1
8.703-480.0	106880	Kit 80	WM-F&G-3/4" Accessory Seals Kit	8	1
8.703-481.0	106881	Kit 81	WM-L Accessory Seals Kit	8	1
8.703-482.0	106882	Kit 82	WJH-F Accessory Seals Kit	8	1
8.703-483.0	106884	Kit 84	HG/WJ Check Valve/O-ring Kit	12	1
8.703-485.0	106886	Kit 86	TTV-KTV Packing/Brass Assy Kit (20mm)	24	1
8.703-486.0	106887	Kit 87	KKV Packing/Brass Assy Kit (22mm)	24	1
8.703-487.0	106888	Kit 88	KKV Packing/Brass Assy Kit (25mm)	24	1
8.703-488.0	106889	Kit 89	TTV-KTV Packing Only Kit (20mm)	18	1
8.703-489.0	106890	Kit 90	KKV Packing Only Kit L90 (22mm)	18	1
8.703-490.0	106891	Kit 91	KKV Packing Only Kit L91 (25mm)	18	1
8.703-491.0	106892	Kit 92	HG Packing/Brass Assy Kit	21	1
8.703-492.0	106893	Kit 93	HDL Check Valve/O-ring Kit	12	1
8.703-493.0	106894	Kit 94	HDL Valve Containment Kit L94	24	1
8.900-703.0	106895	Kit 95	HDL Packing Only Kit L95 (18mm)	18	1
8.703-494.0	106896	Kit 96	HDL Packing/Brass Assy Kit (18mm)	24	1
8.703-495.0	106898	Kit 98	KTV-KKV-HDL Accessory Seal Kit	8	1
8.703-496.0	106899	Kit 99	KTV Valve Cap/O-ring Kit (Plated)	12	1
8.703-497.0	106900	Kit 100	KKV Plated Valve Cap/O-ring Kit	12	1
8.703-498.0	106923	Kit 123	TM-TTV-KTV Check Valve/O-ring	12	1
8.703-499.0	106924	Kit 124	WM-F&G Check Valve/O-ring Kit	12	1
8.703-500.0	106926	Kit 126	APR-35/40 Seal Repair Kit	13	1
8.703-501.0	106927	Kit 127	TTV Accessory Oil Seal Kit	10	1
8.703-502.0	106929	Kit 129	HG Packing Only Kit (15mm)	12	1
8.703-503.0	106932	Kit 132	KKV Valve Cap/O-ring Kit	12	1

Legacy Pump Repair Kit Selection Chart



Pump Model Series	MM	Check Valve Kit	Plunger Rod Oil Seal Kit	Water Seal(s) Only Kit	WaterSeal(s) Brass Ring Kit	Valve Cap Kit	Accessory Seal Kit
HDL	18	Kit 93	Kit 37	Kit 95	Kit 96	Kit 94	Kit 98
HG	15	Kit 84	Kit 64	Kit 129	Kit 92	Kit 66	n/a
KKV	22	Kit 40	Kit 37	Kit 90	Kit 87	Kit 132	Kit 98
KKV	25	Kit 40	Kit 37	Kit 91	Kit 88	Kit 100	Kit 98
KTV	20	Kit 123	Kit 37	Kit 89	Kit 86	Kit 99	Kit 98
TMG	15	Kit 123	Kit 65	Kit 74	Kit 69	Kit 67	Kit 78
TMH	18	Kit 123	Kit 65	Kit 76	Kit 71	Kit 67	Kit 78
TML	18	Kit 123	Kit 65	Kit 76	Kit 71	Kit 67	Kit 77
TML-F	15	Kit 123	Kit 65	Kit 74	Kit 69	Kit 67	Kit 77

Pump Model Series	MM	Check Valve Kit	Plunger Rod Oil Seal Kit	Water Seal(s) Only Kit	WaterSeal(s) Brass Ring Kit	Valve Cap Kit	Accessory Seal Kit
TMS	18	Kit 123	Kit 65	Kit 76	Kit 71	Kit 67	Kit 77
TTV	20	Kit 123	Kit 37	Kit 89	Kit 86	Kit 67	Kit 127
WJG	15	Kit 84	Kit 64	Kit 60	Kit 61	Kit 66	Kit 82
WJH-F	15	Kit 84	Kit 64	Kit 60	Kit 61	Kit 66	Kit 82
WJH	18	Kit 84	Kit 64	Kit 12	Kit 10	Kit 66	Kit 82
WMG-3/4"	15	Kit 124	Kit 64	Kit 73	Kit 68	Kit 67	Kit 80
WMG-1"	15	Kit 124	Kit 64	Kit 73	Kit 68	Kit 67	Kit 79
WMH-F	15	Kit 124	Kit 64	Kit 73	Kit 68	Kit 67	Kit 80
WMH	18	Kit 63	Kit 64	Kit 12	Kit 70	Kit 67	Kit 80
WML	18	Kit 63	Kit 64	Kit 12	Kit 70	Kit 67	Kit 81

Admiral Pump Repair Kits

For the following Admiral pumps: WE Series; WEL Series; XD Series; XLS Series; CA Series; WG Series; XLE Series; XLG Series; C Series; IB Series

Part No.	Original No.	Kit No.	Description	Quantity Needed per Pump
8.900-631.0	106501	Kit AP1	Check Valves (For WE, WG, WEL, XL Series, XD Small Brass Head)	1
8.900-632.0	106502	Kit AP2	Brass Valve Covers (For WE, WG, WEL Series & XD Small Brass Head)	1
8.900-633.0	106504	Kit AP4	Oil Seals 15mm Plunger Rod (For WE, WG & WEL Series)	1
8.900-634.0	106505	Kit AP5	Oil Seals 18mm Plunger Rod (For XL Series)	1
8.900-635.0	106506	Kit AP6	Male Adapter Rings, 15mm (For WE & WG Series)	1
8.900-636.0	106507	Kit AP7	Male Adapter Rings, 18mm (For WEL, XLE & XLS Series)	1
8.900-637.0	106508	Kit AP8	V-Packing Seals, 15mm (For WE & WG Series)	1
8.900-638.0	106509	Kit AP9	V-Packing Seals, 18mm (For WEL Series Only)	1
8.900-639.0	106510	Kit AP10	Brass Packing Gland, 15mm (For WE & WG Series)	1
8.900-640.0	106511	Kit AP11	Brass Packing Gland, 18mm (For WEL Series)	1
8.900-641.0	106512	Kit AP12	Complete Plunger Seal, 15mm (For WE, & WG Series)	3
8.900-642.0	106513	Kit AP13	Complete Plunger Seal, 18mm (For WEL Series)	3
8.900-643.0	106514	Kit AP14	Brass Packing Gland, Two Piece, 18mm (For XLE, & XLS Series)	1
8.900-644.0	106515	Kit AP15	V-Packing Seals, Two Piece, 18mm (For XLE, & XLS Series)	1
8.900-645.0	106516	Kit AP16	Super U-Packing Seals, 18mm (For XLG Series Only)	1
8.900-646.0	106517	Kit AP17	Complete Plunger Seal, Two Piece, 18mm (For XLE, & XLS Series)	3
8.900-647.0	106518	Kit AP18	Complete Plunger Seal, Super-U, 18mm (For XLG Series Only)	3
8.900-648.0	106519	Kit AP19	Brass Packing Gland, Super-U, 18mm (For XLG Series Only)	1
8.900-649.0	106520	Kit AP20	Valve Covers, Brass (For XLG, XLE, XLS Series, & XD Small Plated Pump)	1
8.900-650.0	106521	Kit AP21	Valve Covers, Plated (For XLG, XLE, XLS, & XD Small Plated Pump)	1
8.900-651.0	106522	Kit AP22	Male Adapter Rings, 18mm (For XLG Series Only)	1
8.900-652.0	106523	Kit AP23	Low Pressure Seals, 18mm (For XL Series)	1
8.900-653.0	106524	Kit AP24	V-Packing Seals, 15mm, Two Piece (For WE-T & WG-T Series)	1
8.900-654.0	106525	Kit AP25	V-Packing Seals, 18mm, Two Piece (For WEL-T Series Only)	1
8.900-655.0	106526	Kit AP26	Brass Packing Gland, 15mm, Two Piece (For WE-T & WG-T Series)	1
8.900-656.0	106527	Kit AP27	Brass Packing Gland, 18mm, Two Piece (For WEL-T Series Only)	1
8.900-657.0	106528	Kit AP28	Complete Plunger Seal, 15mm, Two Piece (For WE-T, & WG-T Series)	3
8.900-658.0	106529	Kit AP29	Complete Plunger Seal, 18mm, Two Piece (For WEL-T Series Only)	3
8.900-659.0	106531	Kit AP31	Check Valve Kit (For XD Big Head)	1
8.900-660.0	106532	Kit AP32	Brass Valve Caps (For XD Big Head)	1
8.900-661.0	106533	Kit AP33	Plated Valve Caps (For XD Big Plated Head)	1
8.900-662.0	106534	Kit AP34	Plunger Rod Seal (For XD Pumps)	1
8.900-663.0	106535	Kit AP35	Male Adapter Rings (For XD 20mm)	1
8.900-664.0	106536	Kit AP36	Male Adapter Rings (For XD 22mm)	1
8.900-665.0	106537	Kit AP37	Male Adapter Rings (For XD 25mm)	1
8.900-666.0	106538	Kit AP38	"Super U" Packing (For XD 20mm)	1
8.900-667.0	106539	Kit AP39	"Super U" Packing (For XD 22mm)	1
8.900-668.0	106540	Kit AP40	"Super U" Packing (For XD 25mm)	1
8.900-669.0	106541	Kit AP41	Two Piece Brass Gland (For XD 20mm)	1
8.900-670.0	106542	Kit AP42	Two Piece Brass Gland (For XD 22mm)	1
8.900-671.0	106543	Kit AP43	Two Piece Brass Gland (For XD 25mm)	1
8.900-672.0	106544	Kit AP44	Complete Plunger Seal Repair (For XD 20mm)	3
8.900-673.0	106545	Kit AP45	Complete Plunger Seal Repair (For XD 22mm)	3
8.900-674.0	106546	Kit AP46	Complete Plunger Seal Repair (For XD 25mm)	3
8.900-675.0	106550	Kit AP50	Check Valve Kit (For C-Pumps, Brass Head)	1
8.900-676.0	106552	Kit AP52	Check Valve Assemblies (For IB-1000 Series, & CA Series)	1
8.900-678.0	106555	Kit AP55	Oil Seals, 45mm Plunger Rod (For IB-1000 Series, C & CA Series)	1
8.900-680.0	106557	Kit AP57	Male Adapter Rings, 45mm (For IB-1000 Series, C & CA Series)	1
8.900-682.0	106559	Kit AP59	V-Packing Seals, 45mm (For IB-1000 Series, C & CA Series)	1
8.900-683.0	106561	Kit AP61	Glands (45mm), Brass Packing (For IB-1019, 1032, 1037, C & CA Series)	1
8.900-685.0	106563	Kit AP63	Complete Plunger Seal, 45mm (For IB-1019, 1032, 1037, C & CA Series)	3
8.900-686.0	106564	Kit AP64	Complete Plunger Seal Shim 45mm (For IB-1027, 1053)	3
8.900-687.0	106566	Kit AP66	Packing Spacer Shim, 45mm (For IB-1000/Shim)	1
8.900-691.0	106594	Kit AP94	Brass Packing Gland (30mm), (C-Series, 2200 PSI)	1
8.900-692.0	106595	Kit AP95	Complete Plunger Kit (30mm), (C-Series, 2200 PSI)	3
8.900-693.0	106596	Kit AP96	Male Adapter Kit (30mm), (C-Series, 2200 PSI)	1
8.900-694.0	106597	Kit AP97	V-Packing Kit (30mm), (C-Series, 2200 PSI)	1



MK Series
40-107 GPM,
2175-5800 PSI
160 EBHP



VF Series
3-6 GPM,
11600-21750 PSI
50 EBHP



KE Series
8-18 GPM,
1885-4350 PSI
25 EBHP



KF Series
24-45 GPM,
1600-3045 PSI
50 EBHP



HF Series
8-19 GPM,
4060-8700 PSI
50 EBHP



MKS Series
48-128.5 GPM,
2100-5800 PSI
185 EBHP



KS Series
24-60 GPM,
2000-4000 PSI
75 EBHP

THE NEW GENERATION

Longer Life, Easier Installation, Lower Operating Costs

Special Applications?

No problem. General Pump offers an endless variety of custom-built skid mounted pump systems.



General Pump
www.generalpump.com

Interpump / General Pumps



Solid Shaft Pumps



8.702-620.0
Solid Shaft Pumps



8.702-635.0



8.702-703.0



8.702-741.0
TX Solid Shaft Pumps



8.702-768.0
Series "44" Solid Shaft Pumps

Part No.	Original No.	Interpump Model No.	GP Model No.	GPM	PSI	HP	RPM	Shaft Dia
8.702-618.0	102033*	W72	T721	2.2	1200	1.7	1450	24mm
8.702-620.0	102035*	W73	T731	3.0	1200	2.4	1450	24mm
9.802-358.0	102052	W99	T991	3.5	1500	3.5	1450	24mm
8.702-629.0	102048	WS92	TS921	4.75	1800	5.8	1450	24mm
8.702-625.0	102046	W92	T921	5.0	1700	5.8	1050	24mm
8.702-622.0	102042	WS82	TS821	5.6	1500	5.6	1450	24mm
8.702-636.0	102058	WS101	TS1011	4.0	2000	5.4	1450	24mm
8.702-635.0	102056	W101	T1011	4.5	2000	6.0	1125	24mm
8.702-646.0	102076	WS133	TS1331	3.5	2100	5.0	1450	24mm
8.702-645.0	102074	WS132	TS1321	4.75	2100	6.8	1450	24mm
8.702-643.0	102072	W132	T1321	5.5	2100	7.9	1150	24mm
8.702-650.0	102084	WS151	TS1511	4.0	2500	6.8	1450	24mm
8.702-649.0	102082	W151	T1511	4.5	2500	7.7	1125	24mm
8.702-655.0	102090	WS162	TS1621	4.75	2500	8.0	1450	24mm
8.702-654.0	102088	W162	T1621	5.0	2500	8.5	1050	24mm
8.702-665.0	102105	W201	T2011	4.5	3000	9.2	1125	24mm
8.702-667.0	102110	WS201	TS2011	4.0	3000	8.0	1450	24mm
8.702-669.0	102115	WS202	TS2021	5.6	3000	11.3	1450	24mm
8.702-697.0	102157	W972	T9721	2.1	1000	1.5	1750	24mm
8.702-698.0	102162	W973	T9731	2.8	1100	2.0	1750	24mm
8.702-700.0	102167	W979	T9791	2.5	1100	2.0	1750	24mm
8.702-701.0	102170	W995	T9951	3.4	1300	3.0	1750	24mm
8.702-702.0	102174	W996	T9961	4.0	1100	3.0	1750	24mm
8.702-703.0	102176	W997	T9971	4.0	2000	5.0	1750	24mm
8.702-686.0	102135	W912	T9121	4.75	1500	5.0	1750	24mm
8.702-687.0	102140	W913	T9131	4.0	1900	5.0	1750	24mm
8.702-688.0	102145	W916	T9161	4.75	2300	7.5	1750	24mm
8.702-690.0	102150	W921	T9211	4.0	2900	7.5	1750	24mm
8.702-693.0	102152	W928	T9281	4.0	4000	11.0	1750	24mm
8.702-695.0	102154	T5050	T5050	5.0	5000	11.0	1845	24mm
8.702-661.0	102097	-	TT9111	3.0	1500	3.0	1750	24mm
8.702-630.0	102049	WW93	TT931	2.9	1500	3.0	2800	24mm
8.702-628.0	102047	WW94	TT941	3.43	1300	3.0	2800	24mm
8.702-685.0	102134	WW935	TT9351	3.5	2500	5.0	3400	24mm
8.702-663.0	102102	WW944	TT9441	4.4	2500	7.5	3400	24mm

*Duplex Pump

TX Solid Shaft Pump



Part No.	Original No.	Model No.	GPM	PSI	HP	Shaft RPM	Dia
8.702-741.0	102282	TX1510S34	4	3000	8.2	3400	24MM

Series "44" (EZ Series) Solid Shaft Pumps



Part No.	Original No.	Interpump Model No.	GP Model No.	GPM	PSI	HP	RPM	Shaft Dia
8.702-766.0	102313	W956	EZ2536S	3.6	2500	6.0	1750	24mm
8.702-768.0	102317	W959	EZ2542S	4.2	2500	7.0	1750	24mm
8.702-773.0	102320	W186	EZ3040S	4.0	3000	8.0	3400	24mm
8.702-782.0	102333	-	EZ4040S34	4.0	4000	11.0	3400	24mm

NOTE: For Direct Drive Mounting of the above pumps. See flanges on page 71.

Interpump / General Pumps (continued)



8.702-740.0
TSF Pumps

TSF



Part No.	Original No.	Model No.	GPM	PSI	HP	RPM	Shaft Dia
8.702-740.0	102281	TSF2021	7	3600	17.3	1450	24MM
8.702-736.0	102277	TSF2221	10.2	3000	21	1750	24MM
8.702-737.0	102278	TSF2421	12	2500	20.5	1750	24MM



8.702-652.0
Large Frame
Solid Shaft Pumps

Large Frame Solid Shaft Pumps



Part No.	Original No.	Interpump Model No.	GP Model No.	GPM	PSI	HP	RPM	Shaft Dia
8.702-612.0	102004	W4A	T41A	12.0	900	7.2	650	35mm
8.702-640.0	102067	WS104	TS1041	8.0	1600	7.5	1450	35mm
8.702-652.0	102086	WS153	TS1531	8.0	2175	10.0	1450	35mm
8.702-648.0	102079	WS135	TS1351	11.0	2000	15.0	1450	32mm
8.702-657.0	102092	W163	T1631	10.0	2500	17.0	1080	32mm
8.702-672.0	102120	W203	T2031	9.0	3000	18.2	1140	32mm
8.702-613.0	102006	W6	T61	17.0	1000	11.6	650	35mm
8.702-614.0	102008	W8	T81	21.0	1000	14.5	650	35mm
8.702-615.0	102012	W12	T121	35.0	1000	24.0	650	35mm
8.702-616.0	102015	W15	T151	43.0	1000	29.7	650	35mm
8.702-684.0	102133	W425	T4251	6.6	5800	25.0	1000	35mm



8.702-754.0
Solid Shaft Car
Wash Pumps

Solid Shaft Car Wash Pumps



Part No.	Original No.	Model No.	GPM	PSI	HP	RPM	Shaft Dia	Ship Wt (lbs)
8.702-754.0	102295	CW2040	5.0	2500	5.5	1250	24mm	30
8.702-752.0	102293	CW24	5.0	2500	8.6	1250	24mm	30
8.702-745.0	102286	CW3040	5.0	3000	8.3	1250	24mm	32
8.702-748.0	102289	CW81	20.0	1200	18.0	1000	35mm	92



8.702-711.0
Gas Hollow Shaft
Direct Drive Pumps

Gas Hollow Shaft Direct Drive



Part No.	Original No.	Interpump Model No.	GP Model No.	GPM	PSI	HP	RPM	Shaft Dia
8.702-711.0	102206	WW906G	TT9061G	2.1	1400	2.0	3400	3/4"
8.702-712.0	102208	WW907G	TT9071G	2.8	1500	2.8	3400	3/4"
8.702-682.0	102130		TT1540GBF	4.0	1500	5.5	3400	3/4"
8.702-673.0	102121		TT2028GBF	2.8	2000	5.0	3400	3/4"
8.702-674.0	102122		TT2035GBF	3.5	2000	6.5	3400	3/4"

Interpump / General Pumps (continued)



Hollow Shaft Direct Drive – Flanged for direct couple to electric motors



Part No.	Original No.	Interpump Model No.	GP Model No.	GPM	PSI	HP	RPM	Shaft Dia
8.702-708.0	102202	W905E	T9051E	2.1	1400	2.0	1750	5/8"
8.702-710.0	102204	WW906E	TT9061E	2.1	1400	2.0	3400	5/8"
8.702-713.0	102210	WW907E	TT9071E	2.8	1500	3.0	3400	5/8"
8.702-677.0	102125		TT9111EBF	3.0	1500	3.0	1750	5/8"
8.702-679.0	102126		TT2021EBF	2.1	2000	3.0	3400	5/8"
8.702-680.0	102127		TT2028EBF	2.8	2000	4.0	3400	5/8"
8.702-681.0	102129		TT2035EBF	3.5	2000	5.0	3400	3/4"



EZ Series Hollow Shaft Direct Drive – flanged for direct couple to gasoline engines



Part No.	Original No.	Interpump Model No.	GP Model No.	GPM	PSI	HP	RPM	Shaft Dia
8.702-765.0	102311	WW962EZG	EZ2545G	4.6	2500	7.9	3400	1"
8.702-762.0	102307	WW960EZG	EZ3035G	3.5	2500	6.0	3400	1"
8.702-764.0	102309	WW961EZG	EZ3040G	4.0	2500	6.8	3400	1"
8.702-776.0	102324		EZ4030G34	3.0	4000	10.0	3400	1"
8.702-778.0	102326		EZ4035G34	3.5	4000	10.0	3400	1"
8.702-779.0	102327		EZ4040G34	4.0	4000	11.0	3400	1"



EZ Series Hollow Shaft – flanged for direct couple to electric motors

Part No.	Original No.	Interpump Model No.	GP Model No.	GPM	PSI	HP	RPM	Shaft Dia
8.702-758.0	102301	W956EZE	EZ2536E	3.6	2500	6.2	1750	1-1/8"
8.702-759.0	102303	W959EZE	EZ2542E	4.2	2500	7.2	1750	1-1/8"
8.702-761.0	102305	W950EZE	EZ2545E	4.5	2500	7.9	3400	1-1/8"
8.702-760.0	102304	W953EZE	EZ2555E	5.5	2500	9.0	3400	1-1/8"



TX Series Hollow Shaft Direct Drive – flanged for direct couple to 184TC electric motor



Part No.	Original No.	Model No.	GPM	PSI	HP	RPM	Shaft Dia
8.702-784.0	102335	TX1810E179	3.2	2000	4.4	1750	1-1/8
8.702-785.0	102336	TX1812E179	3.8	2000	5.2	1750	1-1/8

Interpump / General Pump Kit Selection Chart

Use this selection chart below and next page to find the correct repair kit for the specific Interpump / General Pump model.



Pump Model	Valves	Oil Seal Piston	Packings	Packing w/Brass	Ceramic	Valve Caps	Piston Bolts	Head Rings	Crank Oil Seal
TX1510534	Kit 123	Kit 159	Kit 160	Kit 166	104800	Kit 124	–	–	Kit 159
TX1810E179	Kit 123	Kit 159	Kit 161	Kit 167	104804	Kit 124	–	–	Kit 159
TX1812E179	Kit 123	Kit 159	Kit 161	Kit 167	104804	Kit 124	–	–	Kit 159
TSF2021	Kit 169	Kit 2	Kit 170	Kit 171	104800	–	–	–	Kit 3
TSF2221	Kit 169	Kit 2	Kit 172	Kit 173	107921	–	–	–	Kit 3
TSF2421	Kit 169	Kit 2	Kit 181	Kit 182	107923	–	–	–	Kit 3

Interpump / General Pump Kit Selection Chart (continued)



Use this selection chart below to find the correct repair kit for the specific Interpump / General Pump model.

Pump Model	Valves	Oil Seal Piston	Packings	Packing w/Brass	Ceramic	Valve Caps	Piston Bolts	Head Rings	Crank Oil Seal
T9721	Kit 1	Kit 23	Kit 19	Kit 27	104809	Kit 4	Kit 6	Kit 21	104641
T9731	Kit 1	Kit 23	Kit 19	Kit 27	104809	Kit 4	Kit 6	Kit 21	104637
T731	Kit 1	Kit 23	Kit 19	Kit 27	104809	Kit 4	Kit 6	Kit 21	104641
T991	Kit 1	Kit 23	Kit 19	Kit 27	104809	Kit 4	Kit 6	Kit 21	104641
T9951	Kit 1	Kit 23	Kit 19	Kit 27	104809	Kit 4	Kit 6	Kit 21	104641
T9971	Kit 1	Kit 23	Kit 19	Kit 27	104809	Kit 4	Kit 6	Kit 21	104641
T921	Kit 1	Kit 2	Kit 148	Kit 29	104805	Kit 4	Kit 6	Kit 11	Kit 3
T1011	Kit 1	Kit 2	Kit 69	Kit 28	104803	Kit 4	Kit 6	Kit 7	Kit 3
T1321	Kit 1	Kit 2	Kit 148	Kit 29	104805	Kit 4	Kit 6	Kit 11	Kit 3
T9211	Kit 1	Kit 2	Kit 69	Kit 28	104803	Kit 5	Kit 6	Kit 7	Kit 3
T9281	Kit 1	Kit 2	Kit 109	Kit 112	104808	Kit 106	Kit 107	Kit 108	Kit 3
T4251	Kit 122	Kit 44	Kit 77	Kit 78	104810	–	–	Kit 7	Kit 32
T5050	Kit 150	Kit 2	Kit 109	Kit 151	104808	–	–	Kit 108	Kit 3
TS1021	Kit 1	Kit 2	Kit 69	Kit 28	104803	Kit 4	Kit 6	Kit 7	Kit 3
TS1011	Kit 1	Kit 2	Kit 69	Kit 28	104803	Kit 4	Kit 6	Kit 7	Kit 3
TS1041	Kit 62	Kit 37	Kit 69	Kit 82	104803	–	Kit 54	Kit 7	Kit 32
TS1321	Kit 1	Kit 2	Kit 148	Kit 29	104805	Kit 4	Kit 6	Kit 11	Kit 3
TS1511	Kit 1	Kit 2	Kit 69	Kit 28	104803	Kit 4	Kit 6	Kit 7	Kit 3
TS1531	Kit 62	Kit 37	Kit 69	Kit 82	104803	–	Kit 54	Kit 7	Kit 32
TS2011	Kit 1	Kit 2	Kit 69	Kit 28	104803	Kit 5	Kit 6	Kit 7	Kit 3
TS2021	Kit 1	Kit 2	Kit 69	Kit 28	104803	Kit 5	Kit 6	Kit 7	Kit 3
TT9111	Kit 1	Kit 83	Kit 141	Kit 140	104806	Kit 84	–	–	104641
TT941	Kit 1	Kit 83	Kit 97	Kit 96	083807	Kit 84	–	–	104641
TT9441	Kit 1	Kit 23	Kit 88	Kit 92	104800	Kit 4	–	–	104641
TT2028	Kit 1	Kit 83	Kit 97	Kit 96	083807	Kit 84	–	–	104637
TT2035	Kit 1	Kit 83	Kit 97	Kit 96	083807	Kit 84	–	–	104637
TT9061	Kit 1	Kit 83	Kit 97	Kit 96	083807	Kit 84	–	–	104637
TT9071	Kit 1	Kit 83	Kit 97	Kit 96	083807	Kit 84	–	–	104637
EZ2542E	Kit 123	Kit 23	Kit 127	Kit 131	104804	Kit 124	–	Kit 129	104649
EZ2545E	Kit 123	Kit 23	Kit 88	Kit 130	104800	Kit 124	–	Kit 90	104649
EZ3035G	Kit 123	Kit 23	Kit 88	Kit 130	104800	Kit 124	–	Kit 90	104649
EZ3040G	Kit 123	Kit 23	Kit 88	Kit 130	104800	Kit 124	–	Kit 90	104649
EZ3040S	Kit 123	Kit 23	Kit 88	Kit 130	104800	Kit 124	–	Kit 90	104644
T9051EBF	Kit 1	Kit 83	Kit 97	Kit 96	104800	Kit 84	–	–	104644
EZ2542S	Kit 123	Kit 23	Kit 127	Kit 131	104804	Kit 124	–	Kit 129	104644
EZ3042S	Kit 123	Kit 23	Kit 127	Kit 131	104804	Kit 124	–	Kit 129	104644
EZ4040S34	Kit 123	Kit 23	Kit 153	Kit 156	104812	Kit 124	–	Kit 155	104644
EZ3030G34	Kit 123	Kit 23	Kit 88	Kit 130	104800	Kit 124	–	Kit 90	104649
EZ3045G	Kit 123	Kit 23	Kit 88	Kit 130	104800	Kit 124	–	Kit 90	104649
EZ4035G34	Kit 123	Kit 23	Kit 153	Kit 156	104812	Kit 124	–	Kit 155	104649
TS1331-B	Kit 1	Kit 2	Kit 69	Kit 28	104803	Kit 4	Kit 6	Kit 7	Kit 3
T1631	Kit 1	Kit 24	Kit 148	Kit 28	104805	Kit 4	Kit 6	Kit 11	–
CW1012	Kit 62	Kit 37	Kit 113	Kit 67	104813	–	Kit 74	Kit 65	Kit 32

Genuine Interpump / General Pump Kits

We stock a complete selection of original Interpump / General Pump repair kits. See previous page for our kit selection chart.

- Complete selection of repair kits
- See page 52 for our AP version of these kits for a lower cost alternative.



Part No.	Original No.	Kit No.
8.702-798.0	103001G	Kit 1, Valve
8.702-800.0	103002B	Kit 2, Piston Rod Oil Seal
8.702-801.0	103003B	Kit 3, Crankshaft Oil Seal
8.702-802.0	103004B	Kit 4, Valve Cap
8.702-803.0	103005B	Kit 5, Valve Cap
8.702-805.0	103006B	Kit 6, Piston Bolt
8.702-806.0	103007B	Kit 7, Head Ring
8.702-807.0	103008B	Kit 8HP old style 20mm Packing
8.702-115.0	1-0008 103008LP	Kit 8, new style Packing Kit
8.900-444.0	103009X	Kit 9 Packing Spacer
8.702-809.0	103010B	Kit 10, Retainer 20mm Packing
8.702-810.0	103011B	Kit 11, 22mm Head Ring
8.702-811.0	103012B	Kit 12, 22mm Packing
8.702-812.0	103014B	Kit 14, Retainer 22mm Packing
8.702-813.0	103015B	Kit 15 Packing Adapter
8.702-814.0	103016B	Kit 16, 24mm Packing
8.702-815.0	103017B	Kit 17, 24mm Intermediate Ring
8.702-816.0	103018B	Kit 18 Packing Retainer
8.702-817.0	103019B	Kit 19, 20mm HP Packing
8.702-818.0	103019NB	Kit 19 new style
8.702-820.0	103020B	Kit 20, 20mm Intermediate Ring
8.702-821.0	103021B	Kit 21, 20mm Head Ring
8.702-822.0	103022B	Kit 22, 20mm Packing Retainer
8.702-823.0	103023B	Kit 23, Piston Rod Oil Seal
8.702-824.0	103024B	Kit 24, Piston Rod Oil Seal
8.702-825.0	103026B	Kit 26, Piston Bolt
8.702-826.0	103027B	Kit 27, 20mm Packing Assembly
8.702-829.0	103028NB	Kit 28, 20mm Packing Assembly
8.702-830.0	103029NB	Kit 29, 22mm Packing Assembly
8.702-831.0	103030B	Kit 30, 24mm Packing Assembly
8.702-833.0	103032B	Kit 32, Crankshaft Oil Seal
8.702-834.0	103037B	Kit 37, Piston Rod Oil Seal
8.702-836.0	103038NB	Kit 38, 36mm Packing
8.702-838.0	103041B	Kit 41 Packing Adapter
8.702-840.0	103044B	Kit 44, Piston Rod Oil Seal
8.702-843.0	103050B	Kit 50, Valve Kit
8.702-844.0	103051B	Kit 51, Timax Maintenance

Part No.	Original No.	Kit No.
8.702-847.0	103058B	Kit 58, K5 Maint.
8.702-849.0	103060B	Kit 60, K5 Complete Rebuild
8.702-850.0	103061B	Kit 61, K3 Complete Rebuild
8.702-851.0	103062B	Kit 62, Valve
8.702-852.0	103063B	Kit 63 30mm Packing
8.702-853.0	103064B	Kit 64, Packing w/Intermed. Rings
8.702-854.0	103065B	Kit 65 30MM Head Ring
8.702-855.0	103066B	Kit 66 Packing Spacer
8.702-856.0	103067B	Kit 67, 30mm Packing Assembly
8.702-857.0	103069NB	Kit 69, 20mm Packing w/Restop
8.702-858.0	103070B	Kit 70, K7 Maint.
8.702-859.0	103071B	Kit 71, Intermed. Ring w/Restop
8.702-860.0	103072B	Kit 72, Maint. Kit
8.702-861.0	103074B	Kit 74, Piston Bolt
8.702-864.0	103077B	Kit 77, 20mm Packing w/Restop
8.702-868.0	103079NB	Kit 79, 45mm Packing w/Restop
8.900-484.0	103080B	Kit 80, 45mm Packing Assembly
8.702-870.0	103081B	Kit 81 Intermediate Ring
8.702-872.0	103083B	Kit 83, Oil Seal
8.702-873.0	103084B	Kit 84, Valve Cap
8.702-874.0	103085B	Kit 85 Complete Packing
8.702-875.0	103086B	Kit 86 Packing Retainer
8.702-876.0	103087B	Kit 87, Packing
8.702-877.0	103088NB	Kit 88, Packing EZ3040G
8.702-878.0	103089B	Kit 89 Intermediate Ring
8.702-879.0	103090B	Kit 90, Head Ring
8.702-880.0	103091B	Kit 91 Packing Retainer
8.702-882.0	103092NB	Kit 92, Piston Seal
8.702-883.0	103093B	Kit 93 Control Set W2
8.702-884.0	103094B	Kit 94, Control Set
8.702-885.0	103095B	Kit 95, KR Unloader
8.702-886.0	103096B	Kit 96 Packing Assembly
8.702-887.0	103097B	Kit 97, Packing
8.702-888.0	103098B	Kit 98, ZKW1 Maint.
8.702-961.0	103220B	Kit 100, Hot Kit 190° Water (Replaces Kits #1 & #28)
8.702-893.0	103102B	Kit 102 Unloader Maint.
8.702-896.0	103105B	Kit 105, P10 Maint.
8.702-897.0	103106B	Kit 106, Valve Cap
8.702-898.0	103107B	Kit 107, Piston Bolt Pump T9281
8.702-899.0	103108B	Kit 108, Head Ring for T-9281
8.702-900.0	103109NB	Kit 109, 16 mm Packing New

Part No.	Original No.	Kit No.
8.702-901.0	103110B	Kit 110, 16mm Intermediate Ring
8.702-902.0	103111B	Kit 111, Packing Retainer, 16mm Pump T9281
8.702-903.0	103112B	Kit 112, 16mm Packing Assembly
8.702-904.0	103113B	Kit 113, Packing Assembly
8.702-908.0	103118B	Kit 118, Packing
8.702-909.0	103119B	Kit 119, Packing
8.702-910.0	103120B	Kit 120, Unloader
8.702-912.0	103122B	Kit 122, Valves
8.702-913.0	103123B	Kit 123, Valve EZ3040
8.702-914.0	103124B	Kit 124, Valve Cap and O-Ring for EZ Pump
8.702-915.0	103125B	Kit 125, EZ Pump
8.702-916.0	103126B	Kit 126, EZ Pump
8.702-917.0	103127B	Kit 127, Packing EZ2542S
8.702-919.0	103129B	Kit 129, Head Ring EZ Series
8.702-920.0	103130B	Kit 130 Packing Complete
8.702-921.0	103131B	Kit 131, EZ Pump
8.702-923.0	103134B	Kit 134 Valve TH Pump
8.702-928.0	103140B	Kit 140, Packing Assembly, T9111
8.702-929.0	103141B	Kit 141, General
8.702-930.0	103148B	Kit 148 22mm Packing
8.702-931.0	103149B	Kit 149, Ring Intermediate
8.702-932.0	103150B	Kit 150, Valve General T5050
8.702-933.0	103151B	Kit 151 Packing Retainer
8.702-934.0	103153B	Kit 153, Packing Kit
8.702-936.0	103156B	Kit 156 13mm Packing
8.702-937.0	103159B	Kit 159 Oil Seal
8.702-938.0	103160B	Kit 160 Short Packing
8.702-939.0	103161B	Kit 161 Packings
8.702-940.0	103162B	Kit 162 Packings
9.841-673.0	103163B	Kit 163 Seal Retainer
8.702-941.0	103164B	Kit 164 Int Ring
9.841-638.0	103165B	Kit 165 Int Ring
8.702-942.0	103166B	Kit 166 Long Kit 1
8.702-943.0	103167B	Kit 167 Packing Assy
8.702-945.0	103169B	Kit 169 Valve Kit
8.702-946.0	103170B	Kit 170LP Seal Kit & HP Seal
8.702-947.0	103171B	Kit 171 Packings
8.702-948.0	103172B	Kit 172 Low/High Packing
8.702-949.0	103173B	Kit 173 Packings
8.702-954.0	103181B	Kit 181 LP Seal Kit & HP Seal
8.702-955.0	103182B	Kit 182 Packings
8.702-958.0	103201B	Kit 201 Valve Kit

AR Triplex Ceramic Plunger Pumps



8.702-585.0

Direct Drive Gas Engine Flanged Models

Part No.	Original No.	Model No.	GPM	PSI	BHP	RPM	Shaft Dia	Weight (lbs)
8.702-552.0	101804	XTV3G16D-F7	3.0	1600	3.0	3400	3/4"	10
8.702-494.0	101701	XTV3G22D-F7	3.0	2200	4.5	3400	3/4"	11
8.702-501.0	101718	XMV25G26D-F25	2.5	2600	5.0	3400	3/4"	19
8.702-498.0	101711	XMV3G30D-F24	3.0	3000	6.0	3400	1"	19
8.702-495.0	101702	XMV3G25D-F25	3.0	2500	5.0	3400	3/4"	19
8.702-546.0	101796	XMV35G25D-F24	3.5	2500	5.5	3400	1"	19
8.702-542.0	101792	XMV35G25D-F25	3.5	2500	5.5	3400	3/4"	19
8.702-547.0	101797	XMV4G30D-F24	3.8	3000	7.5	3400	1"	19
8.702-585.0	101865	RKV35G30AD-F24	3.5	3000	5.0	3400	1"	21
8.702-586.0	101866	RKV4G30AD-F24	4.0	3000	7.5	3400	1"	21
8.702-587.0	101867	RKV4G32D-F24	4.0	3200	8.5	3400	1"	21
8.702-588.0	101868	RKV4G35HD-F24	4.0	3500	10.0	3400	1"	21



8.702-531.0

Solid Shaft Models



Part No.	Original No.	Model No.	GPM	PSI	BHP	RPM	Shaft Dia	Weight (lbs)
8.702-506.0	101731	XTA3G22N	3.0	2200	4.5	1750	24mm	11
8.702-507.0	101734	XTA3G19N	3.0	1900	4.0	1750	24mm	11
8.702-531.0	101780	XMA3.5G25N	3.5	2500	5.5	1750	24mm	18
8.702-590.0	101870	RKA4G20N	4.0	2000	5.0	1750	24mm	19
8.702-593.0	101873	RKA4G30N	4.0	3000	7.5	1750	24mm	19
8.702-595.0	101875	RKA4G35N	4.0	3500	10.0	1750	24mm	19
8.702-597.0	101877	RKA4G40HN	4.0	4000	11.0	1750	24mm	21
8.702-520.0	101765	XW2128N	5.5	4060	15.0	1450	24mm	34
8.702-513.0	101750	XW2623	6.87	3400	15.0	1450	24mm	34



8.702-504.0

Direct Drive Electric Flanged Models



Part No.	Original No.	Model No.	GPM	PSI	BHP	RPM	Shaft Dia	Weight (lbs)
8.702-504.0	101730	XTA2G15E	2.1	1500	2.0	1750	5/8"	9
8.702-550.0	101801	XTV2G15EBA-F8	2.1	1500	2.0	3400	5/8"	10
8.702-551.0	101803	XTV3G16E-F8	3.0	1600	3.0	3400	5/8"	10
8.702-508.0	101737	XTV3G20E-F8	3.0	2000	4.0	3400	5/8"	11
8.702-500.0	101717	XTV3G22E-F8	3.0	2200	4.5	3400	5/8"	11
8.702-515.0	101756	XTA3G22E-F8	3.0	2200	4.5	1750	5/8"	11
8.702-514.0	101755	XTA3G16EBA-F8	3.0	1600	3.0	1750	5/8"	10
8.702-591.0	101871	RKA4G20E-F17	4.0	2000	5.0	1750	1-1/8"	21
8.702-592.0	101872	RKA4G30E-F17	4.0	3000	7.5	1750	1-1/8"	21

AR Pump Repair Kit Selection Chart

Use the following chart to find AR Repair Kits by pump model number. See next page for AR kit pricing. We also stock a broad selection of non-kit AR repair parts.



Pump Model	Water Seals	Check Valves	Oil Seals	Piston Kit	Piston Guide	Support Rings	Hot Kit
XJV	AR002798	AR001864	AR002797	AR002796	AR1980180 ea	AR1980190 ea	NA
XJW	AR002800	AR001864	AR002797	AR002796	AR1980180 ea	AR1980190 ea	NA
XT-15MM	AR001866	AR001864	AR001872-N ver	AR002628	AR1260151 ea	AR1520120 ea	AR002029-V AR002725-H/D
XT-18MM	AR001874	AR001864	AR001872-N ver	AR002629	AR1260450 ea	AR1320340 ea	AR002030-V AR002726-H/D
XTA-15MM	AR001866	AR001864	AR001860-E ver	AR002628	AR1260151 ea	AR1520120 ea	AR002029-V
XTA-18MM	AR001874	AR001864	AR001860-E ver	AR002629	AR1260450 ea	AR1320340 ea	AR002030-V
XTV	AR001866	AR001864	AR001860-D, E ver AR001872-N ver	AR002628	AR1260151 ea	AR1520120 ea	AR002029-V AR002725-H/D
XM-15MM	AR002741	AR001864	AR002786-N ver	AR002544	AR1780090 ea F	AR002740 AR1780100 ea R	AR002776
XM-18MM	AR002747	AR001864	AR002786-N ver	AR002545	AR1780110 ea F	AR002745 AR1780120 ea R	AR002777
XMA-15MM	AR002741	AR001864	AR002786-N ver	AR002544	AR1780090 ea F	AR002740 AR1780100 ea R	AR002776
XMA-18MM	AR002747	AR001864	AR002786-N ver	AR002545 AR002787-E ver	AR1780110 ea F	AR002745 AR1780120 ea R	AR002777
XMV	AR002741	AR001864	AR002786-N ver	AR002544 AR002787-D ver	AR1780090 ea F	AR002740 AR1780100 ea R	AR002776
XRC-18MM	AR001857	AR001828	AR001855- N ver	AR002546	AR1380090 ea	AR001829	AR002809
XRC-20MM	AR001887	AR001828	AR001855- N ver	AR002547	AR1380150 ea	AR001815	AR002810
XRCA-18MM	AR001857	AR001828	AR001855- N ver	AR002546 AR001856-E ver	AR1380090 ea	AR001829	AR002809
XRCA-20MM	AR001887	AR001828	AR001855- N ver	AR002547 AR001856-E ver	AR1380150 ea	AR001815	AR002810
XRCV	AR001857	AR001828	AR001856-D, E ver	AR002546	AR1380090 ea	AR001829	AR002809
RK-18MM	AR001857	AR002864	AR001855-N ver	AR002546	AR1380090 ea	AR001829	AR002809
RK-20MM	AR001887	AR002864	AR001855-N ver	AR002547	AR1380150 ea	AR001815	AR002810
RKA-18MM	AR001857	AR002864	AR001855-N ver	AR002546	AR1380090 ea	AR001829	AR002809
RKA-20MM	AR001887	AR002864	AR001855-N ver	AR002547	AR1380150 ea	AR001815	AR002810
RKV	AR001857	AR001828	AR001856	AR002546	AR1380090 ea	AR001829	AR002809
XW-20MM	AR002782	AR002780	AR002781	AR002650	AR002784	NA	AR002778
XW-22MM	AR002783	AR002780	AR002781	AR001891	AR002785	NA	AR002779
XWA-20MM	AR002782	AR002780	AR002781	AR002650	AR002784	NA	AR002778
XWA-22MM	AR002783	AR002780	AR002781	AR001891	AR002785	NA	AR002779
SXW-18MM	AR002874	AR002871	AR002873	AR002548	AR002875	NA	NA

AR Pump Kits



Original Factory Direct Repair Kits. See previous page for kit selection chart. Don't see what you're looking for? Give us a call. We stock a broad selection of AR replacement parts AR piston kits contain all that you need to repair broken pistons. O-rings, washers, nuts, plungers...YOU GET IT ALL!



Part No.	Original No.	Kit Description
8.720-573.0	AR001804	Packing
8.720-574.0	AR001805	Packing, 20mm
8.740-118.0	AR001806	Pump
8.720-575.0	AR001815	Piston
8.720-578.0	AR001825	Valve Kit
8.720-579.0	AR001826	Piston Bolt
8.720-581.0	AR001828	Valve
8.720-582.0	AR001829	Ring, Support XRA/XRV*
8.720-583.0	AR001830	Repair, AR 2882 O-Rings Only
8.720-585.0	AR001842	Piston, XRA/XRV*
8.720-586.0	AR001843	Piston, XRA, XR
8.720-592.0	AR001855	Oil Seal, XRA*
8.720-593.0	AR001856	Oil Seal, XRV
8.720-594.0	AR001857	Packing XRA/XRV*
8.720-596.0	AR001860	Seal, Oil, XTV*
8.720-597.0	AR001864	Valve Kit
8.720-598.0	AR001865	Oil Seal
8.720-599.0	AR001866	Water Seals
8.720-601.0	AR001869	Repair Unloader
8.720-602.0	AR001872	Oil Seal
8.720-603.0	AR001873	Oil Seal Kit Cmplt
8.720-604.0	AR001874	Packing

*Series

Part No.	Original No.	Kit Description
8.720-606.0	AR001887	Water Seals
8.720-611.0	AR002031	Viton Seal, XRA
8.720-612.0	AR002043	Oil Seal
8.720-613.0	AR002044	Seal
8.720-632.0	AR002544	Piston, XM*
8.720-633.0	AR002546	Piston XRCA/XRCV
8.720-643.0	AR002624	Seal
8.720-644.0	AR002628	AR Piston #2628
8.720-649.0	AR002697	Repair, Combi-Set
8.720-651.0	AR002740	Support Ring, XM*
8.720-652.0	AR002741	Water Seal, XM*
8.720-655.0	AR002747	Packing XMA* 18MM
8.720-658.0	AR002776	Hot/Dry Cup
8.720-661.0	AR002780	Valve XWA8G30N-SX
8.720-662.0	AR002781	Seal XWA8G30N-SX
8.720-663.0	AR002782	Piston Seal, XWA8G30N-SX
8.720-665.0	AR002784	Piston Guide, XWA8G30N-SX
8.720-667.0	AR002786	Oil Seals XMA35G25N
8.720-668.0	AR002787	Oil Seals
8.720-684.0	AR002864	Valve Kit, RK*

*Series

Comet Pumps & Pump Kits



For use in homeowner or light commercial duty pressure Washer.



- One piece bronze connection rods
- Built in unloader
- Increased surface area for lower operating temperatures
- Ultra high pressure head

Part No.	Original No.	Model No.	GPM	PSI	RPM	Shaft Dia
8.702-576.0	101850	AXD 3020 G	2.75	2000	3400	3/4"
8.715-286.0	830160	AXD 2427 G	2.5	2700	3400	3/4"

Comet kits and parts are available for any Comet model. Call with model number for quick and accurate service.



Part No.	Original No.	Model No.
8.721-902.0	CT0202002000	Piston 15MM FWD
8.721-903.0	CT0202002200	Piston 18MM FWD
8.721-977.0	CT5019003500	Seal Kit LWD HP
8.721-979.0	CT5019003800	Packing Kit FWS / FWD
8.721-985.0	CT5019004500	Seal Kit Oil LW Series Hollow
8.721-986.0	CT5019006400	Seal Kit ZWD4030G
8.721-987.0	CT5019006500	Seal Kit Hollow Shaft Pumps
8.721-988.0	CT5019007700	Seal Kit AXD3020
8.721-996.0	CT5025001100	Valve Kit ZWD / FWS / FWD / HW / FW / LW

Legacy Pump



Part No.	Shaft	GPM	PSI	RPM
9.120-032.0	3/4"	2.5	2700	3400X

*NOTE: Can be used to replace Comet pumps listed above

PUMP ACCESSORIES

Ceramic Plungers



Precision ground, high polish, solid ceramic plungers, designed for long life even under constant use.

Part No.	Original No.	General Pump Part No.	Size
8.703-185.0	104798	51040109	18mm
8.703-187.0	104800	52040009	15mm, EZ Series
8.703-188.0	104801	46040009	For W50 Pump
8.703-189.0	104802	76040056	30mm
8.703-190.0	104803	47040409	20mm
8.703-191.0	104804	44040109	18mm, EZ Series
8.703-192.0	104805	47040509	22mm
8.900-575.0	104806	51040166	18mm, TP Series
8.703-193.0	104807	47040609	24mm Solid, Ceramic
8.703-194.0	104808	47040856	16mm, 47 Series
8.703-195.0	104809	50040409	20mm, T Series 49
8.703-196.0	104810	61040056	20mm, 76 & 77 Series
8.703-197.0	104811	69040009	36mm
8.703-198.0	104812	44040266	13mm, EZ Series
8.703-199.0	104813	69040109	30mm
8.703-200.0	104815	76040209	45mm
8.703-767.0	107921	66040109	22mm, TSF2221
8.703-768.0	107923	66040409	24mm

Packing & Seal Kits

UPC, General Pump and Interpump Replacement Kits



Time-tested Quality Parts Meet or Exceed Factory Specifications

Part No.	Original No.	Description
8.900-438.0	103001X	Kit 1, Check Valve
8.900-440.0	103002X	Kit 2, Oil Seal
8.900-441.0	103003X	Kit 3, Crankshaft Oil Seal
8.900-442.0	103008LPX	Kit 8, New Style packing Kit
8.900-443.0	103008X*	Kit 8, V-Packing
8.900-444.0	103009X*	Kit 9, Intermed Packing
8.900-447.0	103012X*	Kit 12, V-Packing
8.900-456.0	103019X*	Kit 19, V-Packing
8.900-463.0	103023X	Kit 23, Crankcase Oil Seal
8.900-464.0	103024X	Kit 24, Crankcase Oil Seal
8.900-466.0	103027X*	Kit 27, Plunger Repair
8.900-468.0	103028X*	Kit 28, Plunger Repair
8.900-471.0	103029X*	Kit 29, Plunger Repair
8.900-476.0	103037X	Kit 37, Oil Seal
8.900-485.0	103083X	Kit 83, Oil Seal
8.900-488.0	103087X	Kit 87, V-Packing
8.900-492.0	103097X	Kit 97, Packing

*These are old style kits to replace components in Interpump/General pumps with two brown Buna-V packings; (pumps built before the change was made to restop ring and black low-pressure seals.)

Piston Pumps



8.702-156.0

- Cast iron body
- Stainless steel check valves
- Complete with base or torque arm
- Buna cups
- 140° max temp except 5321
- 180° max temp. 5321
- 1/2 NPT Ports

Part No.	Original No.	Hypro	GPM	PSI	RPM	Each
Solid Shaft						
8.702-155.0	100314	5315	1.5	500	1750	
8.702-158.0	100319	5320	2.0	500	1750	
8.702-161.0	100322	5321	2.2	1000	1750	
8.702-163.0	100325	5324	2.9	800	1750	
8.702-167.0	100331	5330	3	500	1750	
Hollow Shaft						
8.702-156.0	100315	5315	1.5	500	1750	
8.702-157.0	100316*	5315	1.5	500	1750	
8.702-159.0	100320	5320	2.0	500	1750	
8.702-160.0	100321	5321	2.2	1000	1750	
8.702-162.0	100324	5324	2.9	800	1750	
8.702-164.0	100326	5325	2.5	500	1750	
8.702-166.0	100330	5330	3.0	500	1750	
8.702-146.0	100301	Injector Head 5320/5330 Pump				
8.702-152.0	100306	Injector Head 5321/5324 Pump				

*100316 Has Teflon Seals

Pump Parts & Tools



For 5300 series pump.



Piston Repair Kit



Valve Seat Tools



Valve Cage Tools

- A necessity for working on 5300 series pumps
- Rugged construction

Part No.	Original No.	Description
8.722-629.0	H34300010	Piston Repair Kit (Model 5320 pump)
8.722-634.0	H34300144	Piston Repair Kit (Model 5321 pump)
8.722-641.0	H34300197	Check Valve Kit (All 5300 Pumps)
8.712-510.0	449052	Valve Cage Tool
8.712-512.0	449071	Valve Seat Tool

NOTE: Piston Repair Kits have Buna seal

Jetter Pulse Valves



Replaces valve cap to create pulsation action, to move nozzle in pipe cleaning applications.



Part No.	Original No.	Description
8.712-248.0	410316	For EZ Pumps
8.712-249.0	410317	For 47 Series Pumps
8.712-250.0	410318	For TT Pumps

Accumulator by Interpump



Pulse Dampener.



- 3/4" MPT connector
- 10 GPM max flow
- 1350 PSI max pressure
- Weight 1 lb

Part No.	Original No.	Description
8.711-148.0	381110	Accumulator

Accumulator - Pulse Dampener



- Max Temp - 180°F
- Precharge Pressure 580 PSI

Part No.	Original No.	Working PSI	Capacity	Inlet
8.711-145.0	381102	3100	21.4 CU"	1/2" F
8.711-146.0	381103	3100	6.1 CU"	3/8" F
8.711-147.0	381104	4400	2.5 CU"	3/8" F

Packing Extractor

Virtually Unbreakable Sockets will pull Packings from Interpump, General and other brand pumps.

Easy to Use: Slide-Hammer (shown below) attaches to Slotted Socket—which expands inside the Packing Gland. The Slide Hammer then pops the Packing Gland Brass out of the Head to facilitate easy seal repairs without damage to Brass Support Rings.



Part No.	Original No.	Description
Slide Hammer		
8.712-513.0	449299	Hammer Only
Sockets for Regular Slide Hammer		
8.712-516.0	449302	18mm Socket
8.712-515.0	449301	15mm Socket
8.712-517.0	449303	20mm Socket
8.712-518.0	449304	22mm Socket
8.712-520.0	449307	25mm Socket
Large Slide Hammer		
8.712-521.0	449309	Large Slide Hammer
Sockets for Large Slide Hammer		
8.712-523.0	449311	30mm Socket
8.712-524.0	449312	38mm Socket
8.712-525.0	449313	45mm Socket

Interpump Packing Extractor Tool



Expansion Tool inserts into Packing Gland to remove lodged Packing Components.



Part No.	Original No.	Description
8.712-522.0	449310	Extractor (only)
Expansion Sockets for Extractor Above		
8.712-526.0	449315	15mm (Ref Kit 86 & 97)
8.712-528.0	449320	20mm (Ref Kit 8 & 19)
8.712-529.0	449322	22mm (Ref Kit 12)
8.712-530.0	449324	24mm (Ref Kit 16)

NOTE: 15mm Expansion Sockets also fit Admiral Pump W-Series pumps.

O-Ring Tool

Indispensable for Pump Repair. Excellent for removing O-rings, seals, etc.

- 6" long dental pick
- Knurled handle
- Stainless steel
- Double-end



Part No.	Original No.	Description
8.707-467.0	249737	Dental Pick
9.802-568.0	959260	Pliers, Seal Extractor

V-Packing Insertion Tool Kit

Contains Inserting Tools for installing 20mm, 22mm and 24mm V-Packings in the Packing Gland. Prevents damaged sealing surfaces.



Part No.	Original No.	Description
8.712-519.0	449305	V-Packing Kit

Pump Oil



Formulated to meet the factory specifications for Legacy Admiral, Interpumps, General Pumps and other high pressure pumps.

Part No.	Original No.	Description
8.901-077.0	112055	Pump Oil (quart)
8.901-080.0	112075	Case Lot (qty 12)

Pump Lube



- A premium quality lubricating oil fortified with additives to reduce friction, foaming & corrosion
- Excellent for use in CAT PUMPS and other fine precision machinery

Part No.	Original No.	Description
8.901-078.0	112056	Pump Lube (quart)
8.901-081.0	112076	Case Lot (qty 12)

"Inter-Lube-Red" Gear Lube



Inter-Lube Red Gear Lube is a multi-viscosity SAE 80W 90 lubricant with anti-friction, anti-foaming and corrosion inhibitor additives. Use in Admiral Geared Speed Reducers and Interpump/General RS99, RS151, PTO as well as other High Speed Gear Boxes.

Part No.	Original No.	Description
8.901-076.0	112052X	Interlube (quart)
8.901-079.0	112072X	Case Lot (qty 12)

Complete Pump Extraction Kit



- 13mm - 24mm in a carrying case
- Slide hammer
- 13mm, 15mm, 18mm, 20mm, 22mm and 24mm sockets

Part No.	Description
8.723-619.0	Complete Extraction Kit

PUMP ACCESSORIES

Geared Reduction



Specifically designed for Legacy and Admiral pumps



- Engine-to-Pump drive units
- 2.1 to 1 reduction ratio (3675 Eng. RPM=1750 Pump RPM)
- Engine shaft size = 1" or 1-1/8"
- Pump shaft size = 24mm or 30mm

Part No.	Original No.	Description
8.710-332.0	349120	24mm Pump x 1" Engine
8.710-333.0	349121	30mm Pump x 1" Engine
8.710-334.0	349122	30mm Pump x 1-1/8" Engine

Geared Reduction



Fits: Admiral - Interpump - AR - Comet - Udor - Hawk



- Engine-to-Pump drive units
- 2.18 to 1 reducer
- For 11-18 HP Gasoline Engine
- For pumps with a 24mm shaft

Part No.	Original No.	Description
8.710-335.0	349130	1" Engine Shaft
8.710-336.0	349131	1-1/8" Engine Shaft

PTO Geared Multiplier



- 1 to 1.9 speed multiplier
- 1-3/8" splined shaft (same shaft as standard tractor PTO)
- 540 RPM PTO speed multiplied to 1026 RPM at pump shaft
- For pumps with a 24mm shaft

Part No.	Original No.	Description
8.710-319.0	349005	Gear Multiplier

Anti-Seize Compound

Recommended for All Metal to Metal Power Drive Assemblies – Facilitates Removal After Use.



- Copper - Graphite or Nickel
- Copper - Graphite High torque for high temperature to 1800°F
- Nickel continues to work up to 2400°F
- Stops rust, galling & seizure on pulley/shaft or gear/shaft interfaces

Part No.	Original No.	Description
8.704-638.0	112299	Blister Pack (1 appl) copper - graphite
8.704-641.0	112305	8 oz Brush Top Can - nickel

Geared Reduction for Legacy HD Pumps



Part No.	Engine Shaft	Pump Shaft	Weight	Gear Ratio	Engine Power
B5					
8.749-922.0	3/4 in.	24 mm	74.1 oz.	2.3:1	6.5 HP
B10					
8.749-923.0	1 in.	24 mm	193.3 oz.	2.176:1	7-10 HP
B18					
8.715-342.0	1 in.	24 mm	139.3 oz.	2.176:1	11-18 HP
8.749-924.0	1-1/8 in.	24 mm	139.3 oz.	2.176:1	11-18 HP
8.749-925.0	0.984 in.	24 mm	139.3 oz.	2.176:1	11-18 HP
8.715-344.0	1 in.	25 mm	139.3 oz.	2.176:1	11-18 HP
B18H					
8.749-926.0	1 in.	24 mm	155.2 oz.	2.176:1	11-18 HP

Geared Reduction Units Interpump / General



For use with 1450 RPM Interpump, General Pumps and Admiral A-W99

RS99 – 2.4:1 Gear Reduction (3480 Eng. RPM = 1450 RPM Pump)
For 3-5 HP Briggs, Honda-Tecumseh-Kohler with 3/4" shaft

RS151 – 2.2:1 Gear Reduction (3190 eng. RPM = 1450 RPM pump)
For 7-18 HP Briggs, Honda engines with 1" or 1-1/8" shaft (must specify)
Use with the appropriate size: "WS" series Interpump, "TS" series General pump



8.710-321.0

- Eliminates belts, pulleys & belt guards
- Engine-to-Pump drive units
- Improve efficiency

Part No.	Original No.	Engine Shaft
RS-99		
8.710-321.0	349009	3/4"
RS-151		
8.710-322.0	349011	1"
8.710-324.0	349013	1-1/8"



8.710-322.0

Flanges

Direct Attachment of Interpump/General Pumps to NEMA Standard C-Face Motors.



Part No.	Orig No.	NEMA Frame	Pump Frame Size
8.709-613.0	336020	56/145TC	W973
8.709-615.0	336024	184TC	W995
8.709-616.0	336025	215TC	W913
8.709-870.0	339120	8-13 HP(G)	WW161

Flex Couplers

24mm Pump Shaft Couplers. Direct Drive Flex Coupling
24mm Interpump/General & Admiral XLS Series Pumps to NEMA Standard Motor Shafts.



Part No.	Orig No.	NEMA Frame	Drive Shaft
2-Piece Coupler			
8.709-617.0	336028	56 A	5/8"
8.709-619.0	336030	145 T	7/8"
8.709-621.0	336032	184 T	1-1/8"
8.709-624.0	336036	215 T	1-3/8"
8.709-869.0	339112A	Gas (Aluminum)	1"
8.701-262.0	080320	Rubber Bumper - Replacement	

Pump Technical Information

Correct Pump Installation is essential for optimum performance.

It is recommended that the pump flow capacity be oversized for the actual flow required. For optimum running of the system the water circulated through the regulating valve should not exceed 10 - 15% of the pump flow. Recirculating too much water can generate heat in the supply tank increasing the cavitation risk.

Frequently Asked Questions

Question: How much should you reduce the pump RPM to achieve a lower flow capacity?

Answer: Required R.P. M. = Expected capacity X $\frac{\text{Max R.P. M. allowed}}{\text{Max allowed capacity}}$

Question: What diameter of pulley must I use to achieve the correct pump RPM?

Answer: External diameter of the engine / motor pulley = External diameter of the pump pulley X $\frac{\text{R.P. M. pump}}{\text{R.P.M. motor/engine}}$

Question: What if I cannot change the engine / motor pulley?

Answer: External diameter of the pump pulley = External diameter engine / motor pulley X $\frac{\text{R.P. M. engine / motor}}{\text{Pump R.P.M.}}$

Question: If the engine / motor is running at a lower RPM than the maximum pump RPM allowed, what will be the pump flow capacity?

Answer: Attainable maximum capacity = Engine / Motor R.P.M. X $\frac{\text{Max. capacity indicated on the label}}{\text{Max R.P.M. indicated on the label}}$

Question: What is the approximate power required to achieve the max. performances allowed?

Answer: Required electric motor HP $\frac{\text{PSI} \times \text{GPM}}{1460}$ = Electric Motor HP
Required gas engine HP $\frac{\text{PSI} \times \text{GPM}}{1460}$ X 1.30 = Gas Engine HP

Conditions to prevent pump cavitation: Minimum difference in height HZ (pos/neg) between pump and water level.

The minimum inlet pressure value of the pump is limited by the cavitation phenomenon. Cavitation is the forming of vapor bubbles when the local pressure is below the vapor pressure of the liquid. Bubbles flow together with the liquid and when they reach a higher pressure area, they collide, generating abnormal stresses that are extremely dangerous to the pump components. To avoid the risk of cavitation, it is necessary that the pump installation is correct.