

DEWALT®



GUARANTEED TOUGH.®

CORDESS POWER TOOLS

12V & 20V MAX [™] Chargers	21
12V MAX [™] Combo Kits	20
18V Combo Kits	18
20V MAX [™] Combo Kits	17
36V Combo Kits	17
Adhesive Dispensers	14
Band Saws	14
Batteries & Chargers	21
Bi-Metal Cordless Bandsaw Blades	14
Charger/Radio	20
Circular Saws	11
Concrete Vibrator	12
Cut-Off Tools	14
Cut-Out Tool	13
Drill/Drivers	5
Flashlights	15
Floodlights	15
Hammer Drills	4
High Torque Wrenches	9
Impact Drivers & Wrenches	7
Instruments	15
Jig Saws	11
Nailers	13
Reciprocating Saws	12
Right Angle Drills	9
Rotary Lasers	16
Screwdrivers	9
SDS Rotary Hammers	10
Shears	13
Vacuums	16
Work Lights	15

CORDED POWER TOOLS

Angle Grinders - Small, Medium & Large	35-36
Band Saws	37
Biscuits	41
Chipping Hammers	32
Chop Saws	37
Circular Saws	24
Compressors - Air Hoses	40
Compressors - Combo Kits	39
Compressors - Hand Carry - Electric	39
Compressors - Wheeled Portable - Electric	40
Cordless SDS Rotary Hammers	30
Cut-Off Machines	37
Demolition Hammers	32
Die Grinders	36
Drills - Electronic Clutch & Specialty (1/2")	29
Drills - VSR (1/4", 3/8" & 1/2")	29
Drill - VSR Right Angle (3/8")	28
Dust Extraction for Grinders	33
Dust Extraction for Large Rotary Hammers & SDS Rotary Hammers	33
Dust Extractor Attachments & Connectors	34
Dust Extractor Vacuums	34
Grinder Accessories	36
Grinders - Bench & Straight	36
Hammerdrills	30
Hand Planers	43
Handheld Tile Saw	25
Heat Guns	43
High Performance Angle Grinders - Small (Body Grip & Trigger Grip)	35
Impact Wrenches	28
Jig Saws	24
Laminant Trimmers	41
Miter Saw Stands	26
Miter Saws	26
Multi-Cutter [®] Saw	37
Nailer - Coil Framing & Palm	39
Nailers - Finish/Brad, Framing, Roofing and Finish & Framing	38
Nibblers	37
Optical Instruments	40
Pavement Breaker	32
Plate Joiner & Plate Joiner Blade	41
Polishers	36
Random Orbital Sanders	41
Reciprocating Saws	24
Routers & Router Accessories	42
Sanding Pads	41
Screwdrivers	27
Scroll Saws	24
SDS MAX Rotary Hammers	31
SDS Rotary Hammers	30
Shears	37
Spline Rotary Hammers	31
Staplers	38
Table Saws	25
Thickness Planers	43
Tile Saws	25
Track Saws	25

HAND TOOLS

Clamps - Bar Clamps (Small, Medium & Large)	95-96
Clamps - Bar Clamps (Rapid Return)	96
Cutting Tools - 5-in-1 Hacksaw	94
Cutting Tools - Blades	94
Cutting Tools - Flush Cut Saw	95
Cutting Tools - Folding Jab Saw	94
Cutting Tools - Folding Retractable Knife	94
Cutting Tools - Multi-Purpose Saw	95
Cutting Tools - Panel Saw	95
Cutting Tools - Retractable Knife & Snap Off Knives	94
Cutting Tools - Standard Jab Saw	95
Hammers & Pry Bars - Hickory Handle Framing Hammers	96
Hammers & Pry Bars - Mig Weld Hammer	96
Hammers & Pry Bars - Nail Set	97
Hammers & Pry Bars - Spring Steel Flat Bars	97
Hammers & Pry Bars - Wrecking Bars	97
Hex Keys (Folding Locking)	99
Hex Keys (Ratcheting T Handle)	99
Marking & Layout - Chalk	91
Marking & Layout - Chalk Reels/Kits	91
Marking & Layout - Levels	91
Measuring Tools - Long Tapes (Closed Case & Open Reel)	90
Measuring Tools - Short Tapes (1-1/4" & 1-1/8")	90
Measuring Tools - Steel Long Tapes (Auto Rewind)	90
Pliers & Snips - Aviation Snips & Tin Snips	98
Pliers & Snips - Crimping Pliers & Compound Action Pliers	98
Pliers & Snips - Fencing Pliers & Pushlock Pliers	97
Pliers & Snips - Rebar Plier	98
Screwdriver & Screwdriver Sets - Demo Drivers	92
Screwdriver & Screwdriver Sets - Ratcheting Screwdrivers	92
Screwdriver & Screwdriver Sets - Screwdriver Sets	93
Screwdriver & Screwdriver Sets - Vinyl Grip Insulated Screwdrivers	93
Screwdriver & Screwdriver Sets - Vinyl Grip Screwdrivers	92
Staplers & Staples - Heavy Duty Contractor Pack Staples	93
Staplers & Staples - Heavy Duty Hammer Tacker	93
Staplers & Staples - Heavy Duty Staple & Brad Tacker	93
Wood Chisel & Side Strike Chisel	96
Wrenches	99

ACCESSORIES

Adapter - Backing Flange & Spindle	66
Bandsaw Blades - Bi-Metal Portable	87
Belts - Aluminum Oxide (High Performance)	59
Belts - Surface Finishing, Non-Woven (High Performance)	59
Belts - Zirconia (Extended Performance)	59
Cartridge Roll Mandrels	66
Cartridge Rolls - Aluminum Oxide (High Performance)	59
Concrete & Masonry Drilling - Chisels & Demolition Steel	75
Concrete & Masonry Drilling - One Piece Carbide Core Bits	74
Concrete & Masonry Drilling - Premium Demolition Steel	75
Concrete & Masonry Drilling - Shank Adapters	74
Concrete & Masonry Drilling - Two Piece Carbide Core Bits	75
Construction Saw Blades - Cordless	67
Construction Saw Blades - Large Diameter & Combo Packs	67
Construction Saw Blades - Portable	67
Cut Out Tool Accessories	80
Diamonds - Cup Grinding Wheels (Extended Performance)	62
Diamonds - Metal Cutting	62
Diamonds - Segmented Blades (Extended Performance & High Performance)	62
Diamonds - Tile Blades (Extended Performances & High Performances)	63
Diamonds - Tuck Pointing (Extended Performance)	62
Diamonds - Turbo Blades (Extended Performances & High Performances)	63
Fastening - 1" Bit Tips	82
Fastening - Bit Tip Holders	81
Fastening - Bit Tip Holders (Magnetic)	83
Fastening - Double Ended Bits	83
Fastening - Magnetic Drive Guides & Magnetic Drive Guide Set	83
Fastening - Magnetic Tough Case [®] Containers	84
Fastening - Nut Drivers	81
Fastening - Nut Drivers (Magnetic)	83
Fastening - Pivoting Nut Drivers	81
Fastening - Power Bits	83
Fastening - Screw Setters	84
Fastening - Sets	82
Fastening - Socket Adapters	81
Fastening - Sockets & Socket Sets	82
Fastening - Specialty Bit Packs	84
Fastening - Tips & Power Bits	81
Fastening - Tough Case [®] Screwdriving Sets	84
Fiber Disc Backing Pads	66
Fiber Discs - Aluminum Oxide (High Performance)	55
Fiber Discs - XP3 [™] Ceramic	54
Fiber Discs - Zirconia Cool Cut (Extended Performance)	54
Flap Wheels - (High Performance)	56
Flap Wheels - Angle Grinder (High Performance)	56
Flap Wheels - Finishing (High Performance)	56
Hand Pad Handle	66
Hole Saws - Bi-Metal	87
Hole Saws - Mandrels & Sets	87
Hook & Loop Backing Pads - Disc	66

Jig Saw Blades - T-Shank & T-Shank Sets	88
Jig Saw Blades - U-Shank & U-Shank Sets	88
Mandrels - Quick Change	66
Metal Cutting Saw Blades - Ferrous Metals	68
Multi-Material Drill Bits	71
Non-Woven Discs, Flap Discs & Hand Pads	61
Paper Discs - 5" & 6" Hook & Loop Random Orbit Discs	60
Polishing Pads	64
Power Strip Discs	61
Precision Saw Blades - PrecisionFraming [™]	68
Precision Saw Blades - PrecisionTrim [™]	68
Quick Change - Drill Drive Sets	84
Quick Change - Rapid Load [®] Holder & Quick Change Accessories	85
Quick Change - Rapid Load [®] Sets	85
Quick Change Discs - Aluminum Oxide (Extended Performance)	58
Quick Change Discs - Surface Finishing, Non-Woven (High Performance)	58
Quick Change Discs - XP3 [™] Ceramic	57
Quick Change Discs - Zirconia (Extended Performance)	57
Quick Change Discs - Zirconia Cool Cut (Extended Performance)	57
Quick Lock Fiber Disc Backing Pads	66
Reciprocating Saw Blades - Demolition, Miscellaneous & Multi-Material	86
Reciprocating Saw Blades - Metal Cutting & Premium Metal	86
Reciprocating Saw Blades - Sets	85
Reciprocating Saw Blades - Wood Cutting	85
Rock Carbide [®] Drill Bits - 4 Cutter SDS Plus Bits	72
Rock Carbide [®] Drill Bits - Dust Collector & Depth Setter	73
Rock Carbide [®] Drill Bits - Percussion Bits & Percussion Sets	71
Rock Carbide [®] Drill Bits - Pin Anchor Drive System	73
Rock Carbide [®] Drill Bits - SDS Max Bits	73
Rock Carbide [®] Drill Bits - SDS Plus Hex Shank Bits	73
Rock Carbide [®] Drill Bits - Solid Rock Carbide [®] SDS Plus	72
Rock Carbide [®] Drill Bits - Spline Bits	74
Rock Carbide [®] Drill Bits - SDS Plus Bits	72
Rolls - Paper Rolls Aluminum Oxide	60
Sheets - Waterproof Sheets Silicon Carbide	61
Shop Rolls - Aluminum Oxide (Extended Performance)	60
Shop Rolls - Aluminum Oxide (High Performance)	60
Steel Circular Blades	71
Type 1 Bonded Abrasives - Cutting Wheels	47
Type 1 Bonded Abrasives - Cutting Wheels (Extended Performance)	46
Type 1 Bonded Abrasives - Cutting Wheels (High Performance)	47
Type 1 Bonded Abrasives - High Speed Wheels	48
Type 1 Bonded Abrasives - High Speed Wheels (High Performance)	47
Type 1 Bonded Abrasives - Small Diameter Cutting Wheels (High Performance)	46
Type 11 Bonded Abrasives - Cup Wheels	52
Type 27 Bonded Abrasives - Cutting Wheels (Extended Performance)	48
Type 27 Bonded Abrasives - Cutting Wheels (High Performance)	49
Type 27 Bonded Abrasives - Grinding Wheels (High Performance)	52
Type 27 Bonded Abrasives - Masonry Cutting & Grinding Wheels	51
Type 27 Bonded Abrasives - Masonry Grinding	51
Type 27 Bonded Abrasives - Metal Cutting & Grinding	50
Type 27 Bonded Abrasives - Stainless Cutting & Grinding Wheels	51
Type 27 Flap Discs - (Extended Performance & High Performance)	53
Type 27 Flap Discs - Wearable Backing (Extended Performance)	52
Type 28 Bonded Abrasives - Grinding Wheels	52
Type 29 Flap Discs & Flap Discs - (High Performance)	54
Wire Bench Grinder Brushes (High Performance)	65
Wire Cup Brushes (Extended Performance)	64
Wire End Brushes (High Performance & Extended Performance)	65
Wire Scratch Brushes	65
Wire Wheels - Small (High Performance)	64
Wire Wheels (Extended Performance & High Performance)	64
Wood & Metal Drilling - Bell Hanger Bit	80
Wood & Metal Drilling - Black Oxide & Black Oxide Sets	76
Wood & Metal Drilling - Brad Point & Brad Point Set	81
Wood & Metal Drilling - Cobalt Metal Drilling	78
Wood & Metal Drilling - Cobalt Pilot Point [®] & Cobalt Pilot Point [®] Sets	78
Wood & Metal Drilling - Gold Ferrous Pilot Point [®] & Sets	77
Wood & Metal Drilling - Heavy-Duty Self Feed Bits & Sets	80
Wood & Metal Drilling - Heavy-Duty Spade Bits & Heavy-Duty Spade Bit Set	80
Wood & Metal Drilling - Impact Ready [®] Drilling	76
Wood & Metal Drilling - Impact Ready [®] Sets	76
Wood & Metal Drilling - Power Ship Auger Bits & Power Ship Auger Bit Set	80
Wood & Metal Drilling - Step Drill Bits	79
Wood & Metal Drilling - Titanium Speed Tip & Titanium Speed Tip Sets	77
Woodworking Blades - Combination	70
Woodworking Blades - Dado	69
Woodworking Blades - Fine Cross-Cuts	69
Woodworking Blades - General Purpose	69
Woodworking Blades - Rippling	69
Woodworking Blades - Specialty Applications	70
Woodworking Blades - Ultra-Fine Finish	70

STORAGE

Adjustable Leg Saw Horse	100
Mobile Work Station	100
One Touch Box	100
Tote with Power Tool Case	100
Tote with Removable Organizer	100
Tough System	99
Water Seal Tool Box	100

20v MAX*

SPEED

UP TO
57%
FASTER†

LIGHTWEIGHT

UP TO
38%
LIGHTER
WEIGHT†

RUNTIME

UP TO
35%
MORE
RUNTIME
Per Charge†



* With respect to the 20V MAX*: Maximum initial battery voltage (measured without a workload) is 20 volts. Nominal voltage is 18.
† Speed and runtime claims are versus other leading 18 volt lithium ion tools. Weight claim is versus DC9096.

12v MAX*



COMPACT, LIGHTWEIGHT



- Contoured mid-handle design
- Ideal balance
- Battery location allows tool to stand on flat surfaces

PERFORMANCE



- Delivers fast speed of application and long run-time
- DCF610S2 Screwdriver sinks 207 2-1/2" drywall screws on a single charge


INNOVATIVE FEATURES



- 3 LED Illumination
- One-handed loading
- Wireless, removable camera screen

* With respect to the 12V MAX*: Maximum initial battery voltage (measured without a workload) is 12 volts. Nominal voltage is 10.8.

18v VOLT



18V BATTERIES WORK WITH ALL YOUR 18V DEWALT TOOLS.

Copyright © 2011 DeWALT. The following are examples of trademarks for one or more DeWALT Power Tools and Accessories: The yellow and black color scheme; the "D" - shaped air intake grill; the array of pyramids on the handgrip; the kit box configuration; and the array of lozenge-shaped humps on the surface of the tool.

HAMMER DRILLS



1/2" (13mm) 36V Cordless Li-Ion Hammerdrill/Drill/Driver Kit



20V MAX* Lithium Ion Premium 3-Speed Hammerdrill Kit (3.0Ah)



1/2" (13mm) 18V Cordless XRP™ Li-Ion Hammerdrill/Drill/Driver Kit



20V MAX* Lithium Ion Compact Hammerdrill Kit (1.5 Ah)

SPECIFICATIONS	DC901KL	DCD985L2	DCD970KL	DCD785C2
Volts	36V	20V MAX*	18V	20V MAX*
Max Power	750 UWO	535 UWO	450 UWO	350 UWO
# of Speed Settings	3	3	3	2
No Load Speed	-	-	-	0-600/0-2,000 rpm
Max RPM	0-400/0-1,200/0-1,600 rpm	0-575/0-1,350/0-2,000 rpm	0-500/0-1,250/0-2,000 rpm	2,000 rpm
Max BPM	0-6,800/0-20,400/0-27,200 bpm	0-9,775/0-22,950/0-34,000 bpm	0-8,500/0-21,250/0-34,000 bpm	0-10,200/0-34,000 bpm
Chuck Size	1/2"	1/2"	1/2"	1/2"
Chuck Type	Metal, self-tightening	Metal, ratcheting	Metal, ratcheting	Metal, ratcheting
Weight	6.75 lbs	5.2 lbs	5.25 lbs	3.5 lbs
Charger/Batteries	1 Hour Charger / (2) 36V Lithium Ion	Fast Charger / (2) 20V MAX* Lithium Ion 3.0Ah	1 Hour NiCd/NiMH/Li-ion charger / (2) 18V XRP™ Lithium Ion	Fast Charger / (2) 20V MAX* Lithium Ion 1.5Ah
Includes	360° side handle	360° side handle	360° side handle	On-board bit tip holder & belt hook



1/2" (13mm) 18V Cordless XRP™ Hammerdrill/Drill/Driver Kit



1/2" (13mm) 18V Cordless XRP™ Hammerdrill/Drill/Driver Kit



1/2" (13mm) 18V XRP™ Hammerdrill/Drill/Driver (Tool Only)



18V 1/2" (13mm) Cordless Compact Hammerdrill Kit

SPECIFICATIONS	DCD959KX/VX**	DCD950KX/VX**	DCD950B	DC725KA
Volts	18V	18V	18V	18V
Max Power	420 UWO	450 UWO	450 UWO	410 UWO
# of Speed Settings	3	3	3	2
Max RPM	0-450/0-1,450/0-2,000 rpm	0-500/0-1,250/0-2,000 rpm	0-500/0-1,250/0-2,000 rpm	0-500/0-1,700 rpm
Max BPM	0-7,650/0-24,650/0-34,000 bpm	0-8,500/0-21,250/0-34,000 bpm	0-8,500/0-21,250/0-34,000 bpm	0-8,500/0-29,000 bpm
Chuck Size	1/2"	1/2"	1/2"	1/2"
Chuck Type	Metal, ratcheting	Metal, ratcheting	Metal, ratcheting	Metal, ratcheting
Weight	6.0 lbs	6.25 lbs	3.9 lbs (tool only)	4.9 lbs
Charger/Batteries	1 Hour Charger / (2) 18V XRP™	1 Hour Charger / (2) 18V XRP™	Sold Separately	1 Hour Charger / (2) 18V
Includes	360° side handle	360° side handle	360° side handle	-

**Vehicle charger



1/2" (13mm) 18V Cordless Compact Li-Ion Hammerdrill Kit



1/2" (13mm) 18V Cordless Compact Hammerdrill (Tool Only)



14.4V 1/2" (13mm) Cordless XRP™ Hammerdrill/Drill/Driver Kit

SPECIFICATIONS	DCD775KL	DCD775B	DCD930KX/VX**
Volts	18V	18V	14.4V
Max Power	350 UWO	350 UWO	325 UWO
# of Speed Settings	2	2	3
Max RPM	0-500/0-1,700 rpm	0-500/0-1,700 rpm	0-425/0-1,200/0-1,800 rpm
Max BPM	0-8,500/0-29,000 bpm	0-8,500/0-29,000 bpm	0-7,225/0-20,400/0-30,600 bpm
Chuck Size	1/2"	1/2"	1/2"
Chuck Type	Metal, ratcheting	Metal, ratcheting	Metal, ratcheting
Weight	4.1 lbs (tool only)	3.1 lbs (tool only)	5.75 lbs
Charger/Batteries	30-Minute Charger / (2) 18V Compact Lithium-Ion	Sold Separately	1 Hour Charger / (2) 14.4V XRP™
Includes	-	-	360° side handle

**Vehicle charger

DRILL/DRIVERS



20V MAX* Lithium Ion Premium 3-Speed Drill/Driver Kit (3.0Ah)



20V MAX* Lithium Ion Compact Drill/Driver Kit (1.5Ah)



18V 1/2" (13mm) Cordless XRP™ Drill/Driver Kit



18V 1/2" (13mm) Cordless XRP™ Drill/Driver Kit

SPECIFICATIONS	DCD980L2	DCD780C2	DCD940KX	DCD960KL
Volts	20V MAX*	20V MAX*	18V	18V
Max Power	535 UWO	350 UWO	450 UWO	450 UWO
# of Speed Settings	3	2	3	3
No Load Speed	—	0-600/0-2,000 rpm	—	—
Max RPM	0-575/0-1,350/0-2,000 rpm	2,000 rpm	0-500/0-1,250/0-2,000 rpm	0-500/0-1,250/0-2,000 rpm
Chuck Size	1/2"	1/2"	1/2"	1/2"
Chuck Type	Metal, ratcheting	Ratcheting	Metal, ratcheting	Metal, ratcheting
Weight	5.2 lbs	3.4 lbs	6.25 lbs	5.25 lbs
Charger/Batteries	1 Hour Charger / (2) 20V MAX* Lithium Ion 3.0Ah	30 Minute Fast Charger / (2) 20V MAX* Lithium Ion 1.5Ah	1 Hour Charger / (2) 18V XRP™	1 Hour NiCd/NiMH/Li-ion Charger / (2) 18V XRP™ Li-ion
Includes	360° side handle	On-board bit tip holder & belt hook	360° side handle	360° side handle



18V 1/2" (13mm) Cordless Compact Li-Ion Drill/Driver Kit



1/2" (13mm) 18V Cordless Compact Drill/Driver (Tool Only)



1/2" (13mm) 18V Cordless Compact Drill/Driver Kit



1/2" (13mm) 14.4V Cordless Drill/Driver Kit

SPECIFICATIONS	DCD760KL	DCD760B	DC720KA	DCD920KX
Volts	18V	18V	18V	14.4V
Max Power	350 UWO	350 UWO	410 UWO	325 UWO
# of Speed Settings	2	2	2	3
Max RPM	0-500/0-1,700 rpm	0-500/0-1,700 rpm	0-500/0-1,700 rpm	0-425/0-1,200/0-1,800 rpm
Chuck Size	1/2"	1/2"	1/2"	1/2"
Chuck Type	Plastic, ratcheting	Plastic, ratcheting	Plastic, ratcheting	Metal, ratcheting
Weight	4.0 lbs	3.0 lbs (tool only)	4.8 lbs	5.75 lbs
Charger/Batteries	30 Minute Charger, (2) 18V Compact Li-Ion	Sold Separately	1 Hour Charger / (2) 18V	1 Hour Charger / (2) 14.4V XRP™



1/2" (13mm) 14.4V Cordless Compact Drill/Driver Kit



12V MAX* 3/8" Drill/Driver Kit



12V 1/2" (13mm) Cordless XRP™ Drill/Driver Kit



12V 1/2" (13mm) Cordless Compact Drill/Driver Kit

SPECIFICATIONS	DC730KA	DCD710S2	DCD910KX	DC742KA/VA*
Volts	14.4V	12V MAX*	12V	12V
Max Power	300 UWO	189 UWO	285 UWO	200 UWO
Max RPM	0-400/0-1,450 rpm	0-400/0-1,500 rpm	0-425/0-1,200/0-1,800 rpm	0-400/0-1,450 rpm
Chuck Size	1/2"	3/8"	1/2"	3/8"
Chuck Type	Plastic, ratcheting	Single sleeve	Metal, ratcheting	Plastic, ratcheting
Weight	4.3 lbs	2.4 lbs	5.25 lbs	3.8 lbs
Charger/Batteries	1 Hour Charger / (2) 14.4V	Fast Charger, (2) 12V MAX* Lithium Ion	1 Hour Charger / (2) 12V XRP™	Fast Charger / (2) 12V
Includes	—	(1) belt hook	—	—



3/8" (10mm) 9.6V Cordless Compact Drill/Driver Kit

SPECIFICATIONS	DC750KA
Volts	9.6V
Max Power	130 UWO
# of Speed Settings	2
Max RPM	0-300/0-1,100 rpm
Chuck Size	3/8"
Chuck Type	Plastic, ratcheting
Weight	3.4 lbs
Charger/Batteries	1 Hour Charger / (2) 9.6V
Includes	—

COMPACT

Short Length of 8.2"
Compact to fit into tight spaces

Single Sleeve 1/2" Chuck
Reduces bit slippage during high torque application

Bright L.E.D. Worklight
Increased productivity in dark areas

18V Battery Pack
Small and lightweight battery for increased comfort



Increased Performance
Delivers maximum power (UWO) during drilling and fastening applications

Improved Handle Design
Delivers increased comfort and provides less user fatigue

WHY DEWALT IMPACT VS. DRILL?



- **Short Length**
Compact to fit into tight spaces
- **No Reactionary Torque**
When fastening with impacts
- **Faster Motor Speed**
For quicker fastening
- **No Bit "Cam-out"**
For fewer stripped screw heads

Cordless Impact Selection Chart

← Best Solution

Not Optimal →



		DCF815S2	DCF885C2	DC825KA	DC821KA	DW059K	DC800KL
1/8" to 3/8" Wood Screws	Cabinetry	Green	Green	Green	Red	Red	Red
1/8" to 3/8" Self-Tapping Screws	Electrical	Green	Green	Green	Red	Red	Red
1/8" to 3/8" Self-Tapping Screws	Installation	Green	Green	Green	Red	Red	Red
1/8" to 3/8" Wood Screws	Carpentry	Green	Green	Green	Yellow	Red	Red
1/2" to 1-1/4" Hex-Head Self-Tappers	Metal Framing	Green	Green	Green	Yellow	Red	Red
1/2" to 1-1/4" Hex-Head Self-Tappers	HVAC / Sheet Metal	Yellow	Green	Green	Yellow	Red	Red
Bolts; 1/2" to 2" Hex-Head Self Tappers	Light-Medium Assembly	Yellow	Green	Green	Green	Yellow	Yellow
1/4" to 5/8" Nut & Bolt Combo	< 6" couplings	Yellow	Yellow	Yellow	Green	Yellow	Yellow
1/4" x 1-1/2" to 1/2" x 3-1/2" Lags	Deck Building	Red	Yellow	Yellow	Green	Green	Green
5/16" x 1-1/2" to 3" Lags	Garage Doors	Red	Yellow	Yellow	Green	Green	Green
Lug Nuts	Automotive	Red	Red	Red	Yellow	Green	Green
3/4" to 1-1/4" Nut & Bolt Combo	> 6" Couplings	Red	Yellow	Yellow	Yellow	Green	Green



IMPACT DRIVERS & WRENCHES



20V MAX* Lithium Ion 1/4" Impact Driver Kit (3.0Ah)



20V MAX* Lithium Ion 1/4" Impact Driver Kit (1.5Ah)



20V MAX* Lithium Ion 1/4" Impact Driver (Tool Only)

SPECIFICATIONS	DCF885L2	DCF885C2	DCF885B
Volts	20V MAX*	20V MAX*	20V MAX*
Drive Size	1/4"	1/4"	1/4"
No Load Speed	2,800 rpm	2,800 rpm	2,800 rpm
Impacts/Min	3,200 ipm	3,200 ipm	3,200 ipm
Torque (in-lbs)	1,400 in-lbs	1,400 in-lbs	1,400 in-lbs
Torque (ft-lbs)	117 ft-lbs	117 ft-lbs	117 ft-lbs
Tool Length	5.55"	5.55"	5.55"
Weight	3.4 lbs	2.8 lbs	2.0 lbs (tool only)
Charger/Batteries	Fast Charger / (2) 20V MAX* Lithium Ion 3.0Ah	Fast Charger / (2) 20V MAX* Lithium Ion 1.5Ah	Sold Separately
Includes	Belt hook	Belt hook	Belt hook



18V Cordless Li-Ion Impact Driver Kit



18V Cordless Li-Ion Impact Driver Kit



18V Cordless Impact Driver Kit



18V Cordless Impact Driver (Tool Only)

SPECIFICATIONS	DC827KL	DCF826KL	DC825KA	DC825B
Volts	18V	18V	18V	18V
Drive Size	1/4" hex shank quick release	1/4" hex shank quick release	1/4" hex shank quick release	1/4" hex shank quick release
No Load Speed	0-2,400 rpm	0-2,400 rpm	0-2,400 rpm	0-2,400 rpm
Impacts/Min	0-2,700 ipm	0-2,700 ipm	0-2,700 ipm	0-2,700 ipm
Torque (in-lbs)	1,330 in-lbs	1,330 in-lbs	1,330 in-lbs	1,330 in-lbs
Torque (ft-lbs)	111 ft-lbs	111 ft-lbs	111 ft-lbs	111 ft-lbs
Tool Length	5-3/4"	5-3/4"	5-3/4"	5-3/4"
Weight	3.7 lbs	3.1 lbs	4.6 lbs	2.2 lbs (tool only)
Charger/Batteries	1 Hour NiCd/NiMH/Li-Ion Charger / (2) 18V XRP™ Li-Ion	30 Minute Charger / (2) 18V Compact Li-Ion	1 Hour Charger / (2) 18V XRP™	Sold Separately



IMPACT DRIVERS & WRENCHES



3/8" (9.5mm) 18V Cordless Impact Wrench Kit



3/8" (9.5mm) 18V Cordless Impact Wrench (Tool Only)



18V Cordless Impact Wrench



1/2" (13mm) 18V Cordless Impact Wrench Kit

SPECIFICATIONS	DC823KA	DC823B	DC822KL	DC820KA
Volts	18V	18V	18V	18V
Drive Size	3/8" square w/ hog ring anvil	3/8" square w/ hog ring anvil	1/2" square w/ detent pin anvil	1/2" square w/ detent pin anvil
No Load Speed	0-2,400 rpm	0-2,400 rpm	0-2,400 rpm	0-2,400 rpm
Impacts/Min	0-2,700 ipm	0-2,700 ipm	0-2,700 ipm	0-2,700 ipm
Torque (in-lbs)	1,500 in-lbs	1,500 in-lbs	1,740 in-lbs	1,740 in-lbs
Torque (ft-lbs)	125 ft-lbs	125 ft-lbs	145 ft-lbs	145 ft-lbs
Tool Length	5-3/4"	5-3/4"	5-3/4"	5-3/4"
Weight	4.6 lbs	2.2 lbs (tool only)	3.7 lbs	4.6 lbs
Charger/Batteries	1 Hour Charger / (2) 18V XRP™	Sold Separately	1 Hour Charger NiCd/NiMH/Li-Ion Charger / (2) 18V XRP™ Li-Ion	1 Hour Charger / (2) 18V XRP™
Includes	-	-	-	-



1/2" (13mm) 18V Cordless Impact Wrench (Tool Only)



1/4" (6.35mm) 14.4V Cordless Impact Driver Kit



1/2" (13mm) 14.4V Cordless Impact Wrench Kit



12V MAX* 1/4" Impact Driver Kit

SPECIFICATIONS	DC820B	DC835KA	DC830KA	DCF815S2
Volts	18V	14.4V	14.4V	12V MAX*
Drive Size	1/2" square w/ detent pin anvil	1/4" hex shank quick release	1/2" square w/detent pin anvil	1-handed loading, 1/4" hex chuck
No Load Speed	0-2,400 rpm	0-2,400 rpm	0-2,400 rpm	0-2,450 rpm
Impacts/Min	0-2,700 ipm	0-2,700 ipm	0-2,700 ipm	0-3,400 ipm
Torque (in-lbs)	1,740 in-lbs	1,240 in-lbs	1,620 in-lbs	950 in-lbs
Torque (ft-lbs)	145 ft-lbs	103 ft-lbs	135 ft-lbs	79 ft-lbs
LEDs	-	-	-	3
Tool Length	5-3/4"	5-3/4"	5-3/4"	6-1/4"
Weight	2.2 lbs (tool only)	3.9 lbs	3.9 lbs	2.3 lbs
Charger/Batteries	Sold Separately	1 Hour Charger / (2) 14.4V XRP™	1 Hour Charger / (2) 14.4V XRP™	Fast Charger / (2) 12V MAX* Lithium Ion
Includes	-	-	-	(1) Impact Ready bit tip & (1) belt hook



12V MAX* 3/8" Impact Wrench Kit



1/4" (6.35mm) 12V Cordless Impact Driver Kit



3/8" (9.5 mm) 12V Cordless Impact Wrench Kit

SPECIFICATIONS	DCF813S2	DC845KA	DC841KA
Volts	12V MAX*	12V	12V
Drive Size	3/8" Anvil	1/4" hex shank quick release	3/8" square w/ hog ring retention
Max Power	-	-	-
No Load Speed	0-2,450 rpm	0-2,400 rpm	0-2,400 rpm
Impacts/Min	0-3,400 ipm	0-2,700 ipm	0-2,700 ipm
Torque (in-lbs)	1,150 in-lbs	1,150 in-lbs	1,260 in-lbs
Torque (ft-lbs)	96 ft-lbs	96 ft-lbs	105 ft-lbs
LEDs	3	-	-
Tool Length	6-1/4"	5-3/4"	5-3/4"
Weight	2.3 lbs	3.6 lbs	3.6 lbs
Charger/Batteries	Fast Charger / (2) 12V MAX* Lithium Ion	1 Hour Charger / (2) 12V XRP™	1 Hour Charger / (2) 12V XRP™
Includes	-	-	-

HIGH TORQUE WRENCHES



1/2" (13mm) 36V Cordless Impact Wrench Kit



18V Cordless Impact Wrench Kit with Detent Pin Anvil



18V Cordless Impact Wrench with Detent Pin Anvil (Tool Only)



1/2" (13mm) 18V Cordless Li-Ion Impact Wrench Kit

SPECIFICATIONS	DC800KL	DC821KA	DC821B	DCF059KL
Volts	36V	18V	18V	18V
Drive Size	1/2" square w/ detent pin anvil	1/2" square w/ detent pin anvil	1/2" square w/ detent pin anvil	1/2" square w/ detent pin anvil
Max Torque	3,900 in-lbs	1,920 in-lbs	1,920 in-lbs	3,600 in-lbs
Max Torque	325 ft-lbs	160 ft-lbs	160 ft-lbs	300 ft-lbs
No Load Speed	1,400 rpm	0-2,100 rpm	0-2,100 rpm	0-1,650 rpm
Impacts/Minute	2,500 ipm	0-3,000 ipm	0-3,000 ipm	0-2,600 ipm
Switch	Rocker	-	-	-
Weight	7.5 lbs	5.3 lbs	2.9 lbs (tools only)	6.65 lbs
Tool Length	-	7-5/8"	7-5/8"	10-3/4"
Charger/Batteries	1 Hour Charger / (2) 36V	1 Hour Charger / (2) 18V XRP™	Sold Separately	1 Hour NiCd/NiMH/Li-Ion Charger / (2) 18V Li-Ion XRP™



1/2" (13mm) 18V Cordless High Torque Impact Wrench Kit with Hog Ring Anvil



1/2" (13mm) 18V Cordless High Torque Impact Wrench with Hog Ring Anvil (Tool Only)



1/2" (13mm) 18V Cordless High Torque Impact Wrench Kit with Detent Pin Anvil



1/2" (13mm) 18V Cordless High Torque Impact Wrench with Detent Pin Anvil (Tool Only)

SPECIFICATIONS	DW059HK-2	DW059HB	DW059K-2	DW059B
Volts	18V	18V	18V	18V
Drive Size	1/2" square w/ hog ring anvil	1/2" square w/ hog ring anvil	1/2" square w/detent pin anvil	1/2" square w/detent pin anvil
Max Torque	3,600 in-lbs	3,600 in-lbs	3,600 in-lbs	3,600 in-lbs
Max Torque	300 ft-lbs	300 ft-lbs	300 ft-lbs	300 ft-lbs
No Load Speed	1,650 rpm	1,650 rpm	1,650 rpm	1,650 rpm
Impacts/Minute	2,600 ipm	2,600 ipm	2,600 ipm	2,600 ipm
Weight	7.55 lbs	5.3 lbs (tool only)	7.55 lbs	5.3 lbs (tool only)
Tool Length	10-3/4"	10-3/4"	10-3/4"	10-3/4"
Charger/Batteries	1 Hour Charger / (2) 18V XRP™	Sold Separately	1 Hour Charger / (2) 18V XRP™	Sold Separately

RIGHT ANGLE DRILLS



20V MAX* Lithium Ion 3/8" Right Angle Drill/Driver Kit (1.5 Ah)

SPECIFICATIONS	DCD740C1
Volts	20V MAX*
Max Power	360 UWO
Chuck Size	3/8"
# of Speed Settings	2
RPM	0-650/0-2,000 rpm
Chuck Type	Plastic, ratcheting
Weight	3.8 lbs
Charger/Batteries	Fast Charger / (1) 20V MAX* Lithium Ion 1.5Ah Battery
Includes	Belt hook, 2" Phillips bit tip

SCREWDRIVERS



18V Cordless Light Gauge Steel Framing Screwdriver Kit

SPECIFICATIONS	DC668KA
Volts	18V
Drive Size	1/4"
No Load Speed	0-900 / 0-2,700 rpm
Max Torque (in-lbs)	180 in-lbs
Capacity (CRS)	12-28 gauge
Weight	5.4 lbs
Charger/Batteries	1 Hour Charger / (2) 18V XRP™
Includes	#2 Phillips screwdriver bit, 5/16" nut driver

SCREWDRIVERS



18V Cordless Drywall/Deck Screwdriver Kit



12V MAX* 1/4" Screwdriver Kit



1/4" (6.35mm) 7.2V Cordless Two-Position Screwdriver Kit

SPECIFICATIONS	DC520KA	DCF610S2	DW920K-2
Volts	18V	12V MAX*	7.2V
Drive Size	1/4"	1/4"	1/4" Hex
No Load Speed	0-900 / 0-2,900 rpm	0-1,050 rpm	0-500 rpm
Chuck	-	1-Handed Loading, 1/4" Hex Chuck	-
Max Torque (in-lbs)	180 in-lbs	-	80 in-lbs
Max Power	-	160 UW0	-
Capacity (CRS)	12 gauge	-	-
LEDs	-	3	-
Length	-	6-1/4"	-
Weight	5.1 lbs	2.2 lbs	3.5 lbs
Charger/Batteries	1 Hour Charger / (2) 18V XRP™	Fast Charger / (2) 12V MAX*	1 Hour Charger / (2) 7.2V
Includes	Bit tip / magnetic holder, drywall nosepiece, & TEKS® nosepiece	(1) bit tip & (1) belt hook	-

SDS ROTARY HAMMERS



18V 7/8" (22mm) Cordless SDS Hammer (Tool Only)




18V 7/8" (22mm) Cordless SDS Hammer Kit



18V 7/8" (22mm) Li-Ion Cordless SDS Rotary Hammer Kit

SPECIFICATIONS	DC212B	DC212KA	DC212KL
Volts	18V	18V	18V
Chuck Type	SDS Plus	SDS Plus	SDS Plus
No Load Speed	0-1,100 rpm	0-1,100 rpm	0-1,100 rpm
Blows/Min	0-4,100 bpm	0-4,100 bpm	0-4,100 bpm
Impact Energy	1.7 ft-lbs	1.7 ft-lbs	1.7 ft-lbs
Vibration Measurement	8.0 m/s ²	8.0 m/s ²	8.0 m/s ²
Vibration Control	Yes - SHOCKS™	Yes - SHOCKS™	Yes - SHOCKS™
Chipping	No	No	No
Concrete Optimum	5/32 - 1/2"	5/32 - 1/2"	5/32 - 1/2"
Weight	5.25 lbs	7.6 lbs	6.7 lbs
Charger/Batteries	Sold Separately	1 Hour Charger / (2) 18V XRP™	1 Hour Charger / (2) 18V XRP™ Li-Ion
Includes	360° side handle with depth rod	360° side handle with depth rod	360° side handle with depth rod



20V MAX* Lithium Ion 3 Mode SDS Rotary Hammer Kit (3.0 Ah)



24V 7/8" (22mm) Cordless SDS Hammer Kit



36V 1" (25mm) Cordless Li-Ion SDS Rotary Hammer Kit



36V SDS Rotary Hammer Kit and Dust Extraction System

SPECIFICATIONS	DCH213L2	DC223KA	DC233KL	DC233KLDH
Volts	20V MAX*	24V	36V	36V
Chuck Type	SDS Plus	SDS Plus	SDS Plus	SDS Plus
No Load Speed	0-1,100 rpm	0-1,100 rpm	1,150 rpm	1,150 rpm
Blows/Min	0-4,100 bpm	0-4,100 bpm	0-4,400 bpm	0-4,400 bpm
Impact Energy	1.7 ft-lbs	1.7 ft-lbs	1.9 ft-lbs	1.9 ft-lbs
Vibration Measurement	8.0 m/s ²	9.0 m/s ²	8.5 m/s ²	8.5 m/s ²
Vibration Control	Yes - SHOCKS™	Yes - SHOCKS™	Yes - SHOCKS™	Yes
Chipping	Yes	Yes	Yes	Yes
Concrete Optimum	5/32 - 1/2"	5/32 - 1/2"	5/32" - 5/8"	5/32" - 5/8"
Weight	6.4 lbs	8.4 lbs	7.8 lbs	7.8 lbs
Charger/Batteries	Fast charger / (2) 20V MAX* (3.0 Ah)	1 Hour Charger / (2) 24V	1 Hour Charger / (2) 36V	1 Hour Charger / (2) 36V
Includes	360° side handle with depth rod	360° side handle with depth rod	360° side handle with depth rod	D25302DH dust extraction system, and 360° side handle with depth rod

CIRCULAR SAWS



7-1/4" (186mm) 36V Cordless Circular Saw Kit



20V MAX* Lithium Ion 6-1/2" Circular Saw Kit (3.0 Ah)



20V MAX* 6-1/2" CIRCULAR SAW (Tool Only)

SPECIFICATIONS	DC300K	DCS391L1	DCS391B
Volts	36V	20V MAX*	20V MAX*
No Load Speed	4,000 rpm	3,700 rpm	3,700 rpm
Blade Diameter	7-1/4"	6-1/2"	6-1/2"
Bevel Capacity	0° – 50°	0° – 50°	0° – 50°
Depth of Cut at 45°	1-5/8"	1-5/8"	1-5/8"
Depth of Cut at 90°	2-7/16"	2-1/4"	2-1/4"
Weight	9.9 lbs	8.0 lbs	8.0 lbs
Charger/Batteries	1 Hour Charger / (1) 36V	Fast Charger, (1) 20V MAX* Lithium Ion 3.0 Ah	Sold Separately
Includes	7-1/4" carbide tipped blade	Carbide tipped circular saw blade	Carbide tipped circular saw blade



6-1/2" (165mm) 18V Cordless Li-Ion Circular Saw Kit



6-1/2" (165mm) 18V Cordless Circular Saw Kit



6-1/2" (165mm) 18V Cordless Circular Saw Kit (Tool Only)

SPECIFICATIONS	DCS390L	DCS390K	DCS390B
Volts	18V	18V	18V
No Load Speed	3,700 rpm	3,700 rpm	3,700 rpm
Blade Diameter	6-1/2"	6-1/2"	6-1/2"
Bevel Capacity	0° – 50°	0° – 50°	0° – 50°
Depth of Cut at 45°	1 - 5/8"	1 - 5/8"	1 - 5/8"
Depth of Cut at 90°	2-1/4"	2-1/4"	2-1/4"
Weight	7.8 lbs	8.7 lbs	6.3 lbs (tool only)
Charger/Batteries	1 Hour Charger / (1) 18V XRP™ Li-Ion	1 Hour Charger / (1) 18V XRP™	Sold Separately
Includes	6 - 1/2" 16 tooth carbide tipped bade, blade wrench	6 - 1/2" 16 tooth carbide tipped bade, blade wrench	6-1/2" 16 tooth- carbide saw blade, blade wrench

DCS391L1

Powerful 460 MWO, 3700 RPM Motor
Delivers power and speed to make the most demanding cuts with ease

High Strength and Lightweight Magnesium Shoe
Provides jobsite durability for long-term cut accuracy



Optimized Rubber Overmolded Comfort Grip
Delivers optimal balance and control



JIG SAWS



18V Cordless Li-Ion Jig Saw Kit



18V Cordless Jig Saw Kit w/Keyless Blade Change



18V Cordless Jig Saw w/ Keyless Blade Change (Tool Only)

SPECIFICATIONS	DCS330L	DC330K	DC330B
Volts	18V	18V	18V
Strokes/Min	0-3,000 spm	0-3,000 spm	0-3,000 spm
Stroke Length	1"	1"	1"
Keyless Blade Clamp	Yes	Yes	Yes
Dust Blower	Yes	Yes	Yes
Weight	6.6 lbs	7.5 lbs	5.1 lbs (tool only)
Charger/Batteries	1 Hour Charger / (1) 18V XRP™ Li-Ion	1 Hour Charger / (1) 18V XRP™	Sold Separately
Includes	Jig saw blade	Jig saw blade	-

RECIPROCATING SAWS



36V Cordless Reciprocating Saw Kit



20V MAX* Lithium Ion Reciprocating Saw Kit (3.0 Ah)



20V MAX Lithium Ion Reciprocating Saw (Tool Only)



18V Cordless Lithium Ion Reciprocating Saw Kit

SPECIFICATIONS

	DC305K	DCS380L1	DCS380B	DCS385L
Volts	36V	20V MAX*	20V MAX*	18V
Stroke/Min	0-3,000 spm	0-3,000 spm	0-3,000 spm	0-3,000 spm
Stroke Length	1-1/8"	1-1/8"	1-1/8"	1-1/8"
Keyless Blade Clamp	Yes, 4-position	Yes	Yes	Yes
Adjustable Shoe	Yes	Yes	Yes	Yes
Electric Brake	Yes	Yes	Yes	Yes
Weight	8.4 lbs	7.35 lbs	5.93 lbs (tool only)	7.25 lbs
Charger/Batteries	1 Hour Charger / (1) 36V	Fast Charger / (1) 20V MAX* Lithium Ion 3.0 Ah	Sold Separately	1 Hour Charger / (1) 18V XRP™ Li-Ion



18V Cordless Reciprocating Saw Kit



18V Cordless Reciprocating Saw (Tool Only)

SPECIFICATIONS

	DC385K	DC385B
Volts	18V	18V
Keyless Blade Clamp	Yes	Yes
Stroke/Min	0-3,000 spm	0-3,000 spm
Stroke Length	1-1/8"	1-1/8"
Electric Brake	Yes	Yes
Weight	8.2 lbs	5.8 lbs (tool only)
Charger/Batteries	1 Hour Charger / (1) 18V XRP™	Sold Separately

DCS380L1

4-Position Blade Clamp
Allows for flush cutting and increased positional versatility with tool-free blade changes

1-1/8" (28.6mm) Stroke Length
Delivers a fast cutting speed



Variable Speed Trigger with 0-3000 SPM
Provides increased blade control and faster cut speeds



CONCRETE VIBRATOR



18V Cordless Pencil Vibrator Kit



18V Cordless Pencil Vibrator (Tool Only)

SPECIFICATIONS

	DC530KA	DC530B
Volts	18V	18V
Vibrator Diameter	1-1/8"	1-1/8"
Shaft Length	4'	4'
Vibrations per Minute	14,000 vpm	14,000 vpm
Weight	9.3 lbs	7.05 lbs (tool only)
Charger/Batteries	1 Hour Charger / (2) 18V XRP™	Sold Separately
Includes	-	-

NAILERS



**18V Cordless 1-1/4" - 2-1/2"
15 Gauge 34° Angled Finish
Nailer Kit**

SPECIFICATIONS	DC628K
Volts	18V
Operating Mode	Bump & Sequential
Nailing Rate	4-5 nails/sec
Nail Diameter/Type	15 ga. DA type gauge
Mag. Angle/Capacity	34°/ 110 nails
Nail Length Capacity	1-1/4" - 2-1/2"
Magazine Loading	Rear - load
Integrated Belt Hook	Yes
Tool-Free Jam Cleaning	Yes
Tool-Free Depth Adj.	Yes
Weight	8.9 lbs
Charger/Batteries	1 Hour Charger / (1) 18V XRP™



**18V Cordless 1-1/4" - 2-1/2" 16
Gauge 20° Angled Finish Nailer Kit**



**18V Cordless 1-1/4" - 2-1/2"
16 Gauge Straight Finish Nailer Kit**



**18V Cordless 5/8" - 2"
18 Gauge Straight Brad Nailer Kit**



**18V Cordless 5/8" - 2" 18 Gauge
Straight Brad Nailer (Tool Only)**

SPECIFICATIONS	DC618K	DC616K	DC608K	DC608B
Volts	18V	18V	18V	18V
Operating Mode	Bump & Sequential	Bump & Sequential	Bump & Sequential	Bump & Sequential
Nailing Rate	4-5 nails/sec	4-5 nails/sec	4-5 nails/sec	4-5 nails/sec
Nail Diameter/Type	16 gauge	16 gauge	18 gauge	18 gauge
Mag. Angle/Capacity	20°/ 110 nails	Straight/ 110 nails	Straight/ 110 nails	Straight/ 110 nails
Nail Length Capacity	1-1/4" - 2-1/2"	1-1/4" - 2-1/2"	5/8" - 2"	5/8" - 2"
Magazine Loading	Rear - load	Rear - load	Side - load	Side - load
Integrated Belt Hook	Yes	Yes	Yes	Yes
Tool-Free Jam Cleaning	Yes	Yes	Yes	Yes
Tool-Free Depth Adj.	Yes	Yes	Yes	Yes
Weight	8.5 lbs	8.5 lbs	7.4 lbs	8.4 lbs (tool only)
Charger/Batteries	1 Hour Charger / (1) 18V XRP™	1 Hour Charger / (1) 18V XRP™	1 Hour Charger / (1) 18V XRP™	Sold Separately

SHEARS



**18V Cordless 18 Gauge
Off-Set Shear (Tool Only)**



**18V Cordless 18 Gauge Swivel
Head and Shear (Tool Only)**

SPECIFICATIONS	DC495B	DC490B
Volts	18V	18V
Stroke/Min	0-2,300 spm	0-2,300 spm
Min. Cutting Radius	1"	5.5"
Capacity in Steel	18 Gauge	18 Gauge
Weight	3.7 lbs (tool only)	3.7 lbs (tool only)
Charger/Batteries	Sold Separately	Sold Separately
Includes	Blade wrench	Blade wrench

CUT-OUT TOOL



**18V Cordless
Cut-Off Tool (Tool Only)**

SPECIFICATIONS	DC550B
Volts	18V
No Load Speed	26,000 rpm
Collet Diameter	1/4", 1/8"
Adjustable Guide	Yes
Weight	2.1 lbs (tool only)
Charger/Batteries	Sold Separately
Includes	(1) General Purpose Bit, (1) Drywall Cutting Bit, 1/4" & 1/8" Collets

CUT-OFF TOOLS



4-1/2" (114mm) 36V Cordless Li-Ion Cut-Off Tool Kit



18V Cordless Cut-Off Tool Kit



18V Cordless Cut-Off Tool (Tool Only)

SPECIFICATIONS	DC415K	DC411KA	DC411B
Volts	36V	18V	18V
No Load Speed	6,500 rpm	6,500 rpm	6,500 rpm
Spindle Lock	Yes	Yes	Yes
Spindle Thread	5/8" - 11	5/8" - 11	5/8" - 11
Weight	7.2 lbs	7.0 lbs	4.6 lbs (tool only)
Charger/Batteries	1 Hour Charger / (2) 36V Li-Ion	1 Hour Charger / (2) 18V XRP™	Sold Separately
Includes	Type 27 guard, type 1 guard, wrench, (2) matched flanges, Type 1 (cutting wheel) side handle	Type 1 guards, Wrench, (2) matched flanges, 2-position side handle	Type 1 guards, wrench, (2) matched flanges, 2-position side handle

BAND SAWS



18V Heavy Duty Cordless Li-Ion Band Saw



18V Heavy Duty Cordless Band Saw



18V Heavy Duty Cordless Band Saw (Tool Only)

SPECIFICATIONS	DCS370L	DCS370K	DCS370B
Volts	18V	18V	18V
Ft/Min	570 fpm	570 fpm	570 fpm
Blade Length	32-7/8"	32-7/8"	32-7/8"
Max Capacity	2-1/2"	2-1/2"	2-1/2"
Tool Length	15"	15"	15"
Weight	9.25 lbs	10 lbs	7.75 lbs
Charger/Batteries	1 Hour Charger / (1) 18V XRP™ Li-Ion	1 Hour Charger / (1) 18V XRP™	Sold Separately
Includes	14/18 blade, blade tracking wrench	14/18 blade, blade tracking wrench	14/18 blade, blade tracking wrench

BI-METAL CORDLESS BANDSAW BLADES

CAT #	TPI	THICKNESS	LENGTH	HEIGHT	PACK
DW3982C	14	.020"	32-7/8"	1/2"	3
DW3983C	18	.020"	32-7/8"	1/2"	3
DW3984C	24	.020"	32-7/8"	1/2"	3
DW3986C	14/18	.020"	32-7/8"	1/2"	3

ADHESIVE DISPENSERS



18V Cordless Adhesive Dispenser - 300ml (Tool Only)



18V Cordless Adhesive Dispenser - 29oz (Tool Only)



18V Cordless Adhesive Dispenser - 10oz



18V Cordless Adhesive Dispenser - 10oz (Tool Only)

SPECIFICATIONS	DC547B	DC546B	DC545K	DC545B
Volts	18V	18V	18V	18V
Lbs of Force	650	650	650	650
Auto Reverse	Yes	Yes	Yes	Yes
"Set & Forget" Speed Control	Yes	Yes	Yes	Yes
Capacity	300ml & 600ml sausage packs	29oz, & quart size cartridges	10oz, 1/10gal, & 300ml-310ml cartridges	10oz, 1/10gal, & 300ml-310ml cartridges
Max. Speed	25 in/min	25 in/min	25 in/min	25 in/min
Weight	4.76 lbs (tool only)	5.51 lbs (tool only)	6.85 lbs	4.61 lbs (tool only)
Charger/Batteries	Sold Separately	Sold Separately	1 Hour Charger / (1) 18V	Sold Separately

FLASHLIGHTS



18V Cordless Flexible Floodlight



18V Cordless Pivoting Head Flashlight



18V Cordless Fluorescent Area Light

SPECIFICATIONS	DW919	DW908	DC527
Volts	18V	18V	18V
Bulb	Xenon bulb	Xenon bulb	13 Watt
Run-Time	Up tp 3 hrs	3 hrs	Up tp 3.5 hrs
Weight	0.5 lbs	0.5 lbs	1.25 lbs
Charger/Batteries	Sold Separately	Sold Separately	Sold Separately

WORKLIGHTS



20V MAX* LED Worklight



12V MAX* LED Worklight



Cordless/Corded Worklight

SPECIFICATIONS	DCL040	DCL510	DC020
Volts / Power Source	20V MAX*	12V MAX*	12-18V NiCd/NiMH/Li-Ion Batteries or AC Power
Bulb	LED	LED	38W fluorescent
Brightness	110 lumens	130 lumens	2700 lumens
Run-Time	11 hrs	4 hrs	Up to 1 hr
Weight	1.0 lbs	0.5 lbs	6.0 lbs
Charger/Batteries	Sold Separately	Sold Separately	Sold Separately

FLOODLIGHTS



14.4V Cordless Pivoting Head Flashlight



LED Replacement Bulb



12V MAX* Infrared Thermometer Kit

SPECIFICATIONS	DW906	DCL0900
Volts	14.4V	9.6V - 36V
Bulb	Xenon bulb	LED
Run-Time	Up tp 3 hrs	Up tp 4 hrs
Weight	0.5 lbs	0.25 lbs
Charger/Batteries	Sold Separately	Sold Separately

INSTRUMENTS

SPECIFICATIONS	DCT414S1
Volts	12V MAX*
Temperature Range	-20° F to 932° F (-29° C to 500° C)
Field of View; Distance, Spot	(D:S) 12:1
Accuracy	+/- 1.5% or +/- 1.5° C, whichever is greater, assumes ambient
Charger/Batteries	Fast Charger / (1) 12V MAX* Li-Ion

INSTRUMENTS



12V MAX* (17mm) Inspection Camera with Wireless Screen Kit



12V MAX* (9mm) Inspection Camera with Wireless Screen Kit



12V MAX* (5.8mm) Inspection Camera with Wireless Screen Kit

SPECIFICATIONS	DCT410S1	DCT411S1	DCT412S1
Volts	12V MAX*	12V MAX*	12V MAX*
Camera Head Diameter	17 mm	9 mm	5.8 mm
Cable Length	3' waterproof	3' waterproof	3' waterproof
Screen Size	3.5"	3.5"	3.5"
Resolution	320x480 dpi	320x480 dpi	320x480 dpi
Zoom	3X	3X	3X
Charger/Batteries	Fast Charger / (1) 12V MAX* Li-Ion	Fast Charger / (1) 12V MAX* Li-Ion	Fast Charger / (1) 12V MAX* Li-Ion
Includes	17mm - 3' camera cable, hook, & magnet	9mm - 3' camera cable, hook, magnet, & mirror	5.8mm - 3' camera cable, hook, & magnet

ROTARY LASERS



18V Self-Leveling Int/Ext Rotary Laser Package



Self Leveling Interior Rotary Laser - Combo Kit



Self Leveling Rotary Laser - Combo Kit w/Detector (Int/Ext)



Self-Leveling Int/Ext Rotary Laser Kit

SPECIFICATIONS	DW079KDT	DW079KI	DW079KD	DW074KDT
Power Supply	9.6V-18V DeWALT batteries	9.6V-18V DeWALT batteries	9.6V-18V DeWALT batteries	(2) D Alkaline batteries
Accuracy per 100 ft.	1/8"	1/8"	1/8"	1/4"
Rotation Speed	0, 60, 250, & 600 rpm	0, 60, 250, & 600 rpm	0, 60, 250, & 600 rpm	0, 60, & 600 rpm
Self-Leveling Range	±5°	±5°	±5°	±5°
Indoor Visibility Range	200 (dia) ft	200 (dia) ft	200 (dia) ft	100 (dia) ft
Range with Detector	2,000 (dia) ft	2,000 (dia) ft	2,000 (dia) ft	600 (dia) ft
Laser Class	IIIa (<5mW) at 635nm	IIIa (<5mW) at 635nm	IIIa (<5mW) at 635nm	IIIa (<5mW) at 635nm
Slope (Single Axis)	Manual Slope ±5°	Manual Slope ±5°	Manual Slope ±5°	-
Charger/Batteries	1 Hour Charger / (1) 18V	1 Hour Charger / (1) 18V	1 Hour Charger / (1) 18V	-
Includes	Wall mount, wireless (IR) remote control, laser target card, laser enhancement glasses, construction tripod - DW0736	Wall mount, wireless (IR) remote control, laser target card, laser enhancement glasses	Wall mount, wireless (IR) remote control, laser target card, laser enhancement glasses, digital laser detector	DW0742 Detector and clamp, Target card, DW0740 Wall mount, DW0737 tripod, DW0748 8' grade rod, (2) D Alkaline batteries, & (1) 9V battery



Self-Leveling Int/Ext Rotary Laser Kit



Self Leveling 3 Beam Line Laser



Self-Leveling Line Laser (Horizontal and Vertical)



Self Leveling Level, Plumb, & Square, 4 Beam Laser



Laser Plumb Bob

SPECIFICATIONS	DW074KD	DW089K	DW087K	DW084K	DW082K
Power Supply	2 D Alkaline batteries	(4) AA batteries	(3) AA batteries	(4) AA batteries	(4) AA batteries
Accuracy per 100 ft.	1/4"	1/8in. @30 Ft	1/8in. @30 Ft	1/4"	1/4"
Rotation Speed	0, 60, & 600 rpm	-	-	-	-
Self-Leveling Range	±5°	±5°	±5°	±1/4" @ 100	±1/8" @ 50
Indoor Visibility Range	100 (dia) ft	50 (dia) ft	50 (dia) ft	100 (dia) ft	100 (dia) ft
Range with Detector	600 (dia) ft	-	-	-	-
Laser Class	IIIa (<5mW) at 635nm	II	II	II (<1mW) at 635nm	II (<1mW) at 635nm
Slope (Single Axis)	-	-	-	-	-
Charger/Batteries	-	(4) AA batteries	(3) AA batteries	-	-
Tool Weight	4.5 lbs	1.9 lbs	1.2 lbs	1.2 lbs	1.2 lbs
Includes	DW0742 Digital laser detector, DW0740 Wall mount, Target card, (2) D size Alkaline batteries	Ceiling mount	Ceiling mount	-	-

OPTICAL INSTRUMENTS



PAGE 40

VACUUMS



18V Cordless 1/2 Gallon Wet/Dry Portable Vac



18V Cordless 1/2 Gallon Wet/Dry Portable Vac (Tool Only)



2 Gallon Cordless/Corded Wet/Dry Vac

SPECIFICATIONS	DC515K	DC515B	DC500
Tank Size	1/2 gallon	1/2 gallon	2 gallon
Hose Diameter	1-1/4"	1-1/4"	1-1/4"
Hose Length	2.5'	2.5'	5'
Voltage (DC Operation)	18V	18V	12-18V
Blower	No	No	Yes
Weight	6.0 lbs	3.6 lbs	9.0 lbs
Charger/Batteries	1 Hour Charger / (1) 18V XRP™	Sold Separately	Sold Separately
Includes	-	-	5' heavy-duty rubber hose, crevice tool, & wide nozzle

WHY DEWALT COMBO KITS?

1. RIGHT MIX OF TOOLS FOR TRADES AND APPLICATIONS:

DeWALT offers a full range of combination kits to accommodate Professional Users and common applications being performed. Depending on your needs – drilling wood or concrete, fastening, cutting wood or metal, lighting, demolition – DeWALT has a cordless solution.

2. VALUE PROPOSITION VERSUS INDIVIDUAL TOOLS:

- Get the cordless tools you need in one kit for easy carry and storage
- All are powered by the same battery pack and charger
- Saves money versus buying each tool individually



3. XRP™ LITHIUM ION, XRP™, AND COMPACT OPTIONS:

All DeWALT XRP™ and XRP™ Lithium Ion kits include Hammerdrills with all-metal patented 3-speed transmission, 1/2" Metal Ratcheting chuck with carbide inserts, and 450 unit watts out of power. Compact kits include a DC720 Drill/driver with a 1/2" single sleeve ratcheting chuck, 2-speed transmission, and ergonomic design for tight areas.

36V COMBO KITS



36V Cordless 4-Tool Combo Kit

SPECIFICATIONS	DCX6401
Volts	36V
Hammerdrill/Drill/Driver	DC901
Circular Saw	DC300
Reciprocating Saw	DC305
Flexible Floodlight	DC509
Charger/Batteries	1 Hour Charger / (2) 36V
Includes	360° side handle, & 7-1/4" carbide tipped blade

20V MAX* COMBO KITS



20V MAX* Lithium Ion 5-Tool Combo Kit (3.0Ah)



20V MAX* Lithium Ion 4-Tool Combo Kit (3.0Ah)

SPECIFICATIONS	DCK590L2	DCK491L2
Volts	20V MAX*	20V MAX*
Hammerdrill	DCD985	DCD985
Circular Saw	DCS393 (6-1/2")	DCS393 (6-1/2")
Reciprocating Saw	DCS381	DCS381
Impact Driver	DCF885	-
LED Worklight	DCL040	DCL040
Charger/Batteries	Fast Charger / (2) 20V MAX* Lithium Ion 3.0 Ah	Fast Charger / (2) 20V MAX* Lithium Ion 3.0 Ah
Includes	360° side handle, carbide tipped circular saw blade, & belt hook	360° side handle & carbide tipped circular saw blade

(continued on next page)

20V MAX* COMBO KITS (continued)



20V MAX* Lithium Ion 4-Tool Combo Kit (3.0Ah)



20V MAX*/12V MAX* Lithium Ion 2-Tool Combo Kit



20V MAX* Lithium Ion 2-Tool Combo Kit (3.0Ah)



20V MAX* Lithium Ion 2-Tool Combo Kit (3.0Ah)

SPECIFICATIONS	DCK490L2	DCK294L3	DCK292L2	DCK290L2
Volts	20V MAX*	20V MAX*/12V MAX*	20V MAX*	20V MAX*
Hammerdrill	DCD985	DCD985 (20V MAX*)	DCD985	DCD985
Reciprocating Saw	DCS381	-	DCS380	-
Impact Driver	DCF885	-	-	DCF885
Screwdriver	-	DCF610 (12V MAX*)	-	-
LED Worklight	DCL040	-	-	-
Charger/Batteries	Fast Charger / (2) 20V MAX* Lithium Ion 3.0 Ah	Fast Charger / (2) 20V MAX* Lithium Ion 3.0 Ah, (1) 12V MAX* Lithium Ion	Fast Charger / (2) 20V MAX* Lithium Ion 3.0 Ah	Fast Charger / (2) 20V MAX* Lithium Ion 3.0 Ah
Includes	360° side handle & belt hook	360° side handle, bit tip and belt hook	360° side handle	360° side handle and belt hook



20V MAX* Lithium Ion 2-Tool Combo Kit (1.5Ah)



20V MAX* Lithium Ion 2-Tool Combo Kit (1.5Ah)

SPECIFICATIONS	DCK285C2	DCK280C2
Volts	20V MAX*	20V MAX*
Hammerdrill	DCD785	-
Drill/Driver	-	DCD780
Impact Driver	DCF885	DCF885
Charger/Batteries	Fast Charger / (2) 20V MAX* Lithium Ion 1.5 Ah	Fast Charger / (2) 20V MAX* Lithium Ion 1.5 Ah
Includes	(2) belt hooks and bit holder	(2) belt hooks and bit holder

18V COMBO KITS



18V Cordless 9-Tool Combo Kit

SPECIFICATIONS	DCK955X
Volts	18V
Hammerdrill/Drill/Driver	DCD950
Circular Saw	DC390 (6-1/2")
Reciprocating Saw	DC385
Cut-Off Tool	DC411
Cut-Out Tool	DC550
Jig Saw	DC330
Impact Driver	DC825
Impact Wrench	DW059
Flexible Floodlight	DW919
Charger/Batteries	1 Hour Charger / (2) 18V XRP™
Includes	360° side handle, carbide tipped circular saw blade, type 1 guard, wrench, (2) matched flanges, 2-position side handle

18V COMBO KITS



18V Cordless Li-Ion 6-Tool Combo Kit



18V Cordless 6-Tool Combo Kit



18V Cordless 5-Tool Combo Kit



18V Cordless Li-Ion 4-Tool Combo Kit

SPECIFICATIONS	DCK675L	DCK655X	DCK555X	DCK475L
Volts	18V	18V	18V	18V
Hammerdrill/Drill/Driver	DCD970	DCD950	DCD950	DCD970
Circular Saw	-	DC390 (6-1/2")	DC390 (6-1/2")	-
Reciprocating Saw	DC385	DC385	DC385	DC385
Cut-Off Tool	DC411	DC411	-	-
Cut-Out Tool	-	-	-	-
Jig Saw	-	-	-	-
Impact Driver	DC827	DC825	DC825	DC827
Impact Wrench	DW059	-	-	-
Flexible Floodlight	DW919	DW919	DW919	DW919
Charger/Batteries	1 Hour NiCd/NiMH/Li-Ion Charger / (2) 18V XRP™ Li-Ion	1 Hour Charger / (2) 18V XRP™	1 Hour Charger / (2) 18V XRP™	1 Hour NiCd/NiMH/Li-Ion Charger / (2) 18V XRP™ Li-Ion
Includes	360° side handle, type 1 guard, wrench, (2) matched flanges, 2-position side handle	360° side handle, carbide tipped circular saw blade, type 1 guard, wrench, (2) matched flanges, (1) type 1 wheel, & 2-position side handle	360° side handle & carbide tipped circular saw blade	360° side handle

18V COMBO KITS *(continued)*



18V Cordless Li-Ion
4-Tool Combo Kit



18V Cordless Li-Ion
4-Tool Combo Kit



18V Cordless
4-Tool Combo Kit



18V Cordless
4-Tool Combo Kit

SPECIFICATIONS	DCK465L	DCK460L	DCK455X	DCK450X
Volts	18V	18V	18V	18V
Hammerdrill/Drill/Driver	DCD775	DCD775	DCD950	DCD950
Circular Saw	-	DC390	-	DC390 (6-1/2")
Reciprocating Saw	DW938	DW938	DC385	DC385
Impact Driver	DC827	-	DC825	-
Flexible Floodlight	DW908 (Pivot Head Flashlight)	DW908 (Pivot Head Flashlight)	DW919	DW919
Charger/Batteries	1 Hour NiCd/NiMH/Li-Ion Charger / (2) 18V XRP™ Li-Ion	1 Hour NiCd/NiMH/Li-Ion Charger / (2) 18V XRP™ Li-Ion	1 Hour Charger / (2) 18V XRP™	1 Hour Charger / (2) 18V XRP™
Includes	-	Carbide tipped circular saw blade	360° side handle	360° side handle and carbide tipped circular saw blade



18V Cordless Li-Ion
2-Tool Combo Kit



18V Cordless Li-Ion
2-Tool Combo Kit



18V Cordless Li-Ion
2-Tool Combo Kit



18V Cordless 2-Tool Combo Kit

SPECIFICATIONS	DCK275L	DCK274L	DCK271L	DCK255X
Volts	18V	18V	18V	18V
Hammerdrill/Drill/Driver	DCD970	DCD775	DCD970	DCD950
Circular Saw	-	-	-	-
Reciprocating Saw	-	-	DC385	-
Impact Driver	DC827	DC827	-	DC825
Flexible Floodlight	-	-	-	-
Charger/Batteries	1 Hour NiCd/NiMH/Li-Ion Charger / (2) 18V XRP™ Li-Ion	1 Hour NiCd/NiMH/Li-Ion Charger / (2) 18V XRP™ Li-Ion	1 Hour NiCd/NiMH/Li-Ion Charger, (2) 18V XRP™ Li-Ion	1 Hour Charger / (2) 18V XRP™
Includes	360° side handle	-	360° side handle	360° side handle



18V Cordless 2-Tool Combo Kit



18V Cordless 4-Tool Combo Kit



18V Cordless 4-Tool Combo Kit



18V Cordless Compact Li-Ion
2-Tool Combo Kit

SPECIFICATIONS	DCK251X	DC4CKITA	DCK425C	DCK266L
Volts	18V	18V	18V	18V
Hammerdrill/Drill/Driver	DCD950	-	-	DCD775
Drill/Driver	-	DC720	DC720	-
Circular Saw	-	DCS392	-	-
Reciprocating Saw	DC385	DW938	DW938	-
Impact Driver	-	-	DC825	DCF826
Pivot Head Flashlight	-	DW908	DW908	-
Charger/Batteries	1 Hour Charger / (2) 18V XRP™	1 Hour Charger / (2) 18V	1 Hour Charger / (2) 18V	30 Minute Charger / (2) 18V Compact Li-Ion
Includes	360° side handle	Carbide tipped circular saw blade	-	-



18V Cordless Compact
Li-Ion 2-Tool Combo Kit

SPECIFICATIONS	DCK265L
Volts	18V
Hammerdrill/Drill/Driver	-
Drill/Driver	DCD760
Circular Saw	-
Reciprocating Saw	-
Impact Driver	DCF826
Flexible Floodlight	-
Charger/Batteries	30 Minute Charger / (2) 18V Compact Li-Ion
Includes	-



12V MAX* COMBO KITS



12V MAX* Cordless Li-Ion Drill/Driver / Impact Driver Combo Kit



12V MAX* Cordless Li-Ion Screwdriver / Impact Driver Combo Kit

SPECIFICATIONS	DCK211S2	DCK210S2
Volts	12V MAX*	12V MAX*
Drill/Driver	DCD710	
Impact Driver	DCF815	DCF815
Screwdriver	-	DCF610
Charger/Batteries	1 Hour Charger / (2) 18V XRP™	Fast Charger / (2) 12V MAX* Li-Ion
Includes	1 bit tip and (2) belt hooks	2 belt hooks and bit tips

CHARGER/RADIO



Worksite Charger/Radio

SPECIFICATIONS	DC012
Power Source	7.2V to 18V Battery
AM/FM Digital Tuner	Yes
Auxiliary Port	Yes
Charges batteries	NiCd & Li-Ion
Weight	14.25 lbs
	Does not work with 12V MAX* and 20V MAX* batteries

XRP™ LITHIUM ION

No Memory & Virtually No Self Discharge

For maximum productivity & less downtime



DeWALT Exclusive Lithium Ion Cells

Offer longer battery life & durability

DeWALT's XRP™ Lithium Ion Batteries Are Protected By a DeWALT Designed Electronics Package That:

- Monitors the cells to ensure each cell is operating at its fullest capacity
- Communicates to the charger to let it know when to stop charging
- Protects the cells from abusive conditions

The electronics are designed to ensure the longest life and maximum power output by the pack during use.

Lightweight Design

1.5 lbs – same weight as a DeWALT 12V NiCd battery

RECHARGES

2X MORE Recharges

WEIGHT

One lb Lighter

SYSTEM

18V XRP™ Lithium Ion Battery Works with All Your 18V DEWALT Tools.



XRP™ LITHIUM ION BATTERY ALSO AVAILABLE IN 14.4V



DCB200
20V MAX* (3.0Ah)



DCB201
20V MAX* (1.5Ah)



DCB120
12V MAX*



12V MAX*
Fast Charger



12V MAX* - 20V MAX*
Lithium Ion Battery Charger



12V MAX* - 20V MAX*
Lithium Ion Battery Charger



12V MAX* - 20V MAX* & 7.2V -18V
Dual System, Dual Port Charger

12V & 20V MAX* CHARGERS

SPECIFICATIONS		DCB100	DCB101	DCB119	DCB103
DCB120	12V MAX*	40	30	45	45
DCB200	20V MAX*	X	60	90	60
DCB200-2	20V MAX*	X	60	90	60
DCB201	20V MAX*	X	30	45	30
DCB201-2	20V MAX*	X	30	45	30



DC9091
14.4V



DC9360
36V



DC9144
14.4V



DW0242
24V



DC9071
12V



DC9096
18V



DW9061
9.6V



DC9180
18V



DW9057
7.2V

BATTERIES / CHARGERS

X=Not Compatible

SPECS	DW9117 15 Minute Charger	DW0246 1 Hour Fan Cooled Charger	DW0249 1 Hour Fan Cooled Vehicle Charger	DC9000 1 Hour Charger	DC9310 NiCd/NiMH/Li-Ion 1 Hour Charger	DC9319 1 Hour Vehicle Charger	DC9320 Dual Port 1 Hour Charger	DC012 Worksite Charger/Radio	DCB103 12V MAX* - 20V MAX* & 7.2V -18V Dual System, Dual Port Charger
DC9360	36V	X	X	X	60	X	X	X	X
DW0242	24V	X	60	X	X	X	X	X	X
DC9096	18V	20	X	X	60	60	60	60	60
DC9180	18V	X	X	X	60	60	60	60	60
DC9144	14.4V	X	X	X	60	60	60	60	60
DC9091	14.4V	20	X	X	60	60	60	60	60
DC9071	12V	20	X	X	60	60	60	60	60
DW9061	9.6V	15	X	X	45	45	45	45	45
DW9057	7.2V	12	X	X	30	30	30	30	30

1. IS IT BETTER FOR DeWALT[®] BATTERIES TO BE COMPLETELY DISCHARGED BEFORE CHARGING?

No. Just the opposite. You should stop using a battery as soon as you feel a substantial decrease in power from the tool. Completely running down a battery may damage it. ***Do not tape the trigger to run down the battery.***

2. WHAT IS MEMORY, AND DO DeWALT BATTERIES HAVE IT?

Memory is one of many conditions which causes a loss of run-time. Memory is created from repetitive light use in the exact same application (i.e. Cordless Phones, Video Cameras, Electric Shavers, etc.) Our products rarely see light use or the exact same loads, due to variability from the user, the accessory size, as well as the material. The same variability which causes different run-times prevents our cells from developing memory. Power tools are considered high-drain applications. Memory typically develops in lower-drain rate applications, such as cordless phones, laptops, etc..., because the rate at which the battery is draining is continuously the same. Power tools draw higher currents and have sporadic drain rates minimizing the opportunity for the battery to develop a memory.

3. DOES IT HURT DeWALT BATTERIES TO LEAVE THEM IN THE CHARGER?

No. The DeWALT chargers have a maintenance mode which allows batteries to remain in the charger, maintaining a fully charged pack until the user is ready to work. If DeWALT NiCd batteries are stored outside of the charger, they will discharge naturally, 15-20% the first 24 hours, 7-10% the next day, and about 1% every day thereafter. NiCd batteries lose the bulk of the capacity when outside of the charger in the first 3 days. In fact, it is better for the battery to leave it in the charger to be sure it goes through Equalization and Maintenance Modes.

One of the benefits of DeWALT XRP™ Lithium Ion batteries is that they have limited self discharge. Storing DeWALT Lithium Ion batteries outside of the charger will not result in loss of charge.

4. WHAT CAN I DO TO IMPROVE THE RUN-TIME OF MY BATTERY?

If no permanent damage has been done to your battery, you may be able to improve its run-time. The correct procedure for charging your batteries is as follows:

1. Discharge the battery under normal use. Remove the battery, once you feel a loss of power from the tool. ***Do not tape the trigger ON.***
2. Let the battery sit out of the charger for a least 2 hours until the battery is at room temperature.
3. Place the battery in the charger overnight to allow for a full charge on each individual cell (A minimum of 8 hours at room temperature).

If there is no difference in run-time, there is either permanent damage or the battery has reached the end of its usable life. In either case, the battery should be replaced.

5. DOES THE OUTSIDE TEMPERATURE AFFECT BATTERIES? HOW?

Yes. If the batteries are too hot (105°F or higher) or too cold (below 40°F), the batteries will not take a full charge. Attempting to charge batteries outside the 40°F-105°F range can result in a permanent loss of run-time. When batteries are being charged and discharged, a chemical reaction is taking place, and if it is too hot or cold the chemical reaction is disturbed causing a loss of run-time.

6. CAN THE DeWALT CHARGER BE USED WITH A GENERATOR?

Yes. All DeWALT chargers, excluding the DW9106, have been designed to handle the variations in voltage and current delivered by generators.


7. SHOULD ANY SPECIAL PRECAUTIONS BE TAKEN WHEN TRANSPORTING OR TRAVELING WITH BATTERIES?

Transporting batteries can possibly cause fires if the battery terminals inadvertently come in contact with conductive materials such as keys, coins, hand tools and the like. The U.S. Department of Transportation Hazardous Material Regulations (HMR) actually prohibit transporting batteries in commerce or on airplanes (i.e. packed in suitcases and carryon luggage) UNLESS they are properly protected from short circuits. So anytime you transport individual batteries, make sure that the battery terminals are protected and well insulated from materials that could contact them and cause a short circuit. For more information consult the U.S. DOT website www.dot.gov.

8. WHAT SHOULD BE DONE WITH BATTERIES ONCE THEY HAVE GONE BAD?

RECYCLE THEM. DeWALT is an active participant with RBRC (Rechargeable Battery Recycling Corporation), the organization which is the international leader in the collection, transportation and recycling of NiCd cells. Old batteries should be disposed of at DeWALT Service Centers. For more information call 1-800-8-BATTERY or 1-800-8-228-8379.





CORDED POWER TOOLS



RECIPROCATING SAWS



SPECIFICATIONS	DW311K	DW310K	DW304PK
Amps	13.0 Amps	12.0 Amps	10.0 Amps
Strokes/Min	0-2,700 spm	0-2,700 spm	0-2,800 spm
Stroke Length	1-1/8"	1-1/8"	1-1/8"
Keyless Blade Clamp	Twist	Twist	Lever
4-Position Blade Clamp	No	No	Yes
Adjustable Shoe	Yes	Yes	Fixed
Variable-Speed Trigger	Yes	Yes	Yes
Variable-Speed Dial	Yes	No	No
Orbital Action	Yes	No	No
Anti-Slip Comfort Grip	Yes	No	No

CIRCULAR SAWS



SPECIFICATIONS	DW384	DW364	DW369CSK	DW368	DWS535/ DWS535T
Amps	15.0 Amps	15.0 Amps	15.0 Amps	15.0 Amps	15.0 Amps
Max Watts Out	2,075 W	2,075 W	2,200 W	2,200 W	2,100 W
No Load Speed	5,800 rpm	5,800 rpm	5,800 rpm	5,800 rpm	4,800 rpm
Bevel Capacity	50°	50°	56°	56°	53°
Bevel Stops	N/A	N/A	45° / 22.5°	45° / 22.5°	45° / 22.5°
Rear Pivot	Yes	Yes	N/A	N/A	No
Electric Brake	Yes	Yes	Yes	N/A	No
Blade Diameter	8-1/4"	7-1/4"	7-1/4"	7-1/4"	7-1/4"
Depth Of Cut At 90°	2-15/16"	2-7/16"	2-3/8"	2-3/8"	2-7/16"
Depth Of Cut At 45°	2-1/4"	1-7/8"	1-3/4"	1-3/4"	1-7/8"

JIG SAWS



SPECIFICATIONS	DW331K	DW317K
Amps	6.5 Amps	5.5 Amps
Strokes/Min	500-3,100 spm	0-3,100 spm
Stroke Length	1"	1"
Keyless Blade Clamp	Yes	Yes
Dust Blower	Yes	N/A
Orbital Action	4-position	4-position
Tool Weight	6.4 lbs	6.2 lbs



SCROLL SAWS



SPECIFICATIONS	DW788	DW7880	DW7881
Amps	1.3 Amps		
Strokes/Min	400-1,750 spm		
Stroke Length	3/4"		
Depth of Cut (inches)	2"		
Tool Weight	56 lbs		

TILE SAW



10" Wet Tile Saw

10" Wet Tile Saw with Stand

Wet Tile Saw Stand

SPECIFICATIONS	D24000	D24000S	D240001
Amps	15.0 Amps		
Blade Diameter	10"		
Max Rip Capacity	24" Tile		
Diagonal Cut Capacity	18" Tile		
Plunge Feature	Yes		
Max. Depth of Cut	3-1/8"		
Integrated 45° Miter	Yes		
Integrated 22.5° Miter	Yes		
Length	34"		
Tool Weight	69 lbs		



HANDHELD TILE SAW



4-3/8" Wet/Dry Handheld Tile Saw

SPECIFICATIONS	DWC860W
Amps	10.8 Amps
Bevel Capacity	45°
rpm	13,000 rpm
Arbor Size	20 mm
Tool Weight	6.6 lbs

TABLE SAWS

10" Compact Job Site Table Saw with Site-Pro™ Modular Guarding System

10" Job Site Table Saw with Site-Pro™ Modular Guarding System

10" Compact Job Site Table Saw w/ Rolling Stand

Rolling Table Saw Stand

SPECIFICATIONS	DW745	DW744X	DW744XRS	DW7440RS
Amps	15.0 Amps	15.0 Amps		
No Load Speed	3,850 rpm	3,650 rpm		
Blade Diameter	10"	10"		
Arbor Size	5/8"	5/8"		
Dust Port Diameter	2-1/2"	2-1/4"		
Depth of Cut at 90°	3-1/8"	3-1/8"		
Depth of Cut at 45°	2-1/4"	2-1/4"		
Max Rip to Right of Blade	20"	24-1/2"		
Max Rip to Left of Blade	12"	15-1/2"		
Max Width of Dado	N/A	13/16"		



PORTABLE TABLE SAW ATTACHMENTS

DW7440 ^f – Portable Table Saw Stand for DW744	DW7444 – Dado Throat Plate for DW744
DW7441 – Out feed and Side Support	DW7450 ^f – Table Saw Stand for DW745
DW7442 – Thick Kerf Riving Knife for DW744	DW7452 – Thick Kerf Riving Knife for DW745

^fAvailable through service only

TRACK SAWS



6-1/2" (165mm) TrackSaw™ Kit

TrackSaw™ Kit with 59" and 102" Tracks

TrackSaw™ Kit with 102" Track

TrackSaw™ Kit with 59" Track

SPECIFICATIONS	DWS520K	DWS520CK	DWS520LK	DWS520SK
Power	12.0 Amp, 1300 W			
No Load Speed	1,750 - 4,000 rpm			
Blade Diameter	6-1/2" (165mm)			
Bevel Capacity	47°			
Max. Cut at 90°	2-1/8"			
Max. Cut at 45°	1-5/8"			
Weight	11.5 lbs			



TRACKSAW ATTACHMENTS

DW5240 – Precision ground woodworking blade for TrackSaw™ System - 40T	DWS5023 – 102" TrackSaw™ Track	DWS5030 – TrackSaw™ Replacement Glide Strip
DW5258 – Precision ground woodworking blade for TrackSaw™ System - 48T	DWS5025 – TrackSaw™ Track Bag	DWS5031 – TrackSaw™ Router Adapter
DWS5020 – 46" TrackSaw™ Track	DWS5026 – TrackSaw™ Track Clamps	DWS5032 – TrackSaw™ Replacement Friction Strip
DWS5022 – 59" TrackSaw™ Track	DWS5029 – TrackSaw™ Replacement Zero-clearance Anti Splinter Strip	

MITER SAWS



12" (305mm) Double Bevel Sliding Compound Miter Saw



12" (305mm) Double Bevel Sliding Compound Miter Saw



10" (254mm) Double Bevel Sliding Compound Miter Saw

SPECIFICATIONS	DWS780	DW718	DW717
Amps	15.0 Amps	15.0 Amps	15.0 Amps
No Load Speed	3,800 rpm	3,600 rpm	4,000 rpm
Blade Diameter	12"	12"	10"
Arbor Size	5/8" or 1"	5/8" or 1"	5/8"
Vertical Capacity	6-3/4"	6-1/2"	6" Left - 3-1/2" Right"
Vertically Nested Capacity	7-1/2"	6-5/8"	6 1/4"
Horizontal Capacity (MAX with back fence)	16"	16"	14"



12" (305mm) Double Bevel Compound Miter Saw



12" (305mm) Single Bevel Compound Miter Saw



10" (254mm) Single Bevel Miter Saw



8-1/2" (216mm) Single Bevel Sliding Compound Miter Saw

SPECIFICATIONS	DW716	DW715	DW713	DW712
Amps	15.0 Amps	15.0 Amps	15.0 Amps	15.0 Amps
No Load Speed	3,600 rpm	4,000 rpm	5,000 rpm	5,400 rpm
Blade Diameter	12"	12"	10"	8-1/2"
Arbor Size	5/8" or 1"	5/8" or 1"	5/8"	5/8"
Vertical Capacity	6-1/2"	6-1/2"	3-1/2"	3-1/4"
Vertically Nested Capacity	6-5/8"	5-1/4"	4-1/2"	3-1/2"
Horizontal Capacity	8" (10" with back fence)	8"	6"	11.8"

MITER SAW STANDS

Heavy Duty Miter Saw Stand

Compact Miter Saw Stand

Heavy Duty Work Stand

Heavy Duty Work Stand with Miter Saw Mounting Brackets

Rolling Miter Saw Stand

SPECIFICATIONS	DWX723	DWX724	DWX725	DWX725B	DWX726
Support Width	Up to 150"	Up to 100"	Up to 36"	Up to 36"	Up to 96"
Max. Capacity	500 lbs	500 lbs	1,000 lbs	1,000 lbs	300 lbs
Unit Weight	35 lbs	30 lbs	15.4 lbs	17.1 lbs	67 lbs

MITER SAW/STAND ATTACHMENTS	
DW7026 – Miter Saw Stand Carry Strap	DW7055 – Miter Saw Replacement Kerf Plate (for DW703, DW705S, DW706, DW715 & DW716)
DW7027 – Wide Roller Material Support	DW7080† – Extension Kit (for DW703, DW706, DW708, DW712, DW713, DW715, DW716, DW717 & DW718)
DW7028 – Miter Saw Stand Extension Support	DW7082 – Vertical Clamp (for DW703, DW706, DW708, DW712, DW713, DW715, DW716, DW717 & DW718)
DW7029 – Wide Miter Saw Stand Material Support and Stop	DW7084 – Crown Stops (for DW703, DW706, DW708, DW712, DW713, DW715, DW716, DW717 & DW718)
DW7051 – Length Stop (for all DeWALT Miter Saws)	DW7231 – Miter Saw Workstation Tool Mounting Brackets (for DW723)
DW7053 – Dust Bag (for all DeWALT Miter Saws)	DW7232 – Miter Saw Workstation Work Piece Support and Length Stop (for DW723)
	For use with the DW705 only
	DW7050† – Extension Kit
	DW7052† – Material Clamp
	DW7054† – Crown Stops

*Available through service only

SCREWDRIVERS



5,300 rpm
High Speed VSR
Drywall Scrugun



4,000 rpm
Lightweight VSR
Drywall Scrugun



4,000 rpm
Heavy-Duty VSR
Drywall Scrugun



2,500 rpm
VSR All-Purpose
Scrugun

SPECIFICATIONS	DW255	DW252	DW272/W/WT	DW257
Amps	6.0 Amps	6.0 Amps	6.3 Amps	6.2 Amps
No Load Speed	0-5,300 rpm	0-4,000 rpm	0-4,000 rpm	0-2,500 rpm
Clutch	Standard	Standard	Standard	Standard
Torque	60 in-lbs	60 in-lbs	81 in-lbs	132 in-lbs
Max Fastener Size	#8	#8	#8	#12
Tool Weight	2.9 lbs	2.8 lbs	3.1 lbs	3.5 lbs

W = 50 ft. cord
WT = 50 ft. twist lock cord



2,500 rpm
Heavy-Duty VSR
All-Purpose Scrugun



2,500 rpm
VSR Depth-Sensitive
TEKS[®] Scrugun



2,500 rpm
Lightweight VSR All-Purpose
Scrugun with Kit Box



2,000 rpm
VSR VERSA-CLUTCH[™]
Scrugun

SPECIFICATIONS	DW276	DW266	DW260K	DW267
Amps	6.5 Amps	6.5 Amps	6.2 Amps	6.5 Amps
No Load Speed	0-2,500 rpm	0-2,500 rpm	0-2,500 rpm	0-2,000 rpm
Clutch	Standard	Standard	Standard	VERSA-CLUTCH [™] System
Torque	132 in-lbs	132 in-lbs	132 in-lbs	164 in-lbs
Max Fastener Size	#14	#14	#12	#14
Tool Weight	3.6 lbs	3.5 lbs	3.2 lbs	3.7 lbs

1/4", 5/16", 3/8" Nut Setters,
3 Locators and Kit Box



2,500 rpm
VSR VERSA-CLUTCH[™]
Scrugun



1,000 rpm
VSR VERSA-CLUTCH[™]
Scrugun



2,500 rpm
VSR Positive-Clutch Scrugun
with 1/4" Bit Holder



2,500 rpm
VSR Positive-Clutch Scrugun
with Threaded Clutch Housing

SPECIFICATIONS	DW268	DW269	DW281	DW284
Amps	6.5 Amps	6.5 Amps	6.5 Amps	6.5 Amps
No Load Speed	0-2,500 rpm	0-1,000 rpm	0-2,500 rpm	0-2,500 rpm
Clutch	VERSA-CLUTCH [™] System	VERSA-CLUTCH [™] System	Positive	Positive
Torque	132 in-lbs	344 in-lbs	132 in-lbs	132 in-lbs
Max Fastener Size	#14	#14	#14	#14
Tool Weight	3.7 lbs	3.7 lbs	3.4 lbs	3.3 lbs

IMPACT WRENCHES



1/2" Impact Wrench 1/2" Impact Wrench 3/4" Impact Wrench 3/4" Impact Wrench

SPECIFICATIONS	DW292/K	DW293	DW294	DW297
Amps	7.5 Amps	7.5 Amps	7.5 Amps	7.5 Amps
No Load Speed	2,100 rpm	2,100 rpm	2,100 rpm	1,600 rpm
Max. Torque	345 ft-lbs	345 ft-lbs	345 ft-lbs	434 ft-lbs
Impacts/Min	2,700 ipm	2,700 ipm	2,700 ipm	1,800 ipm
Anvil Type	Detent Pin	Hog Ring	Detent Pin	Detent Pin
Tool Length	11-1/4"	11-1/4"	11-1/4"	13"
Tool Weight	7.0 lbs	7.0 lbs	7.0 lbs	11.0 lbs

CUT-OUT TOOL



Cut-Out Tool

SPECIFICATIONS	DW660
Amps	5.0 Amps
No Load Speed	30,000 rpm
Collet Diameter	1/8", 1/4"
Adjustable Guide	Yes
Spindle Lock	Yes
Tool Length	10"
Tool Weight	3.2 lbs

3/8" VSR DRILLS



3/8" VSR Mid-Handle Drill Kit with Keyless Chuck 3/8" VSR Pistol Grip Drill with Keyless Chuck 3/8" VSR Pistol Grip Drill Kit with Keyless Chuck 3/8" VSR Drill 3/8" VSR Drill 3/8" VSR Drill with Keyless Chuck

SPECIFICATIONS	DWD115K	DWD112	DWD110K	D21002	DW223G	DW222
Chuck Size	3/8"	3/8"	3/8"	3/8"	3/8"	3/8"
Keyless Chuck	Yes	Yes	Yes	N/A	No	Yes
Amps	8.0 Amps	8.0 Amps	8.0 Amps	6.0 Amps	7.0 Amps	6.7 Amps
No Load Speed	0-2,500 rpm	0-2,500 rpm	0-2,500 rpm	0-2,500 rpm	0-1,200 rpm	0-1,200 rpm
Max Watts Out	650 W	650 W	650 W	480 W	560 W	520 W
Capacity In Wood (Spade Bit)	1"	1"	1"	1"	1-1/4"	1-1/4"
Capacity In Wood (Hole Saw)	1-1/8"	1-1/8"	1-1/8"	1-1/8"	2-1/8"	2-1/8"
Capacity In Steel (Twist Bit)	3/8"	3/8"	3/8"	3/8"	3/8"	3/8"
Tool Weight	4.1 lbs	4.1 lbs	4.1 lbs	3.2 lbs	3.6 lbs	3.3 lbs

DWD115K



VSR DRILLS



1/4" VSR Drill



3/8" VSR Right Angle Drill

SPECIFICATIONS	DW217	DW160V
Chuck Size	1/4"	3/8"
Amps	6.7 Amps	4.0 Amps
No Load Speed	0-4,000 rpm	0-1,200 rpm
Max Watts Out	510 W	200 W
Keyless Chuck	No	No
Capacity In Wood (Spade Bit)	3/4"	1-1/8"
Capacity In Wood (Hole Saw)	N/A	1-1/8"
Capacity In Steel (Twist Bit)	1/4"	3/8"
Tool Weight	3.2 lbs	3.75 lbs

1/2" VSR DRILLS



1/2" VSR Mid-Handle Grip Drill with Keyless Chuck



1/2" VSR Pistol Grip Drill



1/2" VSR Drill with Keyless Chuck



1/2" VSR Drill



1/2" VSR Drill

SPECIFICATIONS	DWD215G	DWD210G	DW246	DW245	DW235G
Chuck Size	1/2"	1/2"	1/2"	1/2"	1/2"
Amps	10.0 Amps	10.0 Amps	7.8 Amps	7.8 Amps	7.8 Amps
No Load Speed	0-1,200 rpm	0-1,200 rpm	0-600 rpm	0-600 rpm	0-850 rpm
Max Watts Out	980 W	980 W	600 W	600 W	600 W
Keyless Chuck	Yes	No	Yes	No	No
Capacity In Wood (Spade Bit)	1-1/2"	1-1/2"	1-1/2"	1-1/2"	1-1/2"
Capacity In Wood (Auger Bit)	1-1/2"	1-1/2"	1-1/2"	1-1/2"	1-1/8"
Capacity In Steel (Twist Bit)	1/2"	1/2"	1/2"	1/2"	1/2"
Capacity In Steel (Hole Saw)	2"	2"	2-3/4"	2-3/4"	2"
Tool Weight	5.2 lbs	4.9 lbs	4.4 lbs	4.4 lbs	4.2 lbs

DWD460



Mechanical Clutch
In low speed for increased gear protection

Powerful 11.0 Amp Motor
For increased performance in heavy-duty applications

Anti-slip Comfort Grip on Gear Casing & Handle
Provides additional comfort

Variable Speed Trigger
Gives user increased control when starting a hole

Multi-Position Adjustable Bail Handle
Provides maximum leverage and control

Improved Chuck Jaws
Protects flat shank bits and holds them more securely

0-330/0-1,300 rpm
To match rpm/torque requirements to a variety of applications

BIND-UP CONTROL®
STALL-SENSING TECHNOLOGY
Bind-Up Control®
Stall sensing technology that provides increased user control

Knuckle Guard
Provides increased hand protection



1/2" VSR Pistol Grip Drill with E-Clutch Anti-Lock Control



1/2" VSR Drill with Anti-Lock Control

ELECTRONIC CLUTCH DRILLS

SPECIFICATIONS	DWD220	DW249
Chuck Size	1/2"	1/2"
Amps	10.5 Amps	7.8 Amps
No Load Speed	0-1,200 rpm	0-600 rpm
Max Watts Out	1100 W	600 W
Keyless Chuck	No	No
E-Clutch	Yes	Yes
Capacity In Wood (Spade Bit)	1-1/2"	1-1/2"
Capacity In Wood (Auger Bit)	1-1/2"	1-1/2"
Capacity In Steel (Twist Bit)	1/2"	1/2"
Capacity In Steel (Hole Saw)	2"	2-3/4"
Tool Weight	4.9 lbs	4.5 lbs

1/2" SPECIALTY DRILLS



1/2" VSR Stud & Joist Drill w/ Clutch and Bind-Up Control®



1/2" Stud & Joist Drill



1/2" Right Angle Drill Kit



1/2" Spade Handle Drill



1/2" End Handle Drill

SPECIFICATIONS	DWD460/K	DW124/K	DW120K	DW130V	DW140
Chuck Size	1/2"	1/2"	1/2"	1/2"	1/2"
Amps	11.0 Amps	11.5 Amps	7.0 Amps	9.0 Amps	7.0 Amps
No Load Speed	0-330/0-1,300 rpm	300/1,200 rpm	400/600/900 rpm	0-550 rpm	600 rpm
Max Watts Out	1015 W	850 W	580 W	600 W	580 W
Kit Box	No/Yes	No/Yes	Yes	No	No
Mechanical Clutch	Yes and Bind-Up Control®	Yes	No	No	No
Capacity In Wood (Auger Bit)	1-1/2"	1-1/2"	1-1/2"	1-1/2"	1-1/2"
Capacity In Steel (Twist Bit)	1/2"	1/2"	1/2"	1/2"	1/2"
Capacity In Steel (Hole Saw)	5"	5"	5"	3"	1-1/2"
Tool Weight	11.75 lbs	13.5 lbs	9.75 lbs	7.5 lbs	7.0 lbs

HAMMER DRILLS



1/2" VSR Dual Range Hammerdrill



1/2" VSR Single Speed Hammerdrill



1/2" VSR Pistol Grip Hammerdrill



1/2" VSR Pistol Grip Hammerdrill Kit



1/2" VSR Mid-Handle Grip Hammerdrill Kit

SPECIFICATIONS	DW505	DW511	DWD520	DWD520K	DWD525K
Amps	7.8 Amps	7.8 Amps	10.0 Amps	10.0 Amps	10.0 Amps
Max Watts Out	650 W	650 W	980 W	980 W	980 W
No Load Speed	0-1,100 / 0-2,700 rpm	0-2,700 rpm	0-1,200 / 0-3,500 rpm	0-1,200 / 0-3,500 rpm	0-1,200 / 0-3,500 rpm
Blows/Min	0-19,000 / 0-46,000 bpm	0-46,000 bpm	0-56,000 bpm	0-56,000 bpm	0-56,000 bpm
Capacity In Steel	1/2"	1/2"	1/2"	1/2"	1/2"
Capacity In Wood	1-1/2"	1-1/4"	1-1/2"	1-1/2"	1-1/2"
Concrete Optimum	5/32" - 3/8"	5/32" - 3/8"	5/32" - 7/16"	5/32" - 7/16"	5/32" - 7/16"
Kit Box	No	No	No	Yes	Yes
Tool Length	13"	11-1/2"	14"	14"	13"
Tool Weight	4.8 lbs	4.3 lbs	6.0 lbs	6.0 lbs	6.0 lbs



18V 7/8" (22mm) Cordless SDS Hammer Kit



20V MAX* Lithium Ion 3 Mode SDS Rotary Hammer Kit (3.0 Ah)



24V 7/8" (22mm) Cordless SDS Hammer Kit

CORDLESS SDS ROTARY HAMMERS

SPECIFICATIONS	DC212KA	DCH213L2	DC223KA
Volts	18V	20V MAX*	24V
Chuck Type	SDS Plus	SDS Plus	SDS Plus
No Load Speed	0-1,100 rpm	0-1,100 rpm	0-1,100 rpm
Blows/Min	0-4,100 bpm	0-4,100 bpm	0-4,100 bpm
Impact Energy	1.7 ft-lbs	1.7 ft-lbs	1.7 ft-lbs
Vibration Measurement	8.0 m/s ²	6.9 m/s ²	9.0 m/s ²
Vibration Control	Yes - SHOCKS™	Yes - SHOCKS™	Yes - SHOCKS™
Chipping	No	Yes	Yes
Concrete Optimum	5/32 - 1/2"	5/32 - 1/2"	5/32 - 1/2"
Weight	7.6 lbs	6.4 lbs	8.4 lbs
Charger/Batteries	1 Hour Charger / (2) 18V XRP™	Fast charger / (2) 20V MAX* (3.0 Ah)	1 Hour Charger / (2) 24V
Includes	360° side handle with depth rod	360° side handle with depth rod	360° side handle with depth rod
Also available	DC212KL (with 1 Hour Charger (2) 18V XRP™ Li-Ion); DC212B (Tool Only)	-	DC223KL (with 1 Hour Charger (2) 36V batteries); DC223KLDH (with 1 Hour Charger / (2) 36V batteries, D25302DH Dust extraction system)



7/8" Pistol Grip SDS Rotary Hammerdrill



7/8" D-Handle SDS Rotary Hammerdrill



1" Pistol Grip 3-Mode SDS Rotary Hammerdrill



1" D-Handle 3-Mode SDS Hammerdrill



1" D-Handle SDS Rotary Hammerdrill

SDS ROTARY HAMMERS

SPECIFICATIONS	D25012K	D25023K	D25123K	D25213K	D25223K
Optimal Concrete Drilling	5/32" - 1/2"	5/32" - 1/2"	5/32" - 5/8"	5/32" - 5/8"	5/32" - 5/8"
Amps	6.0 Amps	6.9 Amps	8.0 Amps	8.0 Amps	8.0 Amps
Impact Energy	1.8 ft-lbs	1.8 ft-lbs	2.5 ft-lbs	2.5 ft-lbs	2.5 ft-lbs
Vibration Control	No	No	No	No	Yes - SHOCKS®
No Load Speed	0-1,550 rpm	0-1,550 rpm	0-1,150 rpm	0-1,150 rpm	0-1,150 rpm
Blows/Min	0-4,150 bpm	0-4,550 bpm	0-4,300 bpm	0-4,300 bpm	0-4,300 bpm
Vibration Measurement	11.0 m/s ²	13.2 m/s ²	17.8 m/s ²	21.0 m/s ²	10.0 m/s ²
Chipping	No	Yes	Yes	Yes	Yes
Clutch	Yes	Yes	Yes	Yes	Yes
Tool Length	13.2"	16.2"	14.2"	16.6"	17.7"
Tool Weight	5.2 lbs	5.5 lbs	5.7 lbs	6.1 lbs	7.0 lbs
Warranty - Service Contract	1 Yr.	1 Yr.	1 Yr.	1 Yr.	2 Yr.

SDS ROTARY HAMMERS



1" L-Shape SDS Rotary Hammer Kit



1" L-Shape SDS Rotary Hammer Kit



1" L-Shape SDS Rotary Hammer Kit with Quick Change Chuck



1-1/8" SDS Hammer Kit

SPECIFICATIONS	D25313K	D25323K	D25324K	D25404K
Optimal Concrete Drilling	5/32"- 5/8"	5/32"- 5/8"	5/32"- 5/8"	1-1/8"
Amps	8.0 Amps	8.0 Amps	8.0 Amps	8.3 Amps
Impact Energy	2.5 ft-lbs	2.5 ft-lbs	2.5 ft-lbs	3.34 ft-lbs
Vibration Control	No	Yes - SHOCKS [®]	Yes - SHOCKS [®]	No
No Load Speed	0-1,150 rpm	0-1,150 rpm	0-1,150 rpm	0-730 rpm
Blows/Min	0-4,300 bpm	0-4,300 bpm	0-4,300 bpm	0-4,100 bpm
Vibration Measurement	18.0 m/s ²	10.5 m/s ²	10.5 m/s ²	14.5 m/s ²
Chipping	Yes	Yes	Yes	Yes
Clutch	Yes	Yes	Yes	Yes
Tool Length	11.5"	12.1"	12.4"	15.25"
Tool Weight	6.5 lbs	7.5 lbs	7.8 lbs	10.75 lbs
Warranty - Service Contract	1 Yr.	2 Yr.	2 Yr.	1 Yr.

DUST SOLUTIONS



PAGE 33

SDS MAX ROTARY HAMMERS



1-9/16" SDS Max Combination Hammer Kit



1-3/4" SDS Max Combination Hammer Kit with SHOCKS[®] & CTC[®]



1-7/8" SDS Max Combination Hammer with CTC[®]



2" SDS Max Rotary Hammer Kit

SPECIFICATIONS	D25501K	D25602K	D25712K	D25762K
Optimal Concrete Drilling	3/8"- 1-1/4"	1/2"- 1-3/8"	1"-1-5/8"	1"- 1-3/4"
Amps	12.0 Amps	13.5 Amps	13.0 Amps	15.0 Amps
Impact Energy	8.0 ft-lbs	9.5 ft-lbs	11.7 ft-lbs	15.0 ft-lbs
Vibration Control	No	Yes - SHOCKS [®]	Yes - SHOCKS [®]	Yes - SHOCKS [®]
No Load Speed	490 rpm	210-415 rpm	137-275 rpm	125-250 rpm
Blows/Min	3,300 bpm	1,430-2,840 bpm	1,260-2,520 bpm	1,150-2,304 bpm
Vibration Measurement	18.3 m/s ²	9.1 m/s ²	7.8 m/s ²	9.3 m/s ²
Clutch	Yes	Yes - CTC [®]	Yes - 2 Stage CTC [®]	Yes - 2 Stage CTC [®]
Tool Length	18.6"	18.6"	20.5"	23.0"
Tool Weight	13.55 lbs	15.1 lbs	17.5 lbs	19.2 lbs
Warranty - Service Contract	1 Yr.	2 Yr.	2 Yr.	2 Yr.

SPLINE ROTARY HAMMERS




1-9/16" Spline Combination Hammer Kit



1-3/4" Spline Combination Hammer Kit with CTC[®]

SPECIFICATIONS	D25553K	D25651K
Optimal Concrete Drilling	3/8"- 1-1/4"	1/2"- 1-3/8"
Amps	11.0 Amps	13.5 Amps
Impact Energy	8.0 ft-lbs	9.5 ft-lbs
Vibration Control	No	Yes - SHOCKS [®]
No Load Speed	490 rpm	210-415 rpm
Blows/Min	3,300 bpm	1,430-2,840 bpm
Vibration Measurement	18.3 m/s ²	9.1 m/s ²
Clutch	Yes	Yes - 2 Stage CTC [®]
Tool Length	18.6"	18.6"
Tool Weight	14.0 lbs	15.5 lbs
Warranty - Service Contract	1 Yr.	2 Yr.



CHIPPING HAMMERS



Compact SDS Chipping Hammer



SDS Max Chipping Hammer Kit



Spline Chipping Hammer Kit



SDS Max Chipping Hammer Kit

SPECIFICATIONS	D25330K	D25831K	D25851K	D25891K
Amps	8.0 Amps	13.5 Amps	13.5 Amps	15.0 Amps
Impact Energy	2.5 ft-lbs	9.5 ft-lbs	9.5 ft-lbs	15.0 ft-lbs
Vibration Control	No	Yes - SHOCKS®	Yes - SHOCKS®	Yes
Vibration Measurement	17.0 m/s ²	8.3 m/s ²	8.3 m/s ²	12.4 m/s ²
Blows/Min	0-4,100 bpm	1,430-2,840 bpm	1,430-2,840 bpm	1,152-2,304 bpm
Variable Impact Control Dial	No	7 Settings	7 Settings	8 Settings
Chisel Rotation	Yes	Yes - Manual	Yes - Manual	Yes
Tool Length	11.5"	18.6"	18.6"	23.0"
Tool Weight	6.5 lbs	13.6 lbs	14.0 lbs	19 lbs
Warranty - Service Contract	1 Yr.	2 Yr.	2 Yr.	2 Yr.

DEMOLITION HAMMERS



SDS Max Demolition Hammer



SDS Max Demolition Hammer Kit



3/4" Hex Demolition Hammer Kit



40 lb. Demolition Hammer

SPECIFICATIONS	D25899K	D25901K	D25941K	D25960K
Amps	14.0 Amps	14.0 Amps	15.0 Amps	15.0 Amps
Impact Energy	18.5 ft-lbs	3.7 - 18.5 ft-lbs	22.0 ft-lbs	30.0 ft-lbs
Vibration Control	No	Yes - SHOCKS®	Yes - SHOCKS®	Yes - SHOCKS®
Vibration Measurement	11.5 m/s ²	8.0 m/s ²	9.0 m/s ²	6.8 m/s ²
Blows/Min	2,040 bpm	1,020-2,040 bpm	1,620 bpm	1,460 bpm
Variable Impact Control Dial	19 Settings	Yes	No	No
Chisel Rotation	One-step, 12 Positions	One-step, 12 Positions	One-step, 12 Positions	No
Tool Length	25.8"	26.8"	29.7"	30.0"
Tool Weight	21.2 lbs	23.4 lbs	27.2 lbs	40.5 lbs
Warranty - Service Contract	1 Yr.	2 Yr	2 Yr	2 Yr
Bit Type	SDS Max	SDS Max	3/4" Hex	1-1/8"

PAVEMENT BREAKER




Pavement Breaker



68 lb. Pavement Breaker with Wheel Cart

Hammer Truck and Steel

SPECIFICATIONS	D25980	D25980K	D259803
Amps	15.0 Amps	15.0 Amps	
Impact Energy	61.0 ft-lbs	61.0 ft-lbs	
Blows/Min	900 bpm	900 bpm	
Vibration Control	Yes - SHOCKS®	Yes - SHOCKS®	
Vibration Measurement	4.8 m/s ²	4.8 m/s ²	
Tool Length	30.75"	30.75"	
Tool Weight	68.3 lbs	68.3 lbs	
Hand Truck	Multipurpose	Multipurpose	
Warranty - Service Contract	2 Yr	2 Yr	



DUST EXTRACTION FOR LARGE ROTARY HAMMERS



Large Hammer Dust Extraction - Hole Cleaning



Large Hammer Dust Extraction - Demolition



Large Hammer Dust Extraction - Chiseling

SPECIFICATIONS	DWH050K	DWH052K	DWH053K
Application	Drilling (up to 2") & Hole Cleaning (3/8" and up)	Chipping	Demolition
Used With	All rotary hammers or hammerdrills	DeWALT Spline, SDS Max, 3/4" Hex Chipping Hammers	1-1/8" Demolition Hammers
Hose Port Inner Diameter	35 mm	35 mm	35 mm
Hose Port Outer Diameter	42 mm	42 mm	42 mm
Compatible with Universal Connector	Yes	Yes	Yes

DUST EXTRACTION FOR SDS ROTARY HAMMERS



Dust Extractor Telescope w/ Hose for SDS Rotary Hammers



Dust Extraction for L-Shape SDS Hammer



Dust Extraction System for 36V SDS Rotary Hammer



36V SDS Rotary Hammer Kit and Dust Extraction System

SPECIFICATIONS	D25301D	D25300DH	D25302DH	DC233KLDH
Built-In Motor	N/A	Yes	Yes	Yes
2-Second Shut-Off Delay	N/A	Yes	Yes	Yes
Separate Vac Required	Yes	No	No	No
Fits DeWALT SDS Hammers	Corded & Cordless except D25404	Corded L-Shape except D25404	Cordless 36V	Includes: 36V SDS Hammer

DUST EXTRACTION FOR GRINDERS



5 5/8" Cutting/Tuck Pointing Shroud



5 5/8" Cutting/Tuck Pointing Shroud Kit



5 5/8" Cutting/Tuck Pointing Shroud Motor



5" Surfacing Shroud Kit



5" Surfacing Shroud

SPECIFICATIONS	DWE46100	DWE46101	DWE46102	DWE46151	DWE46150
Max Wheel Diameter	5 5/8"	5 5/8"	N/A	5"	5"
Hose Port Inner Diameter	35 mm	35 mm	N/A	35 mm	35 mm
Hose Port Outer Diameter	42 mm	42 mm	N/A	42 mm	42 mm
Tool Free Shroud Change	Yes	Yes	N/A	Yes	Yes
Tool Free Accessory Change	Yes	Yes	N/A	Yes	Yes
Includes	-	Universal Connector, DWE46102 grinder with guard and side handle	DWD46102 motor with inverse gear case for use with DWE46100	Universal Connector, D28112 Grinder	-

DUST EXTRACTOR VACUUMS



12 Gallon Dust Extractor with Automatic Filter Clean



10 Gallon Dust Extractor Vacuum with HEPA Filter



10 Gallon Dust Extractor Vacuum

SPECIFICATIONS	D27904	D27905H	D27905
Tank Size	12 gal	10 gal	10 gal
Amps	9.0 Amps	9.0 Amps	9.0 Amps
Max cfm	129 cfm	129 cfm	129 cfm
Water Lift	83"	83"	83"
Size (LxHxW)	12x18x12	12x15x12	12x16x12
Weight	32 lbs	29 lbs	29 lbs
Decibel	72 dBA	72 dBA	72 dBA
Variable-Speed Dial	Yes	Yes	Yes
Power Cord	21 ft.	21 ft.	21 ft.
Hose Diameter	1-1/4"	1-1/4"	1-1/4"
Hose Length	14'	14'	14'
Warranty	1 Yr.	1 Yr.	1 Yr.

TOOLS USED WITH DUST EXTRACTION



PAGE 41

VACUUM ACCESSORIES

D279041 Nano Coated General Purpose	D279042D Plastic Disposal Bag	D279054 Tool Adapter - 1-1/2" O.D. TO 1" O.
D279041H HEPA Filter	D279052 Filter Bag for D27905 - 10 gal	D279058 Crush Proof 1-1/4" Replacement Hose
D279041W Quick Change Wet Filter	D279052F Fleece Filter Bag for D27905 - 10 gal	D279058AS Anti-Static 1-1/4" Replacement Hose
D279042 Filter Bag for D27904- 12 gal	D279053 Tool Adapter - 1-1/2" O.D. TO 2-1/4"	

DUST EXTRACTOR ATTACHMENTS

Beater Bar Floor Brush Kit

D279059B



Dust Extractor 5 Piece Accessory Kit

D279059



DUST EXTRACTOR CONNECTORS



Universal Quick Connector



Tapered Adapter



Tapered Adapter



Tapered Adapter



Tapered Large Diameter Adapter



Angled Adapter

SPECIFICATIONS	DWV9000	DWV9110	DWV9120	DWV9130	DWV9140	DWV9150
Outer Diameter	-	29/35/37 mm	35-38 mm	31 mm	51-60 mm 52 mm (Inner Diameter)	35 mm



Permanent Adapter for 1" OD Port



Tool Adapter



1-1/4" Hose Cord Clip



6 Piece Tool Adapter Combo Kit



Large Hose Adapter

SPECIFICATIONS	DWV9160	DWV9170	D279058CL	DWV9200	DWV9190
Outer Diameter	26 mm	35 mm	-	26/31/35-38 mm	Connects to 2-1/4" Hose O.D. similar to RIDGID Vac or Shop Vac.

SMALL ANGLE GRINDERS



4-1/2" (115mm) Small Angle Grinder



4-1/2" Paddle Switch Grinder (grounded)



4-1/2" (115mm) Small Angle Grinder



4-1/2" Small Angle Grinder w/ No Lock-On



4-1/2" (115mm) Small Angle Grinder

SPECIFICATIONS	D28110	DW802G	D28402	D28402N	D28112
Amps	7.0 AC/DC Amps	9.0 AC/DC Amps	10.0 AC/DC Amps	10.0 AC/DC Amps	10.0 AC/DC Amps
Max Watts Out / Horsepower	800 W / 1.1 HP	1,000 W / 1.3 HP	1,200 W / 1.6 HP	1,200 W / 1.6 HP	1,200 W / 1.6 HP
No Load Speed	11,000 rpm	10,000 rpm	11,000 rpm	11,000 rpm	11,000 rpm
Use Accessories rpm Above	11,000 rpm	10,000 rpm	11,000 rpm	11,000 rpm	11,000 rpm
Spindle Thread	5/8"-11	5/8"-11	5/8"-11	5/8"-11	5/8"-11
Switch Type	Slide	Paddle w/ lock-on	Paddle w/ lock-on	Paddle no lock-on	Slide
Dust Ejection System™	No	No	Yes	Yes	Yes
Tool-Free Flange System	Yes	Yes	Yes	Yes	Yes
Tool Length	10-3/4"	11.5"	11-1/4"	11-1/4"	11-1/4"
Tool Weight	4.1 lbs	5.1 lbs	4.6 lbs	4.6 lbs	4.6 lbs

HIGH PERFORMANCE SMALL ANGLE TRIGGER GRIP



5" / 6" HP Grinder w/ Trigger Grip



5" / 6" HP Grinder w/ No-Lock On Trigger Grip



4-1/2" / 5" HP Grinder w/ Trigger Grip



4-1/2" / 5" HP Grinder w/ No-Lock On Trigger Grip

SPECIFICATIONS	D28065	D28065N	D28115	D28115N
Amps	13.0 Amps AC/DC	13.0 Amps AC/DC	13.0 Amps AC/DC	13.0 Amps AC/DC
Max Watts Out / Horsepower	1,700 W / 2.3 HP	1,700 W / 2.3 HP	1,700 W / 2.3 HP	1,700 W / 2.3 HP
No Load Speed	9,000 rpm	9,000 rpm	9,000 rpm	9,000 rpm
Spindle Thread	5/8"-11	5/8"-11	5/8"-11	5/8"-11
Switch Type	Trigger	Trigger	Trigger	Trigger
Dust Ejection System™	Yes	Yes	Yes	Yes
Tool-Free Flange System	Yes	Yes	Yes	Yes
E-Clutch®/ Overload Protection	No	No	No	No
Tool Length	15.25"	15.25"	15.25"	15.25"
Tool Weight	4.75 lbs	4.75 lbs	4.75 lbs	4.75 lbs

HIGH PERFORMANCE SMALL ANGLE BODY GRIP



6" HP Cut-Off/Grinder



6" HP Cut-Off/Grinder



6" HP Cut-Off/Grinder



4-1/2" / 5" HP Grinder



4-1/2" / 5" HP Grinder



4-1/2" - 5" HP Grinder

SPECIFICATIONS	D28144	D28144N	D28140	D28114	D28114N	D28131
Amps	13.0 AC Amps	13.0 AC Amps	13.0 AC Amps	13.0 AC Amps	13.0 AC Amps	13.0 AC Amps
Max Watts Out / Horsepower	1,700 W / 2.3 HP	1,700 W / 2.3 HP	1,700 W / 2.3 HP	1,700 W / 2.3 HP	1,700 W / 2.3 HP	1,700 W / 2.3 HP
No Load Speed	9,000 rpm	9,000 rpm	9,000 rpm	11,000 rpm	11,000 rpm	11,000 rpm
Spindle Thread	5/8"-11	5/8"-11	5/8"-11	5/8"-11	5/8"-11	5/8"-11
Switch Type	Paddle w/ lock-on	Paddle no lock-on	Slide	Paddle w/ lock-on	Paddle no lock-on	Slide
Dust Ejection System™	Yes	Yes	Yes	Yes	Yes	Yes
Tool-Free Flange System	Yes	Yes	Yes	Yes	Yes	Yes
E-Clutch®/ Overload Protection	Yes	Yes	Yes	Yes	Yes	Yes
Tool Length	13.0"	13.0"	13.0"	13.0"	13.0"	13.0"
Tool Weight	4.6 lbs	4.6 lbs	4.6 lbs	4.6 lbs	4.6 lbs	4.6 lbs

MEDIUM ANGLE GRINDERS



5" (125mm) Medium Angle Grinder



7" (180mm) Medium Angle Grinder

SPECIFICATIONS	DW831	DW840
Amps	12.0 AC/DC Amps	13.0 AC/DC Amps
Max Watts Out / Horsepower	1,837 W / 2.5 HP	2,250 W / 3.0 HP
No Load Speed	10,000 rpm	8,000 rpm
Use Accessories rpm Above	10,000 rpm	8,000 rpm
Spindle Lock	Yes	Yes
Spindle Thread	5/8"-11	5/8"-11
Tool Length	14.33"	16.1"
Tool Weight	7.4 lbs	8.0 lbs


DUST COLLECTION ACCESSORIES



PAGE 34



LARGE ANGLE GRINDERS



SPECIFICATIONS	D28493N	D28494N	D28494S	D28474W	D28497	D28499X
Amps	15.0 AC/DC Amps	15.0 AC/DC Amps	15.0 AC/DC Amps	15.0 AC/DC Amps	15.0 AC/DC Amps	15.0 AC/DC Amps
Max Watts Out / Horsepower	3,084 W / 4.1 HP	3,084 W / 4.1 HP	3,084 W / 4.1 HP	3,084 W / 4.1 HP	3,084 W / 4.1 HP	3,950 W / 5.3 HP
No Load Speed	5,000 rpm	6,000 rpm	6,000 rpm	8,000 rpm	6,000 rpm	6,000 rpm
Use Accessories rpm Above	5,000 rpm	6,000 rpm	6,000 rpm	8,000 rpm	6,000 rpm	6,000 rpm
Spindle Lock	Yes	Yes	Yes	Yes	Yes	Yes
Spindle Thread	5/8"-11	5/8"-11	5/8"-11	5/8"-11	5/8"-11	5/8"-11
Motor Abrasion Protection	Yes	Yes	Yes	Yes	Yes	Yes
Steel-Cut Gears	Yes	Yes	Yes	Yes	Yes	Yes
Tool Length	19.2"	19.2"	19.2"	19.2"	19.2"	20.7"
Tool Weight	13.6 lbs	13.6 lbs	13.15 lbs	13.15 lbs	12.9 lbs	14.5 lbs

Guards		CAT #	DESCRIPTION	Flanges		CAT #	DESCRIPTION
	D284931	7" Guard (Type 1 wheels)			D284932	Type 1 Flange Set	
	D284937	7" Keyless Guard (Type 27 wheels)			DWE4511	Matched Flange Set	
	D284938	9" Keyless Guard (Type 28 wheels)			DWE4510	SAG Flange Wrench	
	D284939	9" Keyless Guard (Type 27 wheels)		Flaring Cup Guards		CAT #	DESCRIPTION
	D284991	4-1/2" Jumbo Flap Disc Grinder Guard			D284933	Type 11 Flaring Cup Wheel Backing Flange	
	D284992	5" Jumbo Flap Disc Keyless Guard for Small Angle Grinder			D284934	4" Adjustable Flaring Cup Wheel Guard (Type 11 wheels)	
	D284993	6" Jumbo Flap Disc Keyless Grinder Guard for Small Angle Grinder			D284936	6" Adjustable Flaring Cup Wheel Guard (Type 11 wheels)	
	DW4705	Diamond Blade Guard					

POLISHERS



SPECIFICATIONS	DWP849X	DWP849
Amps	12.0 AC Amps	12.0 AC Amps
Max Watts Out	1,250 W	1,250 W
No Load Speed	0-600/0-3,500 rpm	0-600/0-3,500 rpm
Spindle Thread	5/8"-11	5/8"-11
Spindle Lock	Yes	Yes
Tool Length	17.3"	17.3"
Tool Weight	6.7 lbs	6.6 lbs

DIE GRINDERS



SPECIFICATIONS	DW888	DW887	DW887N
Amps	5.0 AC/DC Amps	3.5 AC/DC Amps	3.5 AC/DC Amps
Max Watts Out	485 W	350 W	350 W
No Load Speed	19,000 rpm	25,000 rpm	25,000 rpm
Use Accessories RPM Above	19,000 rpm	25,000 rpm	25,000 rpm
Spindle Lock	N/A	N/A	N/A
Spindle Thread	1/4" collet & 1/8" sleeve	1/4" collet	1/4" collet
Switch Type	Trigger	Paddle w/Lock-On	Paddle/No Lock-On
Tool Length	19.2"	13.0"	13.0"
Tool Weight	6.0 lbs	3.25 lbs	3.25 lbs

STRAIGHT GRINDERS



SPECIFICATIONS	DW882	DW880
Amps	13.0 AC/DC Amps	5.0 AC/DC Amps
Max Watts Out	2,250 W	485 W
No Load Speed	5,700 rpm	19,000 rpm
Use Accessories rpm Above	5,700 rpm	19,000 rpm
Spindle Lock	No	No
Spindle Thread	5/8"-11	3/8"-24
Tool Length	24.4"	18.5"
Tool Weight	14.8 lbs	6.8 lbs

BENCH GRINDERS



SPECIFICATIONS	DW758	DW756
Amps	4.2 AC Amps	4.0 AC Amps
Horsepower	3/4 HP	5/8 HP
No Load Speed	3,600 rpm	3,450 rpm
Wheel Diameter	8"	6"
Spindle Diameter	5/8"	1/2"
Adjustable Tool Resets	Yes	Yes
Tool Length	16.0"	15.0"
Tool Weight	39.5 lbs	28.5 lbs

SHEARS



18 Gauge Swivel Head Shear



14 Gauge Swivel Head Shear



14 Gauge Shear



12 Gauge Shear



5/16" Variable Speed Fiber Cement Siding Shear

SPECIFICATIONS	DW890	DW891	DW892	DW893	D28605
Amps	5.0 AC/DC Amps	5.0 AC/DC Amps	3.0 AC/DC Amps	6.5 AC/DC Amps	6.5 AC/DC Amps
Max Watts Out	470 W	470 W	384 W	225 W	800 W
Strokes/Min	0-2,500 spm	0-2,500 spm	2,700 spm	1,950 spm	0-2,500 spm
Capacity (Mild Steel)	18 ga.	14 ga.	14 ga.	12 ga.	N/A
Capacity (Stainless Steel)	20 ga.	16 ga.	16 ga.	14 ga.	N/A
Steel	DW8999/DW8900	DW8999/DW8900	-	-	-
Replacement Parts-Left/	DW8901	DW8902	DW8920	DW8930	-
Right Blade	9.1"	9.1"	9.5"	10.5"	9.1"
Center Blade	5.0 lbs	5.0 lbs	5.5 lbs	4.5 lbs	4.5 lbs
Tool Length					

NIBBLERS



16 Gauge Nibbler



16 Gauge Profile Nibbler



14 Gauge Nibbler

SPECIFICATIONS	DW896	DW897	DW898
Amps	3.0 AC/DC Amps	6.5 AC/DC Amps	6.5 AC/DC Amps
Max Watts Out	385 W	225 W	225 W
Strokes/Min	2,100 spm	1,950 spm	1,950 spm
Capacity (Mild Steel)	16 ga.	16 ga.	14 ga.
Capacity (Stainless Steel)	18 ga.	18 ga.	16 ga.
Starting Hole	1"	1"	5/8"
Tool Length	9.75"	10.5"	10.5"
Tool Weight	4.5 lbs	4.5 lbs	4.5 lbs

BAND SAWS



Deep Cut Variable Speed Porta-Band[®] Saw



Deep Cut Band Saw

SPECIFICATIONS	DW328/K	DWM120/K
Amps	6.0 AC/DC Amps	10 AC Amps
Ft./Min.	100-245 fpm	100 - 350 fpm
Max Capacity (Rectangular)	4-3/4"	5" X 4-3/4"
Max Capacity (Round)	4-1/2" x 4-3/4"	5"
Front Handle Style	Pommel	Multi Position Bale
LED Light	No	Yes
AC/DC Capability	Yes	No
Rubber Bumpers	No	Yes w/ serviceable shroud
Tool Length	21.5"	21"

CHOP SAWS



14" Chop Saw w/ Quick-Change Keyless Blade Change System



14" (355mm) Chop Saw

SPECIFICATIONS	D28715	D28710
Amps	15.0 AC/DC Amps	15.0 AC/DC Amps
No Load Speed	4,000 rpm	3,800 rpm
Horsepower	5.5 HP	4.0 HP
Quick Lock Vise	Yes	Yes
Wheel Arbor	1"	1"
Wheel Diameter	14"	14"
Max Capacity (Round)	5"	5"
Max Capacity (Rectangular)	4-1/2" x 6-1/2"	4" x 7-5/8"
Blade Change	Quick Change	Wrench

MULTI-CUTTER[®] SAW



14" (355mm) Multi-Cutter[®] Saw

SPECIFICATIONS	DW872
Amps	15.0 AC/DC Amps
No Load Speed	1,300 rpm
Spindle Lock	Yes
Quick Lock Vise	Yes
Wheel Arbor	1"
Wheel Diameter	14"
Max Capacity (Round)	5-3/16"
Max Capacity (Rectangular)	6-1/2" x 4-1/2"
Tool Length	21"

CUT-OFF MACHINES



14" (355mm) Cut-Off Machine



12" Cut-Off Machine

SPECIFICATIONS	D28755	D28754
Amps	15.0 AC/DC Amps	15.0 AC/DC Amps
No Load Speed	4,300 rpm	5,000 rpm
Depth of Cut	5"	4-1/2"
Horsepower	5.5 HP	5.3 HP
Dust Collection	Yes	No
Wheel Diameter	14"	12"
Wheel Rotation	clockwise/counter clockwise	clockwise/counter clockwise
Motor Abrasion Protection	Yes	Yes
Tool Length	21"	21"

FINISH/BRAD NAILERS



18 Gauge 2" Brad Nailer Kit



18 Gauge 1-1/4" Brad Nailer Kit



16 Gauge 1" - 2-1/2" Finish Nailer



15 Gauge 1" to 2-1/2" Finish Nailer

SPECIFICATIONS	D51238K	D51236K	D51257K	D51276K
Nail Diameter	18 Gauge	18 Gauge	16 Gauge	15 Gauge "Da" Style Nails Gauge
Nail Length Capacity	5/8" - 2"	5/8" - 1-1/4"	1" To 2-1/2"	1" To 2-1/2"
Magazine Angle	Straight	Straight	Straight	34°
Magazine Capacity	110 Nails	110 Nails	100 Nails	100 Nails
Magazine Loading	Side Load	Side Load	Rear Load, Load & Lock / Lock & Load	Rear Load, Load & Lock / Lock & Load
Operating Pressure	70-120 psi	70-120 psi	70-120 psi	70-120 psi
Depth Setting	Tool-Free Thumb Wheel	Tool-Free Thumb Wheel	Tool-Free Thumb Wheel	Tool-Free Thumb Wheel
No Mar Pad	Low Profile Rubber	Low Profile Rubber	Low Profile Rubber	Low Profile Rubber
Integrated Belt Hook	None	None	Tool-Free Adjustable	Tool-Free Adjustable
Jam Clearing	Tool-Free Front Opening	Tool-Free Front Opening	Tool-Free Front Opening	Tool-Free Front Opening

FRAMING NAILERS



30° Clipped Head Framing Nailer



20° Full Round Head Framing Nailer

SPECIFICATIONS	D51825	D51850
Nail Style	Clipped Head	Full Round Head
Magazine Angle	30-34°	20-22°
Nail Length Capacity	2" - 3-1/2"	2" - 3-1/2"
Nail Diameter Range	.113" To .131"	.113" To .148"
Magazine Capacity	80 Nails	65 Nails
Engine Valve Type	Drop-Sleeve	Drop-Sleeve
Jam Clearing	Requires 5mm Or 3/16" Allen Key	Requires 5mm Or 3/16" Allen Key
Dry Fire Lockout	Yes	Yes
Integrated Rafter Hook	Adjustable	Adjustable
Depth Setting	Tool-Free Indexed	Tool-Free Indexed

ROOFING NAILER



3/4" - 1-3/4" Coil Roofing Nailer

SPECIFICATIONS	D51321
Nail Style	Coil Roofing
Nail Diameter Range	.120"
Nail Length Capacity	3/4" - 1-3/4"
Canister Capacity	120
Operating Pressure	70-120 psi
Canister Loading	2-Door Side Load
Nose Piece Carbide Inserts	Yes
Depth Setting	Tool-Free Thumb Wheel
Jam Clearing	Integrated In Nose Door

FINISH NAILS

CAT #	DESCRIPTION	LENGTH	BOX QTY.	CAT #	DESCRIPTION	LENGTH	BOX QTY.
15 GAUGE "DA" Angled Finish Nails				18 GAUGE Straight Brad Nails			
DCA15150	"DA" Angle Finish Nails	1-1/2"	4,000	DBN18063	Brad Nail	5/8"	5,000
DCA15200	"DA" Angle Finish Nails	2"	4,000	DBN18125	Brad Nail	1-1/4"	5,000
DCA15250	"DA" Angle Finish Nails	2-1/2"	4,000	DBN18150	Brad Nail	1-1/2"	5,000
DCA15250G	Angle Finish Nail Galv	2-1/2"	4,000	DBN18200	Brad Nail	2"	5,000
16 GAUGE 20 degree Angled Finish Nails				16 GAUGE Straight Finish Nails			
DCA16125	"FN" Angle Finish Nails	1-1/2"	2,500	DCS16125	Straight Finish Nails	1-1/4"	2,500
DCA16150	"FN" Angle Finish Nails	2"	2,500	DCS16150	Straight Finish Nails	1-1/2"	2,500
DCA16200	"FN" Angle Finish Nails	2-1/2"	2,500	DCS16200	Straight Finish Nails	2"	2,500
DCA16250	"FN" Angle Finish Nails	2-1/2"	2,500	DCS16250	Straight Finish Nails	2-1/2"	2,500

FRAMING NAILS

CAT #	DESCRIPTION	SIZE	BOX QTY.
33 degree Paper Collated Stick Framing Nails			
DPTS6DR113G	Ring, Galvanized	2" x 113"	1,000
DPTS8DR113	Ring, Brite	2-3/8" x 113"	1,000
DPTS8DR113G	Ring, Galvanized	2-3/8" x 113"	1,000
DPTS10D120	Smooth, Brite	3" x 120"	1,000
DPTS10DR120G	Ring, Galvanized	3" x 120"	1,000
DPTS10D131	Smooth, Brite	3" x 131"	1,000
DPTS12D131G	Smooth, Galvanized	3-1/4" x 131"	1,000

STAPLERS



1-1/2" x 1/4" 18 Gauge Narrow Crown Stapler



1" x 1/4" 18 Gauge Narrow Crown Stapler



1" - 2" x 1/2" 16 Gauge Medium Crown Stapler



1" - 2" x 7/16" 16 Gauge Medium Crown Stapler

SPECIFICATIONS	D51422K	D51420K	D51431	D51430
Fastener Style	18 Gauge Staple	18 Gauge Staple	16 Gauge Staple	16 Gauge Staple
Crown Size	1/4"	1/4"	1/2"	7/16"
Fastener Length Capacity	1/2" - 1-1/2"	1/2" - 1"	1" - 2"	1" - 2"
Magazine capacity	100 Staples	100 Staples	160 Staples	160 Staples
Magazine Angle	Straight	Straight	Straight	Straight
Magazine Loading	Bottom Load	Bottom Load	Top Load	Top Load
Operating Pressure	70-120 psi	70-120 psi	70-120 psi	70-120 psi
Speed	—	—	20 Fasteners/Second @ 100psi	20 Fasteners/Second @ 100psi
Depth Setting	Tool-Free Thumb Wheel	Tool-Free Thumb Wheel	Tool-Free Thumb Wheel	Tool-Free Thumb Wheel



1-1/2" to 3-1/2"
Coil Framing nailer

COIL FRAMING NAILER

SPECIFICATIONS	D51855
Nail Style	Coil, Round
Magazine Angle	Wire Collation, 15°
Nail Length Capacity	0.99 To 0.131"
Nail Diameter Range	1-1/2 To 3-1/2"
Magazine Capacity	200-300 Nails
Engine Valve Type	Moving Cylinder
Jam Clearing	Tool-Free
Integrated Rafter Hook	Adjustable
Depth Setting	Tool-Free Thumb Wheel
Energy @ 100 psi	815 In-lbs



Palm Nailer

PALM NAILER

Specifications	D51180
Operating Pressure	70-120 psi
Nail Diameter	6D-16D Gauge
Net Weight	2.65 lbs

D55154

Top Load Panel with Tie Down Holes
Allows unit to transport loads up to 100 lbs

High Flow Regulator
For high performance

Universal Quick Couplers
To easily support multiple tools

Ball Drain Valve
Allows for quick and thorough tank draining

Convenient Cord Wrap
For easy storage

Oil Lubricated Pump with Cast Iron Cylinder
For durability and life

10" Pneumatic Wheels and Collapsible Handle
For ease of mobility



HAND CARRY-ELECTRIC COMPRESSOR



1 Gallon, 135 PSI Max,
Trim Compressor



2 Gallon, 150 PSI Max,
Trim Compressor



1.1 HP Continuous
4 Gallon Compressor

SPECIFICATIONS	D55140	D55141	D55151
Horsepower	0.3 Continuous HP	0.6 Continuous HP	1.1 Continuous HP
Drive	Belt	Belt	Direct Drive
Tank Size	1.0 gal	2.0 gal	4 gal
Power Supply	120V, 60Hz, 2.6 Amps., Pmdc Motor	120V, 60Hz, 8 Amps., Universal Motor	120V Ac 14 Amps, 60 Hz, 2 Pole Induction Motor
cfm @100 PSI	.6 cfm	1.8 cfm	3.2 cfm
Pump Speed	2,200 rpm	2,200 rpm	3,400 rpm
Tool Length	19.0"	21.25"	18.5"
Tool Width	14.5"	19.0"	15.0"
Tool Height	9.0"	10.5"	16.75"



1.1 HP Continuous 4
Gallon Compressor



1.1 HP Continuous 4 Gallon
Compressor w/ Control Panel



1.1 HP Continuous 4 Gallon Wheeled
Dolly-Style Air Compressor with Panel

SPECIFICATIONS	D55153	D55152	D55154
Horsepower	1.1 Continuous HP	1.1 Continuous HP	1.1 Continuous HP
Drive	Direct Drive	Direct	Direct
Tank Size	4 gal	4 gal	4 gal
Power Supply	120V Ac, 15 Amps, 60 Hz, 2 Pole Induction Motor	120V Ac, 15 Amps, 60 Hz, 2 Pole Induction Motor	120V Ac, 15 Amps, 60 Hz, 2 Pole Induction Motor
cfm @100 PSI	3.8 cfm	3.8 cfm	3.8 cfm
Pump Speed	3,400 rpm	3,400 rpm	3,400 rpm
Tool Length	18.0"	18.0"	22.0"
Tool Width	18.5"	18.0"	18.5"
Tool Height	16.75"	16.0"	23.0"

WHEELED PORTABLE - ELEC. COMPRESSOR



200 PSI 4.5 Gallon Compressor



200 PSI 15 Gallon 120 Volt Workshop Compressor



200 PSI 15 Gallon 120 Volt Workshop Compressor

SPECIFICATIONS	D55146	D55167	D55168
Drive	Belt Drive	Belt Drive	Belt Drive
Horsepower	1.6 Continuous HP	1.6 Continuous HP	1.6 Continuous HP
Tank Size	4.5 gal	15 gal	15 gal
Power Supply	120 Volts	120 Volts	120 Volts
cfm @100 PSI	5.0 cfm	4.8 cfm	5.0 cfm
Pump Speed	1,750 rpm	1,750 rpm	1,750 rpm
Tool Length	33.5"	39.63"	24.50"
Tool Width	23.0"	16.5"	22.00"
Tool Height	15.0"	30.0"	44.75"
Tool Weight	83 lbs	83 lbs	92 lbs



Finish Nailer / Brad Nailer & Compressor Combo Kit



2" Brad Nailer / 1 Gallon Compressor Combo Kit

COMPRESSOR COMBO KITS

SPECIFICATIONS	D55141FNBN	D55140BN
Horsepower	0.6 Continuous HP	0.3 Continuous HP
Drive	Belt	Belt
Tank Size	2.0 gal	1.0 gal
Power Supply	120V, 60Hz, 8 Amps, Universal Motor	120V, 60Hz, 10 Amps, Universal Motor
Scfm @ 90 PSI	2.0	.75
cfm @100 PSI	1.8 cfm	.6 cfm
Pump Speed	2,200 rpm	2,200 rpm
Tool Length	21.25"	19.0"
Tool Width	19.0"	14.5"
Tool Height	10.5"	9.0"

AIR HOSES

- Remains flexible in extreme climates (-40° to 165° F) allowing user to easily coil and uncoil the hose
- Quick fix system features a 4-step process to easily repair a punctured air hose, avoiding the need to replace an entire hose due to a single puncture
- Stress relievers for durability and swivel fitting to avoid kinking

CAT #	DIAMETER	LENGTH	MATERIAL	THREADS	WORKING PRESSURE
DAP14050	1/4"	50'	Polyurethane	1/4" NPT Male Fittings	200PSI
DAP14100	1/4"	100'	Polyurethane	1/4" NPT Male Fittings	200PSI
DAP38050	3/8"	50'	Polyurethane	1/4" NPT Male Fittings	200PSI
DAP38100	3/8"	100'	Polyurethane	1/4" NPT Male Fittings	200PSI



OPTICAL INSTRUMENTS



26x Auto Level Package



20x Transit Level Package



20x Builders Level Package

SPECIFICATIONS	DW096PK	DW092PK	DW090PK
Leveling Type	Auto	Manual	Manual
Accuracy per 100 ft.	±1/32"	±1/4"	±1/4"
Magnification	26x	20x	20x
Range	300 Ft.	200 Ft.	200 Ft.
Stadia Ratio	1:100	1:100	1:100
Horizontal Circle Type	Continuous Drive	Continuous Drive	Continuous Drive
Includes	Aluminum tripod w/quick adjust legs and 8' aluminum grade rod (feet-inches-eighths)	Aluminum tripod w/quick adjust legs and 8' aluminum grade rod (feet-inches-eighths)	Aluminum tripod w/quick adjust legs and 8' aluminum grade rod (feet-inches-eighths)

RANDOM ORBITAL SANDERS



5" VS Random Orbit Sander



5" Random Orbit Sander



5" Low Profile Random Orbit Sander



6" Right Angle Random Orbit Sander w/ Electronic Variable Speed



1/4 Sheet Palm Grip Sander

SPECIFICATIONS	D26453/K	D26451/K	D26456	DW443	D26441/K
Amps	3.0 Amps	3.0 Amps	3.5 Amps	4.3 Amps	2.4 Amps
Orbits/Min	7,000-12,000 opm	12,000 opm	7,000-12,000 opm	4,000-6,800 opm	14,000 opm
Orbit Diameter	3/32"	3/32"	3/32"	3/16"	1/16"
Dust Collection	Yes	Yes	Yes	Yes	Yes
Paper Size/Type	5", 8 Hole Hook & Loop	5", 8 Hole Hook & Loop	5", 8 Hole Hook & Loop	6", 6-hole hook & loop	1/4 Sheet
SFPM	N/A	N/A	N/A	N/A	N/A
Dust Sealed Switch	Yes	Yes	Yes	Yes	Yes
Pad Break	Yes - CFS	Yes - CFS	Yes	Yes	N/A
Tool Weight	3.5 lbs	3.4 lbs	3.0 lbs	5.7 lbs	3.0 lbs

SANDER PADS

DW4382	5" PSA No-hole pad For use with 5" DeWALT ROS	Use with: D26452K, D26456, D26451KV, D26453KV, D26450, D26451, D26451K	DW4390	Sold at service ONLY	Use with: DW4395, DW443
DW4385	5" PSA 8-hole pad For use with 5" DeWALT ROS	Use with: DW421(D), DW422(D), DW423(D)	DW4395	6" H&L 6-hole pad For use with DW433	Use with: DW443
DW4388	5" H&L 8-hole pad For use with 5" DeWALT ROS	Use with: D26453K, D26456, D26451K V, D26453K V, D26450, D26451, D26451K			

LAMINENT TRIMMERS



Compact Router



Compact Router Kit

SPECIFICATIONS	D26670	D26670K
Amps	5.6 Amps	5.6 Amps
Collet Diameter	1/4"	1/4"
Spindle Lock	Yes	Yes
Tool Weight	3.75 lbs	3.75 lbs
Includes	Standard base and collet wrench	Standard trim base, tilt base, offset base, collet wrench, hex wrench and carry bag

COMPACT ROUTER ACCESSORIES

- D26671 – Standard Base
- D26672 – Tilt Base
- D26673 – Offset Base


PLATE JOINER



Plate Joiner Kit

SPECIFICATIONS	DW682K
Amps	6.5 Amps
No Load Speed	10,000 rpm
Depth Of Cut (mm)	20 mm
Arbor Size	7/8"
Fence Type	Dual Rack and Pinion
Biscuits Accepted	0, 10, 20
Tool Weight	6.6 lbs




PLATE JOINER ACCESSORIES

-  DW6805 – Plate Joiner Blade

SANDING PADS

PAD	RELATED SANDER	DESCRIPTION
DW4382	D26452K, D26456, D26451K V, D26453K V, D26450, D26451, D26451K	5" PSA No-hole pad for use with 5" DeWalt ROS
DW4385	DW421(D), DW422(D), DW423(D)	5" PSA 8-hole pad for use with 5" DeWalt ROS
DW4388	D26453K, D26456, D26451K V, D26453K V, D26450, D26451, D26451K	5" H&L 8-hole pad for use with 5" DeWalt ROS
DW4390	DW4395, DW443	DUST EXTRACTION ADP (Sold at service ONLY)
DW4395	DW443	6" H&L 6-hole pad for use with DW443

BISCUITS

	DW6804 - Tube of 150 No. 0 size Biscuits
	DW6815 - Tube of 125 No. 10 size Biscuits
	DW6825 - Tube of 150 No. 20 size Biscuits

ROUTERS



1.25 HP Max Torque Variable Speed Compact Router with LED's



1.25 HP Max Torque Variable Speed Compact Router Combo Kit with LED's



1-3/4 HP (Max. Motor HP) Fixed Base / Plunge Router Combo Kit



1-3/4 HP (Max. Motor HP) Fixed Base Router

SPECIFICATIONS	DWP611	DW611PK	DW616PK	DW616K/M
Amps	7.0 Amps	7.0 Amps	11.0 Amps	11.0 Amps
Horsepower	1-1/4 HP	1-1/4 HP	1-3/4 HP	1-3/4 HP
No Load Speed	16,000-27,000 rpm	16,000-27,000 rpm	24,500 rpm	24,500 rpm
Collet Diameter	1/4"	1/4"	1/2", 1/4"	1/2", 1/4"
Plunge Stroke	N/A	2"	2-1/2"	N/A
Depth Stop	Micro-fine Ring	5	Micro-fine Ring	Micro-fine Ring
Base Dimension	4"	4" (standard), 4-3/8" x 5-3/4" (plunge)	6"	6"
Spindle Lock	Yes - 12 position	Yes - 12 position	No	No
Tool Weight	5.5 lbs	8.0 lbs	10.0 lbs	7.1 / 7.1 / 5.5lbs



2-1/4 HP (Max. Motor HP) EVS D-Handle Router w/ Soft Start



2-1/4 HP (Max. Motor HP) EVS Fixed Base Router w/ Soft Start



2-1/4 HP (Max. Motor HP) EVS Fixed Base / Plunge Router Combo Kit w/ Soft Start



2-1/4 HP (Max. Motor HP) Three Base Router Kit

SPECIFICATIONS	DW618D	DW618K/M	DW618PK	DW618B3
Amps	12.0 Amps	12.0 Amps	12.0 Amps	12.0 Amps
Horsepower	2-1/4 HP	2-1/4 HP	2-1/4 HP	2-1/4 HP
No Load Speed	8,000-24,000 rpm	8,000-24,000 rpm	8,000-24,000 rpm	8,000-24,000 rpm
Collet Diameter	1/2", 1/4"	1/2", 1/4"	1/2", 1/4"	1/2", 1/4"
Plunge Stroke	N/A	N/A	2-1/2"	2-1/2"
Depth Stop	Micro-fine Ring	Micro-fine Ring	Micro-fine Ring / 3 Stage Turret Stop	Micro-fine Ring / 3 Stage Turret Stop
Base Dimension	6"	6"	6"	6"
Spindle Lock	Yes	Yes	Yes	Yes
Tool Weight	8.2 lbs	7.2 / 7.2 / 5.6 lbs	10.1 lbs	10.1 lbs



3 HP (Max. Motor HP) EVS Plunge Router



2 HP (Max. Motor HP) EVS Plunge Router

SPECIFICATIONS	DW625	DW621/K
Amps	15.0 Amps	10.0 Amps
Horsepower	3 HP	2 HP
No Load Speed	8,000-22,000 rpm	8,000-24,000 rpm
Collet Diameter	1/2", 1/4"	1/2", 1/4"
Plunge Stroke	2-7/16"	2-1/8"
Depth Stop	3 Stage Turret Stop	3 Stage Turret Stop
Base Dimension	5-5/8 x 6-11/16"	4-5/16 x 6-1/4"
Spindle Lock	Yes	Yes
Tool Weight	11.2 lbs	9.0 lbs



ROUTER ACCESSORIES			
	DNP613 – Round Sub Base for Compact Router		DW6183 – D-Handle Base for DW616/618
	DNP614 – Compact Router D-Shaped Sub Base		DW6184 – Fixed Base for DW616/DW618
	DNP615 – Compact Router Dust Collection Adapter for Fixed Base		DW6188 – Template Guide Set
	DNP616 – Compact Router Dust Collection Adapter for Plunge Base		DWP620 – TrackSaw Router Adapter
	DNP617 – Centering Cone for Fixed Base Compact Router		DW6902 – 1/4" Collet for use with DW625
	DNP618 – Edge Guide for Fixed Base Compact Router		DW6904 – 3/8" Collet for use with DW625
	DW6182 – Plunge Base for DW616/DW618		DW6905 – 1/2" Collet for use with DW625
	DW6913 – Universal Edge Guide with Dust Collection		DW6966 – Fine Depth Adjuster
	D26671 – Standard Base**		D26672 – Tilt Base
	D26673 – Offset Base		

THICKNESS PLANERS



13" Three Knife, Two Speed Thickness Planer



12-1/2" Thickness Planer w/ Three Knife Cutter-Head

SPECIFICATIONS	DW735	DW734
Amps	15.0 Amps	15 Amps
Max. Depth of Cut	1/8"	1/8"
Depth Capacity	6"	6"
Width Capacity	13"	12-1/2"
Speeds	2	1
Cuts Per Inch	96 and 179	96
Tool Weight	92 lbs	80 lbs
THICKNESS PLANER ACCESSORIES (DW735) (DW734)		
DW7350 – Mobile Stand		DW7342 – 12-1/2" Disposable, Reversible Knives
DW7351 – 13" Folding Tables		DW7331 – Dust Hood
DW7352 – 13" Disposable, Reversible Knives		
DW7353 – Chip Collector		
DW7352-2 – 13" Vacuum Heat Treated Double Sided Two Pack Replacement Planer Knives		
DW735X – 13" Three Knife, Two Speed Thickness Planer		

MEASURER



Laser Distance Measurer

SPECIFICATIONS	DW030P
Operating Range	100 ft
Accuracy	1/8"
Laser Class	II (<1mW) @ 635nm
Power Supply	(2) AAA Alkaline Batteries

HAND PLANERS



3-1/4" Planer Kit with 3/32" (2.5mm) Depth of Cut



3-1/4" Portable Hand Planer



3-1/4" Portable Hand Planer Kit

SPECIFICATIONS	DW680K	D26676	D26677K
No Load Speed	15,000 rpm	17,000 rpm	17,000 rpm
Amps	7.0 Amps	5.5 Amps	5.5 Amps
Depth Of Cut (mm)	2.5 mm	1.5 mm	1.5 mm
Depth Of Cut (inches)	3/32"	1/16"	1/16"
Planing Width	3-1/4"	3-1/4"	3-1/4"
Rabbeting Depth	1/2"	23/64"	23/64"
Tool Weight	6.2 lbs	6.0 lbs	6.0 lbs
HAND PLANER ACCESSORIES			
	DW6654 – Pair of Reversible Carbide Blades		
	DW6655 – High Speed Steel Blades		

HEAT GUNS



Heat Gun




Heat Gun



Heat Gun Kit with LCD Display

SPECIFICATIONS	D26950	D26960	D26960K
Watts	1550W	1550W	1550W
Voltage	120V	120V	120V
Amps	13 Amps	13 Amps	13 Amps
Temperature	120° to 1100° F	150° to 1100° F	150° to 1100° F
Max. cfm	16 cfm	17.7 cfm	17.7 cfm
LCD	No	Yes	Yes
Power Cord	10 ft	10 ft	10 ft
Weight	2.1 lbs	2.3 lbs	2.3 lbs

For information on these products and more go to **dewalt.com**



REFERENCE BOOKS & GUIDES



JOBSITE PROTECTION



TOOL SECURITY



PRESSURE WASHERS



TOOL BELTS & BAGS



COMPRESSORS




TRUCK TOOLBOXES & RACKS



GENERATORS

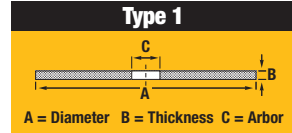
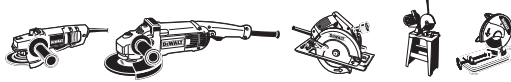
DEWALT ACCESSORIES



**PERFORMANCE SO GOOD
IT RAISES YOURS™**

TYPE 1 BONDED ABRASIVES

XP EXTENDED Performance™

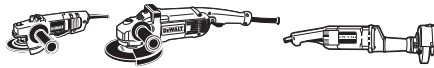


CAT #	DIA.	THICKNESS	ARBOR	GRIT	APPLICATION	MAX RPM	PACK
.045" Metal & Stainless Cutting							
DW8850	4"	.045"	5/8"	Z60T	Metal & Stainless Cutting	15,200	25
DW8851	4-1/2"	.045"	7/8"	Z60T	Metal & Stainless Cutting	13,300	25
DW8852	5"	.045"	7/8"	Z60T	Metal & Stainless Cutting	12,200	25
DW8853	6"	.045"	7/8"	Z60T	Metal & Stainless Cutting	10,100	25
DW8854	7"	.045"	7/8"	Z60T	Metal & Stainless Cutting	8,700	25
Metal Abrasive Saw Blades							
DW8056	7"	1/8"	5/8" - ♦	TA24T	Metal Cutting	8,700	25
Metal Chop Saw Blades							
DW8057	12"	7/64"	1"	TA24T	Metal Stud Cutting	5,000	10
DW8059	14"	7/64"	1"	TA24T	Metal Stud Cutting	4,300	10



HIGH Performance™

SMALL DIAMETER CUTTING WHEELS



CAT #	DIA.	THICKNESS	ARBOR	GRIT	APPLICATION	MAX RPM	PACK
.045" Metal Cutting							
DW8061	4"	.045"	5/8"	A60T	Metal & Stainless Cutting	15,200	25
DW8062	4-1/2"	.045"	7/8"	A60T	Metal & Stainless Cutting	13,300	25
DW8063	5"	.045"	7/8"	A60T	Metal & Stainless Cutting	12,200	25
DW8725	6"	.040"	7/8"	A60T	Metal & Stainless Cutting	10,100	25
DW8726	6"	.045"	7/8"	A60T	Metal & Stainless Cutting	10,100	25
DW8065	7"	.045"	7/8"	A60T	Metal & Stainless Cutting	8,700	25
.045" Masonry Cutting							
DW8071	4"	.045"	5/8"	C60T	Concrete & Masonry Cutting	15,200	25
DW8072	4-1/2"	.045"	7/8"	C60T	Concrete & Masonry Cutting	13,300	25
Small Diameter Cutoff Wheels Metal & Stainless Cutting							
DW8703	2-1/2"	.035"	1/4"	A36T	Fast Metal & Stainless Cutting	30,500	50
DW8701	2-1/2"	.035"	1/4"	A60T	Long Life Metal & Stainless Cutting	30,500	50
DW8702	2-1/2"	.035"	3/8"	A36T	Fast Metal & Stainless Cutting	30,500	50
DW8700	2-1/2"	.035"	3/8"	A60T	Long Life Metal & Stainless Cutting	30,500	50
DW8708	3"	.035"	1/4"	A36T	Fast Metal & Stainless Cutting	24,400	50
DW8706	3"	.035"	3/8"	A36T	Fast Metal & Stainless Cutting	24,400	50
DW8712	3"	.035"	3/8"	A60T	Long Life Metal & Stainless Cutting	24,400	50
DW8704	3"	1/16"	1/4"	A36T	Fast Metal & Stainless Cutting	24,400	50
DW8705	3"	1/16"	3/8"	A36T	Fast Metal & Stainless Cutting	24,400	50
DW8711	3"	1/16"	3/8"	A60T	Long Life Metal & Stainless Cutting	24,400	50
DW8710	3"	1/8"	1/4"	A24R	Metal & Stainless Grinding	24,400	50
DW8709	3"	1/8"	3/8"	A24R	Metal & Stainless Grinding	24,400	50
DW8717	4"	.035"	3/8"	A36T	Fast Metal & Stainless Cutting	19,000	25
DW8720	4"	.035"	3/8"	A60T	Long Life Metal & Stainless Cutting	19,000	25
DW8724	4"	.035"	5/8"	A60T	Long Life Metal & Stainless Cutting	19,000	25
DW8713	4"	1/16"	1/4"	A36T	Fast Metal & Stainless Cutting	19,000	25
DW8715	4"	1/16"	1/4"	A60T	Long Life Metal & Stainless Cutting	19,000	25
DW8716	4"	1/16"	3/8"	A36T	Fast Metal & Stainless Cutting	19,000	25
DW8719	4"	1/16"	3/8"	A60T	Long Life Metal & Stainless Cutting	19,000	25
DW8722	4"	1/16"	5/8"	A36T	Fast Metal & Stainless Cutting	19,000	25
DW8723	4"	1/16"	5/8"	A60T	Long Life Metal & Stainless Cutting	19,000	25
DW8718	4"	1/8"	3/8"	A24R	Metal & Stainless Grinding	19,000	25
DW8727	6"	.045"	3/8"	A60T	Long Life Metal & Stainless Cutting	13,300	25
Stainless Steel Cutting Wheels CONTAMINANT FREE							
DW8424S	4-1/2"	.045"	7/8"	A60S	Stainless Steel Cutting	13,300	25
DW8425S	5"	.045"	7/8"	A60S	Stainless Steel Cutting	12,200	25
DW8426S	6"	.045"	7/8"	A60S	Stainless Steel Cutting	10,100	25
DW8427S	7"	.045"	7/8"	A60S	Stainless Steel Cutting	8,700	25
DW8080	4-1/2"	3/30"	7/8"	A30S	Stainless Steel Cutting	13,300	25

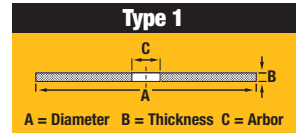


TYPE 1 BONDED ABRASIVES *(continued)*

SMALL DIAMETER CUTTING WHEELS



CAT #	DIA.	THICKNESS	ARBOR	GRIT	APPLICATION	MAX RPM	PACK
.045" Metal Cutting							
DWA8050	4"	.045"	5/8"	A60T	Metal Cutting	15,200	25
DWA8051	4-1/2"	.045"	7/8"	A60T	Metal Cutting	13,300	25
DWA8054	7"	.045"	7/8"	A60T	Metal Cutting	8,700	25
.045" Masonry Cutting							
DWA8050C	4"	.045"	5/8"	C60T	Masonry Cutting	15,200	25
DWA8051C	4-1/2"	.045"	7/8"	C60T	Masonry Cutting	13,300	25



HIGH Performance CUTTING WHEELS



CAT #	DIA.	THICKNESS	ARBOR	GRIT	APPLICATION	MAX RPM	PACK
Metal Chop Saw Wheels							
DW8005	10"	7/64"	5/8"	A24R	General Purpose Metal Cutting	6,100	10
DW8004	12"	7/64"	1"	A24R	General Purpose Metal Cutting	5,000	10
DW8001	14"	7/64"	1"	A24R	General Purpose Metal Cutting	4,300	10
DW8002	14"	7/64"	1"	A24S	Fabrication Cutting	4,300	10
DW8003	14"	7/64"	1"	A24T	Stud Cutting	5,000	10
DW8010	16"	7/64"	1"	A24R	General Purpose Metal Cutting	3,800	10
DW8019	20"	3/16"	1"	A24R	General Purpose Metal Cutting	3,000	10
Masonry Stationary & Chop Saw Wheels							
DW8009	10"	1/8"	5/8"	C24R	Masonry Cutting	6,100	10
Stainless Steel Stationary & Chop Saw Wheels CONTAMINANT FREE							
DW8015	12"	7/64"	1"	A30S	Stainless Steel Cutting	5,000	10
DW8016	14"	7/64"	1"	A30S	Stainless Steel Cutting	4,300	10
Metal Cutting Abrasive Saw Blades							
DW3508	6-1/2"	1/8"	5/8"-♦	A24R	Metal Cutting	9,400	25
DW3511	7"	1/8"	5/8"-♦	A24R	Metal Cutting	8,700	25
DW3531	8"	1/8"	5/8"-♦	A24R	Metal Cutting	7,600	25
Masonry Cutting Abrasive Saw Blades							
DW3509	6-1/2"	1/8"	5/8"-♦	C24R	Masonry Cutting	9,400	25
DW3521	7"	1/8"	5/8"-♦	C24R	Masonry Cutting	8,700	25
DW3532	8"	1/8"	5/8"-♦	C24R	Masonry Cutting	7,600	25

CUTTING WHEELS



CAT #	DIA.	THICKNESS	ARBOR	GRIT	APPLICATION	MAX RPM	PACK
Metal Chop Saw Wheels							
DWA8011	14"	7/65"	1"	A24N	Fast General Purpose Metal Cutting	4,300	10
Metal Cutting Abrasive Saw Blades							
DWA3501	7"	1/8"	5/8"-♦	A24N	Fast Metal Cutting	8,700	25
Masonry Cutting Abrasive Saw Blades							
DWA3502	7"	1/8"	5/8"-♦	C24R	Fast Masonry Cutting	8,700	25

HIGH Performance HIGH SPEED WHEELS



CAT #	DIA.	THICKNESS	ARBOR	GRIT	APPLICATION	MAX RPM	PACK
Metal Cutting							
DW8020	14"	1/8"	1"	A24R	High Speed Metal Cutting	5,500	10
DW8021	14"	1/8"	20mm	A24R	High Speed Metal Cutting	5,500	10
DW8022	12"	1/8"	1"	A24R	High Speed Metal Cutting	6,400	10
DW8023	12"	1/8"	20mm	A24R	High Speed Metal Cutting	6,400	10

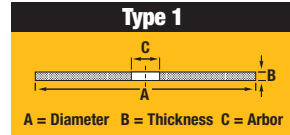
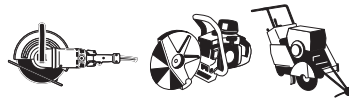
(continued on next page)



TYPE 1 BONDED ABRASIVES (continued)

HIGH Performance


HIGH SPEED WHEELS (continued)



CAT #	DIA.	THICKNESS	ARBOR	GRIT	APPLICATION	MAX RPM	PACK
Masonry Cutting							
DW8024	14"	1/8"	1"	C24P	High Speed Concrete Cutting	5,500	10
DW8025	14"	1/8"	20mm	C24P	High Speed Concrete Cutting	5,500	10
DW8026	12"	1/8"	1"	C24P	High Speed Concrete Cutting	6,400	10
DW8027	12"	1/8"	20mm	C24P	High Speed Concrete Cutting	6,400	10
DW8038	14"	3/16"	1" pinhole	C24P	Walk Behind Cured Concrete Cutting	4,300	10
DW8039	14"	3/16"	1" pinhole	C24N	Walk Behind Green Concrete & Asphalt Cutting	4,300	10
Ductile Pipe Cutting							
DW8030	14"	1/8"	1"	A24/C24P	High Speed Ductile Cutting	5,500	10
DW8031	14"	1/8"	20mm	A24/C24P	High Speed Ductile Cutting	5,500	10
DW8032	12"	1/8"	1"	A24/C24P	High Speed Ductile Cutting	6,400	10
DW8033	12"	1/8"	20mm	A24/C24P	High Speed Ductile Cutting	6,400	10
Asphalt Cutting							
DW8034	14"	1/8"	1"	C24N	High Speed Asphalt Cutting	5,500	10
DW8035	14"	1/8"	20mm	C24N	High Speed Asphalt Cutting	5,500	10
DW8036	12"	1/8"	1"	C24N	High Speed Asphalt Cutting	6,400	10
DW8037	12"	1/8"	20mm	C24N	High Speed Asphalt Cutting	6,400	10



HIGH SPEED WHEELS

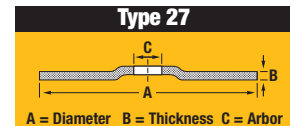


CAT #	DIA.	THICKNESS	ARBOR	GRIT	APPLICATION	MAX RPM	PACK
Metal Cutting							
DWA8030	14"	1/8"	1"	A24N	High Speed Metal Cutting	5,500	10
DWA8031	14"	1/8"	20mm	A24N	High Speed Metal Cutting	5,500	10
DWA8032	12"	1/8"	1"	A24N	High Speed Metal Cutting	6,400	10
DWA8033	12"	1/8"	20mm	A24N	High Speed Metal Cutting	6,400	10
Masonry Cutting							
DWA8034	14"	1/8"	1"	C24R	High Speed Concrete Cutting	5,500	10
DWA8035	14"	1/8"	20mm	C24R	High Speed Concrete Cutting	5,500	10
DWA8036	12"	1/8"	1"	C24R	High Speed Concrete Cutting	6,400	10
DWA8037	12"	1/8"	20mm	C24R	High Speed Concrete Cutting	6,400	10



TYPE 27 BONDED ABRASIVES

XP EXTENDED Performance

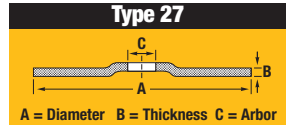


CAT #	DIA.	THICKNESS	ARBOR	GRIT	APPLICATION	MAX RPM	PACK
.045" Metal & Stainless Cutting							
DW8856	4"	.045"	5/8"	Z60T	Metal & Stainless Cutting	15,200	25
DW8857	4-1/2"	.045"	7/8"	Z60T	Metal & Stainless Cutting	13,300	25
DW8857H	4-1/2"	.045"	5/8"-11	Z60T	Metal & Stainless Cutting	13,300	10
DW8858	5"	.045"	7/8"	Z60T	Metal & Stainless Cutting	12,200	25
DW8858H	5"	.045"	5/8"-11	Z60T	Metal & Stainless Cutting	12,200	10
DW8859	6"	.045"	7/8"	Z60T	Metal & Stainless Cutting	10,100	25
DW8859H	6"	.045"	5/8"-11	Z60T	Metal & Stainless Cutting	10,100	10
DW8860	7"	.045"	7/8"	Z60T	Metal & Stainless Cutting	8,700	25
DW8860H	7"	.045"	5/8"-11	Z60T	Metal & Stainless Cutting	8,700	10
3/32" Metal & Stainless Cutting							
DW8800	4"	3/32"	5/8"	Z24R	Metal & Stainless Cutting & Notching	15,200	25
DW8804	4-1/2"	3/32"	7/8"	Z24R	Metal & Stainless Cutting & Notching	15,200	25
DW8805	4-1/2"	3/32"	5/8"-11	Z24R	Metal & Stainless Cutting & Notching	15,200	10
DW8810	5"	3/32"	7/8"	Z24R	Metal & Stainless Cutting & Notching	15,200	25
DW8811	5"	3/32"	5/8"-11	Z24R	Metal & Stainless Cutting & Notching	15,200	10
DW8816	6"	3/32"	7/8"	Z24R	Metal & Stainless Cutting & Notching	10,100	10



TYPE 27 BONDED ABRASIVES *(continued)*

XP EXTENDED Performance™ *(continued)*



CAT #	DIA.	THICKNESS	ARBOR	GRIT	APPLICATION	MAX RPM	PACK
3/32" Metal & Stainless Cutting <i>(continued)</i>							
DW8817	6"	3/32"	5/8"-11	Z24R	Metal & Stainless Cutting & Notching	10,100	10
DW8822	7"	3/32"	7/8"	Z24R	Metal & Stainless Cutting & Notching	8,700	10
DW8823	7"	3/32"	5/8"-11	Z24R	Metal & Stainless Cutting & Notching	8,700	10
DW8828	9"	3/32"	7/8"	Z24R	Metal & Stainless Cutting & Notching	6,600	10
DW8829	9"	3/32"	5/8"-11	Z24R	Metal & Stainless Cutting & Notching	6,600	10
1/8" Pipeline Metal & Stainless Cutting & Grinding							
DW8801	4"	1/8"	3/8"	Z24R	Metal & Stainless Cutting & Grinding	15,200	25
DW8802	4"	1/8"	5/8"	Z24R	Metal & Stainless Cutting & Grinding	15,200	25
DW8806	4-1/2"	1/8"	7/8"	Z24R	Metal & Stainless Cutting & Grinding	13,300	25
DW8807	4-1/2"	1/8"	5/8"-11	Z24R	Metal & Stainless Cutting & Grinding	13,300	10
DW8812	5"	1/8"	7/8"	Z24R	Metal & Stainless Cutting & Grinding	12,200	25
DW8813	5"	1/8"	5/8"-11	Z24R	Metal & Stainless Cutting & Grinding	12,200	10
DW8818	6"	1/8"	7/8"	Z24R	Metal & Stainless Cutting & Grinding	10,000	10
DW8819	6"	1/8"	5/8"-11	Z24R	Metal & Stainless Cutting & Grinding	10,000	10
DW8824	7"	1/8"	7/8"	Z24R	Metal & Stainless Cutting & Grinding	8,700	10
DW8825	7"	1/8"	5/8"-11	Z24R	Metal & Stainless Cutting & Grinding	8,700	10
DW8830	9"	1/8"	7/8"	Z24R	Metal & Stainless Cutting & Grinding	6,600	10
DW8831	9"	1/8"	5/8"-11	Z24R	Metal & Stainless Cutting & Grinding	6,600	10
1/4" Metal & Stainless Grinding							
DW8803	4"	1/4"	5/8"	Z24R	Metal & Stainless Grinding	15,200	25
DW8808	4-1/2"	1/4"	7/8"	Z24R	Metal & Stainless Grinding	13,300	25
DW8809	4-1/2"	1/4"	5/8"-11	Z24R	Metal & Stainless Grinding	13,300	10
DW8814	5"	1/4"	7/8"	Z24R	Metal & Stainless Grinding	12,200	25
DW8815	5"	1/4"	5/8"-11	Z24R	Metal & Stainless Grinding	12,200	10
DW8820	6"	1/4"	7/8"	Z24R	Metal & Stainless Grinding	10,100	10
DW8821	6"	1/4"	5/8"-11	Z24R	Metal & Stainless Grinding	10,100	10
DW8826	7"	1/4"	7/8"	Z24R	Metal & Stainless Grinding	8,700	10
DW8827	7"	1/4"	5/8"-11	Z24R	Metal & Stainless Grinding	8,700	10
DW8832	9"	1/4"	7/8"	Z24R	Metal & Stainless Grinding	6,600	10
DW8833	9"	1/4"	5/8"-11	Z24R	Metal & Stainless Grinding	6,600	10



HIGH Performance™



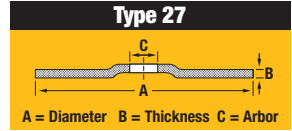
CAT #	DIA.	THICKNESS	ARBOR	GRIT	APPLICATION	MAX RPM	PACK
.045" Metal & Stainless Cutting							
DW8420	4"	.045"	5/8"	A60T	Metal & Stainless Cutting	15,200	25
DW8424	4-1/2"	.045"	7/8"	A60T	Metal & Stainless Cutting	13,300	25
DW8424H	4-1/2"	.045"	5/8"-11	A60T	Metal & Stainless Cutting	13,300	10
DW8425	5"	.045"	7/8"	A60T	Metal & Stainless Cutting	12,200	25
DW8425H	5"	.045"	5/8"-11	A60T	Metal & Stainless Cutting	12,200	25
DW8426	6"	.040"	7/8"	A60T	Metal & Stainless Cutting	10,100	25
DW8426H	6"	.040"	5/8"-11	A60T	Metal & Stainless Cutting	10,100	25
DW8427	7"	.045"	7/8"	A60T	Metal & Stainless Cutting	8,700	25
DW8427H	7"	.045"	5/8"-11	A60T	Metal & Stainless Cutting	8,700	25
3/32" Metal Cutting & Notching							
DW8750	4-1/2"	3/32"	7/8"	A24R	Metal Cutting & Notching	13,300	25
DW8751	4-1/2"	3/32"	5/8"-11	A24R	Metal Cutting & Notching	13,300	10
DW8752	5"	3/32"	7/8"	A24R	Metal Cutting & Notching	12,200	25
DW8753	5"	3/32"	5/8"-11	A24R	Metal Cutting & Notching	12,200	10
DW8754	6"	3/32"	7/8"	A24R	Metal Cutting & Notching	10,100	10
DW8755	6"	3/32"	5/8"-11	A24R	Metal Cutting & Notching	10,100	10
DW8756	7"	3/32"	7/8"	A24R	Metal Cutting & Notching	8,700	10
DW8757	7"	3/32"	5/8"-11	A24R	Metal Cutting & Notching	8,700	10
DW8758	9"	3/32"	7/8"	A24R	Metal Cutting & Notching	6,600	10
DW8759	9"	3/32"	5/8"-11	A24R	Metal Cutting & Notching	6,600	10



(continued on next page)

TYPE 27 BONDED ABRASIVES *(continued)*

HIGH
Performance™ *(continued)*



CAT #	DIA.	THICKNESS	ARBOR	GRIT	APPLICATION	MAX RPM	PACK
1/8" Pipeline Metal & Stainless Cutting & Grinding							
DW8434	4-1/2"	1/8"	7/8"	A24R	Metal Cutting & Grinding	13,300	25
DW8435	4-1/2"	1/8"	5/8"-11	A24R	Metal Cutting & Grinding	13,300	10
DW8484	5"	1/8"	7/8"	A24R	Metal Cutting & Grinding	12,200	25
DW8436	5"	1/8"	5/8"-11	A24R	Metal Cutting & Grinding	12,200	10
DW8485	6"	1/8"	7/8"	A24R	Metal Cutting & Grinding	10,100	10
DW8438	6"	1/8"	5/8"-11	A24R	Metal Cutting & Grinding	10,100	10
DW8486	7"	1/8"	7/8"	A24R	Metal Cutting & Grinding	8,700	10
DW8437	7"	1/8"	5/8"-11	A24R	Metal Cutting & Grinding	8,700	10
DW8487	9"	1/8"	7/8"	A24R	Metal Cutting & Grinding	6,600	10
DW8439	9"	1/8"	5/8"-11	A24R	Metal Cutting & Grinding	6,600	10
1/4" Metal & Stainless Grinding							
DW4419	4"	1/4"	5/8"	A24R	Metal Grinding	15,200	25
DW4514	4-1/2"	1/4"	7/8"	A24R	Metal Grinding	13,300	25
DW4514B5	4-1/2"	1/4"	7/8"	A24R	Metal Grinding	13,300	5
DW4523	4-1/2"	1/4"	5/8"-11	A24R	Metal Grinding	13,300	10
DW4619	5"	1/4"	7/8"	A24R	Metal Grinding	12,200	25
DW4623	5"	1/4"	5/8"-11	A24R	Metal Grinding	12,200	10
DW4624	6"	1/4"	7/8"	A24R	Metal Grinding	10,100	10
DW4626	6"	1/4"	5/8"-11	A24R	Metal Grinding	10,100	10
DW4719	7"	1/4"	7/8"	A24R	Metal Grinding	8,700	10
DW4999	7"	1/4"	5/8"-11	A24R	Metal Grinding	8,700	10
DW4949	9"	1/4"	7/8"	A24R	Metal Grinding	6,600	10
DW4954	9"	1/4"	5/8"-11	A24R	Metal Grinding	6,600	10



METAL CUTTING & GRINDING



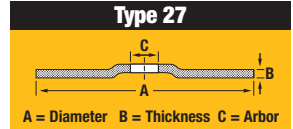
CAT #	DIA.	THICKNESS	ARBOR	GRIT	APPLICATION	MAX RPM	PACK
.045" Metal & Stainless Cutting							
DWA4530	4"	.045"	5/8"	A60T	Fast Cutting	15,200	25
DWA4531	4-1/2"	.045"	7/8"	A60T	Fast Cutting	13,300	25
DWA4534	7"	.045"	7/8"	A60T	Fast Cutting	8,700	25
1/8" Metal & Stainless Cutting							
DWA4510	4"	1/8"	5/8"	A24N	Fast Cutting & Grinding	15,200	25
DWA4511	4-1/2"	1/8"	7/8"	A24N	Fast Cutting & Grinding	13,300	25
DWA4511H	4-1/2"	1/8"	5/8"-11	A24N	Fast Cutting & Grinding	13,300	10
DWA4512	5"	1/8"	7/8"	A24N	Fast Cutting & Grinding	12,200	25
DWA4512H	5"	1/8"	5/8"-11	A24N	Fast Cutting & Grinding	12,200	10
DWA4513	6"	1/8"	7/8"	A24N	Fast Cutting & Grinding	10,100	10
DWA4513H	6"	1/8"	5/8"-11	A24N	Fast Cutting & Grinding	10,100	10
DWA4514	7"	1/8"	7/8"	A24N	Fast Cutting & Grinding	8,700	10
DWA4514H	7"	1/8"	5/8"-11	A24N	Fast Cutting & Grinding	8,700	10
DWA4515	9"	1/8"	7/8"	A24N	Fast Cutting & Grinding	6,600	10
DWA4515H	9"	1/8"	5/8"-11	A24N	Fast Cutting & Grinding	6,600	10
1/4" Metal & Stainless Cutting							
DWA4500	4"	1/4"	5/8"	A24N	Fast Metal Grinding	15,200	25
DW4541	4-1/2"	1/4"	7/8"	A24N	Fast Metal Grinding	13,300	25
DW4542	4-1/2"	1/4"	5/8"-11	A24N	Fast Metal Grinding	13,300	10
DW4543	5"	1/4"	7/8"	A24N	Fast Metal Grinding	12,200	25
DW4544	5"	1/4"	5/8"-11	A24N	Fast Metal Grinding	12,200	10
DW4545	6"	1/4"	7/8"	A24N	Fast Metal Grinding	10,100	10
DW4546	6"	1/4"	5/8"-11	A24N	Fast Metal Grinding	10,100	10
DW4547	7"	1/4"	7/8"	A24N	Fast Metal Grinding	8,700	10
DW4548	7"	1/4"	5/8"-11	A24N	Fast Metal Grinding	8,700	10
DW4549	9"	1/4"	7/8"	A24N	Fast Metal Grinding	6,600	10
DW4550	9"	1/4"	5/8"-11	A24N	Fast Metal Grinding	6,600	10



TYPE 27 BONDED ABRASIVES *(continued)*

HIGH Performance

MASONRY CUTTING & GRINDING WHEELS



CAT #	DIA.	THICKNESS	ARBOR	GRIT	APPLICATION	MAX RPM	PACK
1/8" Masonry Cutting							
DW4428	4"	1/8"	5/8"	C24R	Masonry Cutting	15,200	25
DW4528	4-1/2"	1/8"	7/8"	C24R	Masonry Cutting	13,300	25
DW4552	4-1/2"	1/8"	5/8"-11	C24R	Masonry Cutting	13,300	10
DW4628	5"	1/8"	7/8"	C24R	Masonry Cutting	12,200	25
DW4658	5"	1/8"	5/8"-11	C24R	Masonry Cutting	12,200	10
DW4728	7"	1/8"	7/8"	C24R	Masonry Cutting	8,700	10
DW4758	7"	1/8"	5/8"-11	C24R	Masonry Cutting	8,700	10
DW4928	9"	1/8"	7/8"	C24R	Masonry Cutting	6,600	10
DW4929	9"	1/8"	5/8"-11	C24R	Masonry Cutting	6,600	10
1/4" Masonry Grinding							
DW4429	4"	1/4"	5/8"	C24R	Masonry Grinding	15,200	25
DW4524	4-1/2"	1/4"	7/8"	C24R	Masonry Grinding	13,300	25
DW4551	4-1/2"	1/4"	5/8"-11	C24R	Masonry Grinding	13,300	10
DW4629	5"	1/4"	7/8"	C24R	Masonry Grinding	12,200	25
DW4553	5"	1/4"	5/8"-11	C24R	Masonry Grinding	12,200	10
DW4554	7"	1/4"	7/8"	C24R	Masonry Grinding	8,700	10
DW4759	7"	1/4"	5/8"-11	C24R	Masonry Grinding	8,700	10
DW4557	9"	1/4"	7/8"	C24R	Masonry Grinding	6,600	10
DW4959	9"	1/4"	5/8"-11	C24R	Masonry Grinding	6,600	10



MASONRY GRINDING



CAT #	DIA.	THICKNESS	ARBOR	GRIT	APPLICATION	MAX RPM	PACK
1/4" Masonry Grinding							
DWA4500C	4"	1/4"	5/8"	C24R	Fast Masonry Grinding	15,200	25
DWA4501C	4-1/2"	1/4"	7/8"	C24R	Fast Masonry Grinding	13,300	25
DWA4514CH	7"	1/4"	5/8"-11	C24R	Fast Masonry Grinding	8,700	10



HIGH Performance

STAINLESS CUTTING & GRINDING WHEELS



CAT #	DIA.	THICKNESS	ARBOR	GRIT	APPLICATION	MAX RPM	PACK
1/8" Stainless Steel Cutting CONTAMINANT FREE							
DW8452	4-1/2"	1/8"	7/8"	A30S	Stainless Cutting	13,300	25
DW8452H	4-1/2"	1/8"	5/8"-11	A30S	Stainless Cutting	13,300	10
DW8454	5"	1/8"	7/8"	A30S	Stainless Cutting	12,200	25
DW8454H	5"	1/8"	5/8"-11	A30S	Stainless Cutting	12,200	10
DW8457	6"	1/8"	7/8"	A30S	Stainless Cutting	10,100	10
DW8457H	6"	1/8"	5/8"-11	A30S	Stainless Cutting	10,100	10
DW8456	7"	1/8"	7/8"	A30S	Stainless Cutting	8,700	10
DW8456H	7"	1/8"	5/8"-11	A30S	Stainless Cutting	8,700	10
DW8458	9"	1/8"	7/8"	A30S	Stainless Cutting	6,600	10
DW8458H	9"	1/8"	5/8"-11	A30S	Stainless Cutting	6,600	10
1/4" Stainless Steel Grinding CONTAMINANT FREE							
DW8410	4"	1/4"	5/8"	A30S	Stainless Grinding	15,200	25
DW8414	4-1/2"	1/4"	7/8"	A30S	Stainless Grinding	13,300	25
DW8415	4-1/2"	1/4"	5/8"-11	A30S	Stainless Grinding	13,300	10
DW8464	5"	1/4"	7/8"	A30S	Stainless Grinding	12,200	25
DW8416	5"	1/4"	5/8"-11	A30S	Stainless Grinding	12,200	10
DW8465	6"	1/4"	7/8"	A30S	Stainless Grinding	10,100	10
DW8465H	6"	1/4"	5/8"-11	A30S	Stainless Grinding	10,100	10
DW8466	7"	1/4"	7/8"	A30S	Stainless Grinding	8,700	10
DW8417	7"	1/4"	5/8"-11	A30S	Stainless Grinding	8,700	10
DW8468	9"	1/4"	7/8"	A30S	Stainless Grinding	6,600	10
DW8419	9"	1/4"	5/8"-11	A30S	Stainless Grinding	6,600	10



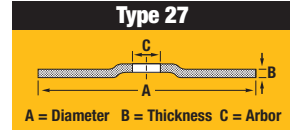
(continued on next page)

TYPE 27 BONDED ABRASIVES (continued)

HIGH Performance GRINDING WHEELS



CAT #	DIA.	THICKNESS	ARBOR	GRIT	APPLICATION	MAX RPM	PACK
1/4" Aluminum Grinding							
DW8400	4"	1/4"	5/8"	A30N	Aluminum Grinding	15,200	25
DW8404	4-1/2"	1/4"	7/8"	A30N	Aluminum Grinding	13,300	25
DW8405	4-1/2"	1/4"	5/8"-11	A30N	Aluminum Grinding	13,300	10
DW8474	5"	1/4"	7/8"	A30N	Aluminum Grinding	12,200	25
DW8406	5"	1/4"	5/8"-11	A30N	Aluminum Grinding	12,200	10
DW8476	7"	1/4"	7/8"	A30N	Aluminum Grinding	8,700	10
DW8407	7"	1/4"	5/8"-11	A30N	Aluminum Grinding	8,700	10
DW8409	9"	1/4"	5/8"-11	A30N	Aluminum Grinding	6,600	10

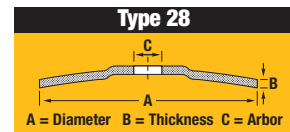


TYPE 28 BONDED ABRASIVES

HIGH Performance GRINDING WHEELS



CAT #	DIA.	THICKNESS	ARBOR	GRIT	APPLICATION	MAX RPM	PACK
1/4" Metal Grinding							
DW8445	7"	1/4"	7/8"	A24R	Flat Metal Grinding	8,700	10
DW8446	7"	1/4"	5/8"-11	A24R	Flat Metal Grinding	8,700	10
DW8447	9"	1/4"	7/8"	A24R	Flat Metal Grinding	6,600	10
DW8448	9"	1/4"	5/8"-11	A24R	Flat Metal Grinding	6,600	10

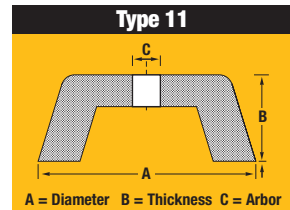


TYPE 11 BONDED ABRASIVES

HIGH Performance CUP WHEELS



CAT #	DIA.	THICKNESS	ARBOR	GRIT	APPLICATION	MAX RPM	PACK
Metal Grinding							
DW4960	4"	2"	5/8"-11	A16R	Metal Surface Grinding	9,000	10
DW4962	5"	2"	5/8"-11	A16R	Metal Surface Grinding	7,000	10
DW4964	6"	2"	5/8"-11	A16R	Metal Surface Grinding	6,000	10
Masonry Grinding							
DW4961	4"	2"	5/8"-11	C16R	Masonry Surface Grinding	9,000	10
DW4963	5"	2"	5/8"-11	C16R	Masonry Surface Grinding	7,000	10
DW4965	6"	2"	5/8"-11	C16R	Masonry Surface Grinding	6,000	10



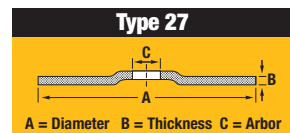
TYPE 27 FLAP DISCS

WEARABLE BACKING.



XP EXTENDED Performance WEARABLE BACKING FLAP DISCS

CAT #	DIA.	ARBOR	GRIT	MAX RPM	PACK	CAT #	DIA.	ARBOR	GRIT	MAX RPM	PACK
DW8210	4-1/2"	7/8"	Z40	13,300	10	DW8213H	4-1/2"	5/8"-11	Z120	13,300	5
DW8211	4-1/2"	7/8"	Z60	13,300	10	DW8214	5"	7/8"	Z40	12,200	10
DW8212	4-1/2"	7/8"	Z80	13,300	10	DW8215	5"	7/8"	Z60	12,200	10
DW8213	4-1/2"	7/8"	Z120	13,300	10	DW8216	5"	7/8"	Z80	12,200	10
DW8210H	4-1/2"	5/8"-11	Z40	13,300	5	DW8217	5"	7/8"	Z120	12,200	10
DW8211H	4-1/2"	5/8"-11	Z60	13,300	5	DW8214H	5"	5/8"-11	Z40	12,200	5
DW8212H	4-1/2"	5/8"-11	Z80	13,300	5	DW8215H	5"	5/8"-11	Z60	12,200	5



TYPE 27 FLAP DISCS *(continued)*

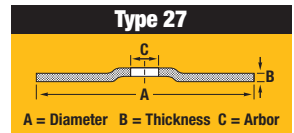


XP EXTENDED Performance

WEARABLE BACKING FLAP DISCS *(continued)*

CAT #	DIA.	ARBOR	GRIT	MAX RPM	PACK
DW8216H	5"	5/8"-11	Z80	12,200	5
DW8217H	5"	5/8"-11	Z120	12,200	5
DW8222	6"	7/8"	Z40	10,100	10
DW8223	6"	7/8"	Z60	10,100	10
DW8224	6"	7/8"	Z80	10,100	10
DW8225	6"	7/8"	Z120	10,100	10
DW8222H	6"	5/8"-11	Z40	10,100	5
DW8223H	6"	5/8"-11	Z60	10,100	5
DW8224H	6"	5/8"-11	Z80	10,100	5

CAT #	DIA.	ARBOR	GRIT	MAX RPM	PACK
DW8225H	6"	5/8"-11	Z120	10,100	5
DW8218	7"	7/8"	Z40	8,700	10
DW8219	7"	7/8"	Z60	8,700	10
DW8220	7"	7/8"	Z80	8,700	10
DW8221	7"	7/8"	Z120	8,700	10
DW8218H	7"	5/8"-11	Z40	8,700	5
DW8219H	7"	5/8"-11	Z60	8,700	5
DW8220H	7"	5/8"-11	Z80	8,700	5
DW8221H	7"	5/8"-11	Z120	8,700	5



XP EXTENDED Performance

FLAP DISCS



CAT #	DIA.	ARBOR	GRIT	MAX RPM	PACK
CONTAMINANT FREE					
DW8250	4-1/2"	7/8"	Z40	13,300	10
DW8251	4-1/2"	7/8"	Z60	13,300	10
DW8252	4-1/2"	7/8"	Z80	13,300	10
DW8253	4-1/2"	7/8"	Z120	13,300	10
DW8254	4-1/2"	5/8"-11	Z40	13,300	5
DW8255	4-1/2"	5/8"-11	Z60	13,300	5
DW8256	4-1/2"	5/8"-11	Z80	13,300	5
DW8257	4-1/2"	5/8"-11	Z120	13,300	5
DW8258	5"	7/8"	Z40	12,200	10
DW8259	5"	7/8"	Z60	12,200	10
DW8260	5"	7/8"	Z80	12,200	10
DW8261	5"	7/8"	Z120	12,200	10
DW8262	5"	5/8"-11	Z40	12,200	5
DW8263	5"	5/8"-11	Z60	12,200	5
DW8264	5"	5/8"-11	Z80	12,200	5
DW8265	5"	5/8"-11	Z120	12,200	5

CAT #	DIA.	ARBOR	GRIT	MAX RPM	PACK
DW8274	6"	7/8"	Z40	10,100	10
DW8275	6"	7/8"	Z60	10,100	10
DW8276	6"	7/8"	Z80	10,100	10
DW8277	6"	7/8"	Z120	10,100	10
DW8274H	6"	5/8"-11	Z40	10,100	5
DW8275H	6"	5/8"-11	Z60	10,100	5
DW8276H	6"	5/8"-11	Z80	10,100	5
DW8277H	6"	5/8"-11	Z120	10,100	5
DW8266	7"	7/8"	Z40	8,700	10
DW8267	7"	7/8"	Z60	8,700	10
DW8268	7"	7/8"	Z80	8,700	10
DW8269	7"	7/8"	Z120	8,700	10
DW8270	7"	5/8"-11	Z40	8,700	5
DW8271	7"	5/8"-11	Z60	8,700	5
DW8272	7"	5/8"-11	Z80	8,700	5
DW8273	7"	5/8"-11	Z120	8,700	5



HIGH Performance

FLAP DISCS



CAT #	DIA.	ARBOR	GRIT	MAX RPM	PACK
CONTAMINANT FREE					
DW8300	4"	5/8"	Z36	15,200	10
DW8302	4"	5/8"	Z60	15,200	10
DW8303	4"	5/8"	Z80	15,200	10
DW8304	4"	5/8"	Z120	15,200	10
DW8350	4-1/2"	7/8"	Z24	13,300	10
DW8351	4-1/2"	7/8"	Z40	13,300	10
DW8352	4-1/2"	7/8"	Z60	13,300	10
DW8353	4-1/2"	7/8"	Z80	13,300	10
DW8354	4-1/2"	7/8"	Z120	13,300	10
DW8355	4-1/2"	5/8"-11	Z24	13,300	5
DW8356	4-1/2"	5/8"-11	Z40	13,300	5
DW8357	4-1/2"	5/8"-11	Z60	13,300	5
DW8358	4-1/2"	5/8"-11	Z80	13,300	5
DW8359	4-1/2"	5/8"-11	Z120	13,300	5
DW8360	5"	7/8"	Z24	12,200	10
DW8361	5"	7/8"	Z40	12,200	10
DW8362	5"	7/8"	Z60	12,200	10

CAT #	DIA.	ARBOR	GRIT	MAX RPM	PACK
DW8363	5"	7/8"	Z80	12,200	10
DW8364	5"	7/8"	Z120	12,200	10
DW8365	5"	5/8"-11	Z24	12,200	5
DW8366	5"	5/8"-11	Z40	12,200	5
DW8367	5"	5/8"-11	Z60	12,200	5
DW8368	5"	5/8"-11	Z80	12,200	5
DW8369	5"	5/8"-11	Z120	12,200	5
DW8370	7"	7/8"	Z24	8,700	10
DW8371	7"	7/8"	Z40	8,700	10
DW8372	7"	7/8"	Z60	8,700	10
DW8373	7"	7/8"	Z80	8,700	10
DW8374	7"	7/8"	Z120	8,700	10
DW8375	7"	5/8"-11	Z24	8,700	5
DW8376	7"	5/8"-11	Z40	8,700	5
DW8377	7"	5/8"-11	Z60	8,700	5
DW8378	7"	5/8"-11	Z80	8,700	5
DW8379	7"	5/8"-11	Z120	8,700	5

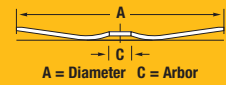


TYPE 29 FLAP DISCS

HIGH
Performance



Type 29



CAT #	DIA.	ARBOR	GRIT	MAX RPM	PACK
CONTAMINANT FREE					
DW8336	4-1/2"	7/8"	Z24	13,300	10
DW8306	4-1/2"	7/8"	Z36	13,300	10
DW8308	4-1/2"	7/8"	Z60	13,300	10
DW8309	4-1/2"	7/8"	Z80	13,300	10
DW8310	4-1/2"	7/8"	Z120	13,300	10
DW8337	4-1/2"	5/8"-11	Z24	13,300	5
DW8311	4-1/2"	5/8"-11	Z36	13,300	5
DW8312	4-1/2"	5/8"-11	Z60	13,300	5
DW8313	4-1/2"	5/8"-11	Z80	13,300	5
DW8314	4-1/2"	5/8"-11	Z120	13,300	5
DW8338	5"	7/8"	Z24	12,200	10
DW8315	5"	7/8"	Z36	12,200	10
DW8317	5"	7/8"	Z60	12,200	10
DW8318	5"	7/8"	Z80	12,200	10
DW8319	5"	7/8"	Z120	12,200	10
DW8339	5"	5/8"-11	Z24	12,200	5
DW8332	5"	5/8"-11	Z36	12,200	5
DW8333	5"	5/8"-11	Z60	12,200	5
DW8334	5"	5/8"-11	Z80	12,200	5

CAT #	DIA.	ARBOR	GRIT	MAX RPM	PACK
DW8335	5"	5/8"-11	Z120	12,200	5
DW8380	6"	7/8"	Z40	10,100	10
DW8381	6"	7/8"	Z60	10,100	10
DW8382	6"	7/8"	Z80	10,100	10
DW8383	6"	7/8"	Z120	10,100	10
DW8380H	6"	5/8"-11	Z40	10,100	5
DW8381H	6"	5/8"-11	Z60	10,100	5
DW8382H	6"	5/8"-11	Z80	10,100	5
DW8383H	6"	7/8"	Z120	8,700	5
DW8340	7"	7/8"	Z24	8,700	10
DW8321	7"	7/8"	Z36	8,700	10
DW8323	7"	7/8"	Z60	8,700	10
DW8324	7"	7/8"	Z80	8,700	10
DW8325	7"	7/8"	Z120	8,700	10
DW8341	7"	5/8"-11	Z24	8,700	5
DW8327	7"	5/8"-11	Z36	8,700	5
DW8329	7"	5/8"-11	Z60	8,700	5
DW8330	7"	5/8"-11	Z80	8,700	5
DW8331	7"	5/8"-11	Z120	8,700	5



FLAP DISCS

CAT #	DIA.	ARBOR	GRIT	MAX RPM	PACK
DWA8201	4"	5/8"	40	15,200	10
DWA8202	4"	5/8"	60	15,200	10
DWA8203	4"	5/8"	80	15,200	10
DWA8206	4-1/2"	7/8"	40	13,300	10
DWA8207	4-1/2"	7/8"	60	13,300	10
DWA8208	4-1/2"	7/8"	80	13,300	10
DWA8216H	7"	5/8"-11	40	8,700	5
DWA8217H	7"	5/8"-11	60	8,700	5
DWA8218H	7"	5/8"-11	80	8,700	5

FIBER DISCS

XP3™ CERAMIC



CAT #	DIA.	ARBOR	GRIT	MAX RPM	PACK
DARB6G0225	4-1/2"	7/8"	24	13,300	25
DARB6G0325	4-1/2"	7/8"	36	13,300	25
DARB6G0525	4-1/2"	7/8"	50	13,300	25
DARB6H0225	5"	7/8"	24	12,200	25
DARB6H0325	5"	7/8"	36	12,200	25
DARB6H0525	5"	7/8"	50	12,200	25
DARB6K0225	7"	7/8"	24	8,700	25
DARB6K0325	7"	7/8"	36	8,700	25
DARB6K0525	7"	7/8"	50	8,700	25

CAT #	DIA.	ARBOR	GRIT	MAX RPM	PACK
DARC6G0215	4-1/2"	Quick Lock	24	13,300	15
DARC6G0315	4-1/2"	Quick Lock	36	13,300	15
DARC6G0515	4-1/2"	Quick Lock	50	13,300	15
DARC6H0215	5"	Quick Lock	24	12,200	15
DARC6H0315	5"	Quick Lock	36	12,200	15
DARC6H0515	5"	Quick Lock	50	12,200	15
DARC6K0215	7"	Quick Lock	24	8,700	15
DARC6K0315	7"	Quick Lock	36	8,700	15
DARC6K0515	7"	Quick Lock	50	8,700	15



XP EXTENDED Performance ZIRCONIA COOL CUT



CAT #	DIA.	ARBOR	GRIT	MAX RPM	PACK
DARB5G0225	4-1/2"	7/8"	24	13,300	25
DARB5G0325	4-1/2"	7/8"	36	13,300	25
DARB5G0525	4-1/2"	7/8"	50	13,300	25
DARB5G0625	4-1/2"	7/8"	60	13,300	25
DARB5G0825	4-1/2"	7/8"	80	13,300	25
DARB5G1025	4-1/2"	7/8"	100	13,300	25
DARB5G1225	4-1/2"	7/8"	120	13,300	25
DARB5H0225	5"	7/8"	24	12,200	25
DARB5H0325	5"	7/8"	36	12,200	25
DARB5H0525	5"	7/8"	50	12,200	25
DARB5H0625	5"	7/8"	60	12,200	25
DARB5H0825	5"	7/8"	80	12,200	25
DARB5H1025	5"	7/8"	100	12,200	25
DARB5H1225	5"	7/8"	120	12,200	25
DARB5K0225	7"	7/8"	24	8,700	25
DARB5K0325	7"	7/8"	36	8,700	25
DARB5K0525	7"	7/8"	50	8,700	25

CAT #	DIA.	ARBOR	GRIT	MAX RPM	PACK
DARB5K0625	7"	7/8"	60	8,700	25
DARB5K0825	7"	7/8"	80	8,700	25
DARB5K1025	7"	7/8"	100	8,700	25
DARB5K1225	7"	7/8"	120	8,700	25
DARB5M0225	9"	7/8"	24	6,600	25
DARB5M0325	9"	7/8"	36	6,600	25
DARB5M0525	9"	7/8"	50	6,600	25
DARB5M0625	9"	7/8"	60	6,600	25
DARB5M0825	9"	7/8"	80	6,600	25



CAT #	DIA.	ARBOR	GRIT	MAX RPM	PACK
DARC5G0215	4-1/2"	Quick Lock	24	13,300	15
DARC5G0315	4-1/2"	Quick Lock	36	13,300	15
DARC5G0515	4-1/2"	Quick Lock	50	13,300	15
DARC5G0615	4-1/2"	Quick Lock	60	13,300	15
DARC5G0815	4-1/2"	Quick Lock	80	13,300	15
DARC5H0215	5"	Quick Lock	24	12,200	15
DARC5H0315	5"	Quick Lock	36	12,200	15
DARC5H0515	5"	Quick Lock	50	12,200	15
DARC5H0615	5"	Quick Lock	60	12,200	15
DARC5H0815	5"	Quick Lock	80	12,200	15
DARC5K0215	7"	Quick Lock	24	8,700	15
DARC5K0315	7"	Quick Lock	36	8,700	15
DARC5K0515	7"	Quick Lock	50	8,700	15
DARC5K0615	7"	Quick Lock	60	8,700	15
DARC5K0815	7"	Quick Lock	80	8,700	15

FIBER DISCS (continued)

XP EXTENDED Performance™

ZIRCONIA



CAT #	DIA.	ARBOR	GRIT	MAX RPM	PACK
DARB4G0225	4-1/2"	7/8"	24	13,300	25
DARB4G0325	4-1/2"	7/8"	36	13,300	25
DARB4G0525	4-1/2"	7/8"	50	13,300	25
DARB4G0625	4-1/2"	7/8"	60	13,300	25
DARB4G0825	4-1/2"	7/8"	80	13,300	25
DARB4H0225	5"	7/8"	24	12,200	25
DARB4H0325	5"	7/8"	36	12,200	25
DARB4H0525	5"	7/8"	50	12,200	25
DARB4H0625	5"	7/8"	60	12,200	25
DARB4H0825	5"	7/8"	80	12,200	25
DARB4K0225	7"	7/8"	24	8,700	25
DARB4K0325	7"	7/8"	36	8,700	25
DARB4K0525	7"	7/8"	50	8,700	25
DARB4K0625	7"	7/8"	60	8,700	25
DARB4K0825	7"	7/8"	80	8,700	25

CAT #	DIA.	ARBOR	GRIT	MAX RPM	PACK
DARC4G0215	4-1/2"	Quick Lock	24	13,300	15
DARC4G0315	4-1/2"	Quick Lock	36	13,300	15
DARC4G0515	4-1/2"	Quick Lock	50	13,300	15
DARC4G0615	4-1/2"	Quick Lock	60	13,300	15
DARC4G0815	4-1/2"	Quick Lock	80	13,300	15
DARC4H0215	5"	Quick Lock	24	12,200	15
DARC4H0315	5"	Quick Lock	36	12,200	15
DARC4H0515	5"	Quick Lock	50	12,200	15
DARC4H0615	5"	Quick Lock	60	12,200	15
DARC4H0815	5"	Quick Lock	80	12,200	15
DARC4K0215	7"	Quick Lock	24	8,700	15
DARC4K0315	7"	Quick Lock	36	8,700	15
DARC4K0515	7"	Quick Lock	50	8,700	15
DARC4K0615	7"	Quick Lock	60	8,700	15
DARC4K0815	7"	Quick Lock	80	8,700	15



HIGH Performance™

ALUMINUM OXIDE



CAT #	DIA.	ARBOR	GRIT	MAX RPM	PACK
DARB1F0305	4"	5/8"	36	15,200	5
DARB1F0605	4"	5/8"	60	15,200	5
DARB1F0805	4"	5/8"	80	15,200	5
DARB1G0205	4-1/2"	7/8"	24	13,300	5
DARB1G0305	4-1/2"	7/8"	36	13,300	5
DARB1G0605	4-1/2"	7/8"	60	13,300	5
DARB1G0805	4-1/2"	7/8"	80	13,300	5
DARB1H0205	5"	7/8"	24	12,200	5
DARB1H0305	5"	7/8"	36	12,200	5
DARB1H0605	5"	7/8"	60	12,200	5
DARB1H0805	5"	7/8"	80	12,200	5
DARB1K0205	7"	7/8"	24	8,700	5
DARB1K0305	7"	7/8"	36	8,700	5
DARB1K0605	7"	7/8"	60	8,700	5
DARB1K0805	7"	7/8"	80	8,700	5
DARB1F0325	4"	5/8"	36	15,200	25
DARB1F0525	4"	5/8"	50	15,200	25
DARB1F0625	4"	5/8"	60	15,200	25
DARB1F0825	4"	5/8"	80	15,200	25
DARB1F1025	4"	5/8"	100	15,200	25
DARB1F1225	4"	5/8"	120	15,200	25
DARB1G0125	4-1/2"	7/8"	16	13,300	25
DARB1G0225	4-1/2"	7/8"	24	13,300	25
DARB1G0325	4-1/2"	7/8"	36	13,300	25
DARB1G0525	4-1/2"	7/8"	50	13,300	25
DARB1G0625	4-1/2"	7/8"	60	13,300	25
DARB1G0825	4-1/2"	7/8"	80	13,300	25

CAT #	DIA.	ARBOR	GRIT	MAX RPM	PACK
DARB1G1025	4-1/2"	7/8"	100	13,300	25
DARB1G1225	4-1/2"	7/8"	120	13,300	25
DARB1H0125	5"	7/8"	16	15,200	25
DARB1H0225	5"	7/8"	24	15,200	25
DARB1H0325	5"	7/8"	36	13,300	25
DARB1H0525	5"	7/8"	50	13,300	25
DARB1H0625	5"	7/8"	60	13,300	25
DARB1H0825	5"	7/8"	80	12,200	25
DARB1H1025	5"	7/8"	100	12,200	25
DARB1H1225	5"	7/8"	120	12,200	25
DARB1K0125	7"	7/8"	16	8,700	25
DARB1K0225	7"	7/8"	24	8,700	25
DARB1K0325	7"	7/8"	36	8,700	25
DARB1K0525	7"	7/8"	50	8,700	25
DARB1K0625	7"	7/8"	60	8,700	25
DARB1K0825	7"	7/8"	80	8,700	25
DARB1K1025	7"	7/8"	100	8,700	25
DARB1K1225	7"	7/8"	120	8,700	25
DARB1M0125	9"	7/8"	16	6,600	25
DARB1M0225	9"	7/8"	24	6,600	25
DARB1M0325	9"	7/8"	36	6,600	25
DARB1M0525	9"	7/8"	50	6,600	25
DARB1M0625	9"	7/8"	60	6,600	25
DARB1M0825	9"	7/8"	80	6,600	25
DARB1M1025	9"	7/8"	100	6,600	25
DARB1M1225	9"	7/8"	120	6,600	25

CAT #	DIA.	ARBOR	GRIT	MAX RPM	PACK
DARC1G0115	4-1/2"	Quick Lock	16	13,300	15
DARC1G0215	4-1/2"	Quick Lock	24	13,300	15
DARC1G0315	4-1/2"	Quick Lock	36	13,300	15
DARC1G0515	4-1/2"	Quick Lock	50	13,300	15
DARC1G0615	4-1/2"	Quick Lock	60	13,300	15
DARC1G0815	4-1/2"	Quick Lock	80	13,300	15
DARC1H0115	5"	Quick Lock	16	12,200	15
DARC1H0215	5"	Quick Lock	24	12,200	15
DARC1H0315	5"	Quick Lock	36	12,200	15
DARC1H0515	5"	Quick Lock	50	12,200	15
DARC1H0615	5"	Quick Lock	60	12,200	15
DARC1H0815	5"	Quick Lock	80	12,200	15
DARC1K0115	7"	Quick Lock	16	8,700	15
DARC1K0215	7"	Quick Lock	24	8,700	15
DARC1K0315	7"	Quick Lock	36	8,700	15
DARC1K0515	7"	Quick Lock	50	8,700	15
DARC1K0615	7"	Quick Lock	60	8,700	15
DARC1K0815	7"	Quick Lock	80	8,700	15



FLAP WHEELS

HIGH
Performance

**ANGLE GRINDER
FLAP WHEELS**



CAT #	DIA.	ARBOR	GRIT	MAX RPM	PACK
DAGH1G0410	4-1/2"	5/8"-11	40	13,300	10
DAGH1G0610	4-1/2"	5/8"-11	60	13,300	10

CAT #	DIA.	ARBOR	GRIT	MAX RPM	PACK
DAGH1G0810	4-1/2"	5/8"-11	80	13,300	10
DAGH1G1210	4-1/2"	5/8"-11	120	13,300	10



HIGH
Performance

**FLAP
WHEELS**



CAT #	DIA.	WIDTH	SHAFT	GRIT	MAX RPM	PACK
DAFE1P0410	3/4"	3/4"	1/4"	40	25,000	10
DAFE1P0610	3/4"	3/4"	1/4"	60	25,000	10
DAFE1P0810	3/4"	3/4"	1/4"	80	25,000	10
DAFE1P1210	3/4"	3/4"	1/4"	120	25,000	10
DAFE1A0410	1"	1/2"	1/4"	40	25,000	10
DAFE1A0610	1"	1/2"	1/4"	60	25,000	10
DAFE1A0810	1"	1/2"	1/4"	80	25,000	10
DAFE1A1210	1"	1/2"	1/4"	120	25,000	10
DAFE1A1810	1"	1/2"	1/4"	180	25,000	10
DAFE1A2410	1"	1/2"	1/4"	240	25,000	10
DAFE1B0410	1"	1"	1/4"	40	25,000	10
DAFE1B0610	1"	1"	1/4"	60	25,000	10
DAFE1B0810	1"	1"	1/4"	80	25,000	10
DAFE1B1210	1"	1"	1/4"	120	25,000	10
DAFE1B1810	1"	1"	1/4"	180	25,000	10
DAFE1B2410	1"	1"	1/4"	240	25,000	10
DAFE1D0410	1-1/2"	1"	1/4"	40	25,000	10
DAFE1D0610	1-1/2"	1"	1/4"	60	25,000	10
DAFE1D0810	1-1/2"	1"	1/4"	80	25,000	10
DAFE1D1210	1-1/2"	1"	1/4"	120	25,000	10
DAFE1D1810	1-1/2"	1"	1/4"	180	25,000	10
DAFE1D2410	1-1/2"	1"	1/4"	240	25,000	10
DAFE1E0410	2"	1/2"	1/4"	40	25,000	10
DAFE1E0610	2"	1/2"	1/4"	60	25,000	10
DAFE1E0810	2"	1/2"	1/4"	80	25,000	10
DAFE1E1210	2"	1/2"	1/4"	120	25,000	10
DAFE1E1810	2"	1/2"	1/4"	180	25,000	10
DAFE1E2410	2"	1/2"	1/4"	240	25,000	10
DAFE1R0410	2"	3/4"	1/4"	40	25,000	10
DAFE1R0610	2"	3/4"	1/4"	60	25,000	10
DAFE1R0810	2"	3/4"	1/4"	80	25,000	10
DAFE1R1210	2"	3/4"	1/4"	120	25,000	10
DAFE1R1810	2"	3/4"	1/4"	180	25,000	10

CAT #	DIA.	WIDTH	SHAFT	GRIT	MAX RPM	PACK
DAFE1R2410	2"	3/4"	1/4"	240	25,000	10
DAFE1F0410	2"	1"	1/4"	40	25,000	10
DAFE1F0610	2"	1"	1/4"	60	25,000	10
DAFE1F0810	2"	1"	1/4"	80	25,000	10
DAFE1F1210	2"	1"	1/4"	120	25,000	10
DAFE1F1810	2"	1"	1/4"	180	25,000	10
DAFE1F2410	2"	1"	1/4"	240	25,000	10
DAFE1Q0410	2-1/2"	1"	1/4"	40	25,000	10
DAFE1Q0610	2-1/2"	1"	1/4"	60	25,000	10
DAFE1Q0810	2-1/2"	1"	1/4"	80	25,000	10
DAFE1Q1210	2-1/2"	1"	1/4"	120	25,000	10
DAFE1Q1810	2-1/2"	1"	1/4"	180	25,000	10
DAFE1Q2410	2-1/2"	1"	1/4"	240	25,000	10
DAFE1G0410	3"	1/2"	1/4"	40	20,000	10
DAFE1G0610	3"	1/2"	1/4"	60	20,000	10
DAFE1G0810	3"	1/2"	1/4"	80	20,000	10
DAFE1G1210	3"	1/2"	1/4"	120	20,000	10
DAFE1G1810	3"	1/2"	1/4"	180	20,000	10
DAFE1G2410	3"	1/2"	1/4"	240	20,000	10
DAFE1H0410	3"	1"	1/4"	40	20,000	10
DAFE1H0610	3"	1"	1/4"	60	20,000	10
DAFE1H0810	3"	1"	1/4"	80	20,000	10
DAFE1H1210	3"	1"	1/4"	120	20,000	10
DAFE1H1810	3"	1"	1/4"	180	20,000	10
DAFE1H2410	3"	1"	1/4"	240	20,000	10
DAFK1M0510	6-1/2"	1"	1"	50	5,800	10
DAFK1M0610	6-1/2"	1"	1"	60	5,800	10
DAFK1M0810	6-1/2"	1"	1"	80	5,800	10
DAFK1M1210	6-1/2"	1"	1"	120	5,800	10
DAFK1N0510	6-1/2"	2"	1"	50	5,800	10
DAFK1N0610	6-1/2"	2"	1"	60	5,800	10
DAFK1N0810	6-1/2"	2"	1"	80	5,800	10
DAFK1N1210	6-1/2"	2"	1"	120	5,800	10



HIGH
Performance

**FINISHING
FLAP WHEELS**



CAT #	DIA.	WIDTH	SHAFT	GRIT	MAX RPM	PACK
DAFE7F0610	2"	1"	1/4"	60	12,000	10
DAFE7F1010	2"	1"	1/4"	100	12,000	10
DAFE7F1510	2"	1"	1/4"	150	12,000	10
DAFE7K0610	3"	1-3/4"	1/4"	60	8,000	10
DAFE7K1010	3"	1-3/4"	1/4"	100	8,000	10

CAT #	DIA.	WIDTH	SHAFT	GRIT	MAX RPM	PACK
DAFE7K1510	3"	1-3/4"	1/4"	150	8,000	10
DAFE7L0610	4"	1-3/4"	1/4"	60	6,000	10
DAFE7L1010	4"	1-3/4"	1/4"	100	6,000	10
DAFE7L1510	4"	1-3/4"	1/4"	150	6,000	10



QUICK CHANGE DISCS

XP3[™] CERAMIC



CAT #	DIA.	ARBOR	GRIT	MAX RPM	PACK
DALD6C031A	2"	QDC	36	20,000	100
DALD6C051A	2"	QDC	50	20,000	100
DALD6C061A	2"	QDC	60	20,000	100
DALD6E0350	3"	QDC	36	20,000	50
DALD6E0550	3"	QDC	50	20,000	50
DALD6E0650	3"	QDC	60	20,000	50
DALN6C031A	2"	QRC	36	20,000	100
DALN6C051A	2"	QRC	50	20,000	100
DALN6C061A	2"	QRC	60	20,000	100

CAT #	DIA.	ARBOR	GRIT	MAX RPM	PACK
DALN6E0350	3"	QRC	36	20,000	50
DALN6E0550	3"	QRC	50	20,000	50
DALN6E0650	3"	QRC	60	20,000	50
DALP6C031A	2"	QMC	36	20,000	100
DALP6C051A	2"	QMC	50	20,000	100
DALP6C061A	2"	QMC	60	20,000	100
DALP6E0350	3"	QMC	36	20,000	50
DALP6E0550	3"	QMC	50	20,000	50
DALP6E0650	3"	QMC	60	20,000	50




XP EXTENDED Performance[™] ZIRCONIA COOL CUT



CAT #	DIA.	ARBOR	GRIT	MAX RPM	PACK
DALD5A031A	1"	QDC	36	30,000	100
DALD5A051A	1"	QDC	50	30,000	100
DALD5A061A	1"	QDC	60	30,000	100
DALD5A081A	1"	QDC	80	30,000	100
DALD5A121A	1"	QDC	120	30,000	100
DALD5B031A	1-1/2"	QDC	36	30,000	100
DALD5B051A	1-1/2"	QDC	50	30,000	100
DALD5B061A	1-1/2"	QDC	60	30,000	100
DALD5B081A	1-1/2"	QDC	80	30,000	100
DALD5B121A	1-1/2"	QDC	120	30,000	100
DALD5C031A	2"	QDC	36	20,000	100
DALD5C051A	2"	QDC	50	20,000	100
DALD5C061A	2"	QDC	60	20,000	100
DALD5C081A	2"	QDC	80	20,000	100
DALD5C121A	2"	QDC	120	20,000	100
DALD5E0350	3"	QDC	36	20,000	50
DALD5E0550	3"	QDC	50	20,000	50
DALD5E0650	3"	QDC	60	20,000	50
DALD5E0850	3"	QDC	80	20,000	50
DALD5E1250	3"	QDC	120	20,000	50

CAT #	DIA.	ARBOR	GRIT	MAX RPM	PACK
DALN5B031A	1-1/2"	QRC	36	30,000	100
DALN5B051A	1-1/2"	QRC	50	30,000	100
DALN5B061A	1-1/2"	QRC	60	30,000	100
DALN5B081A	1-1/2"	QRC	80	30,000	100
DALN5B121A	1-1/2"	QRC	120	30,000	100
DALN5C031A	2"	QRC	36	20,000	100
DALN5C051A	2"	QRC	50	20,000	100
DALN5C061A	2"	QRC	60	20,000	100
DALN5C081A	2"	QRC	80	20,000	100
DALN5C121A	2"	QRC	120	20,000	100
DALN5E0350	3"	QRC	36	20,000	50
DALN5E0550	3"	QRC	50	20,000	50
DALN5E0650	3"	QRC	60	20,000	50
DALN5E0850	3"	QRC	80	20,000	50
DALN5E1250	3"	QRC	120	20,000	50
DALP5B031A	1-1/2"	QMC	36	30,000	100
DALP5B051A	1-1/2"	QMC	50	30,000	100
DALP5B061A	1-1/2"	QMC	60	30,000	100
DALP5B081A	1-1/2"	QMC	80	30,000	100
DALP5B121A	1-1/2"	QMC	120	30,000	100

CAT #	DIA.	ARBOR	GRIT	MAX RPM	PACK
DALP5C031A	2"	QMC	36	20,000	100
DALP5C051A	2"	QMC	50	20,000	100
DALP5C061A	2"	QMC	60	20,000	100
DALP5C081A	2"	QMC	80	20,000	100
DALP5C121A	2"	QMC	120	20,000	100
DALP5E0350	3"	QMC	36	20,000	50
DALP5E0550	3"	QMC	50	20,000	50
DALP5E0650	3"	QMC	60	20,000	50
DALP5E0850	3"	QMC	80	20,000	50
DALP5E1250	3"	QMC	120	20,000	50



XP EXTENDED Performance[™] ZIRCONIA



CAT #	DIA.	ARBOR	GRIT	MAX RPM	PACK
DALD4A021A	1"	QDC	24	30,000	100
DALD4A031A	1"	QDC	36	30,000	100
DALD4A041A	1"	QDC	40	30,000	100
DALD4A051A	1"	QDC	50	30,000	100
DALD4A061A	1"	QDC	60	30,000	100
DALD4A081A	1"	QDC	80	30,000	100
DALD4A121A	1"	QDC	120	30,000	100
DALD4B021A	1-1/2"	QDC	24	30,000	100
DALD4B031A	1-1/2"	QDC	36	30,000	100
DALD4B041A	1-1/2"	QDC	40	30,000	100
DALD4B051A	1-1/2"	QDC	50	30,000	100
DALD4B061A	1-1/2"	QDC	60	30,000	100
DALD4B081A	1-1/2"	QDC	80	30,000	100
DALD4B121A	1-1/2"	QDC	120	30,000	100
DALD4C021A	2"	QDC	24	20,000	100
DALD4C031A	2"	QDC	36	20,000	100
DALD4C041A	2"	QDC	40	20,000	100
DALD4C051A	2"	QDC	50	20,000	100
DALD4C061A	2"	QDC	60	20,000	100
DALD4C081A	2"	QDC	80	20,000	100

CAT #	DIA.	ARBOR	GRIT	MAX RPM	PACK
DALD4C121A	2"	QDC	120	20,000	100
DALD4E0250	3"	QDC	24	20,000	50
DALD4E0350	3"	QDC	36	20,000	50
DALD4E0450	3"	QDC	40	20,000	50
DALD4E0550	3"	QDC	50	20,000	50
DALD4E0650	3"	QDC	60	20,000	50
DALD4E0850	3"	QDC	80	20,000	50
DALD4E1250	3"	QDC	120	20,000	50
DALN4B021A	1-1/2"	QRC	24	30,000	100
DALN4B031A	1-1/2"	QRC	36	30,000	100
DALN4B041A	1-1/2"	QRC	40	30,000	100
DALN4B051A	1-1/2"	QRC	50	30,000	100
DALN4B061A	1-1/2"	QRC	60	30,000	100
DALN4B081A	1-1/2"	QRC	80	30,000	100
DALN4B121A	1-1/2"	QRC	120	30,000	100
DALN4C021A	2"	QRC	24	20,000	100
DALN4C031A	2"	QRC	36	20,000	100
DALN4C041A	2"	QRC	40	20,000	100
DALN4C051A	2"	QRC	50	20,000	100
DALN4C061A	2"	QRC	60	20,000	100

CAT #	DIA.	ARBOR	GRIT	MAX RPM	PACK
DALN4C081A	2"	QRC	80	20,000	100
DALN4C121A	2"	QRC	120	20,000	100
DALN4E0250	3"	QRC	24	20,000	50
DALN4E0350	3"	QRC	36	20,000	50
DALN4E0450	3"	QRC	40	20,000	50
DALN4E0550	3"	QRC	50	20,000	50
DALN4E0650	3"	QRC	60	20,000	50
DALN4E0850	3"	QRC	80	20,000	50
DALN4E1250	3"	QRC	120	20,000	50
DALP4B021A	1-1/2"	QMC	24	30,000	100
DALP4B031A	1-1/2"	QMC	36	30,000	100
DALP4B041A	1-1/2"	QMC	40	30,000	100



(continued on next page)

QUICK CHANGE DISCS (continued)

XP EXTENDED Performance ZIRCONIA (continued)



CAT #	DIA.	ARBOR	GRIT	MAX RPM	PACK
DALP4B051A	1-1/2"	QMC	50	30,000	100
DALP4B061A	1-1/2"	QMC	60	30,000	100
DALP4B081A	1-1/2"	QMC	80	30,000	100
DALP4B121A	1-1/2"	QMC	120	30,000	100
DALP4C021A	2"	QMC	24	20,000	100
DALP4C031A	2"	QMC	36	20,000	100

CAT #	DIA.	ARBOR	GRIT	MAX RPM	PACK
DALP4C041A	2"	QMC	40	20,000	100
DALP4C051A	2"	QMC	50	20,000	100
DALP4C061A	2"	QMC	60	20,000	100
DALP4C081A	2"	QMC	80	20,000	100
DALP4C121A	2"	QMC	120	20,000	100
DALP4E0250	3"	QMC	24	20,000	50

CAT #	DIA.	ARBOR	GRIT	MAX RPM	PACK
DALP4E0350	3"	QMC	36	20,000	50
DALP4E0450	3"	QMC	40	20,000	50
DALP4E0550	3"	QMC	50	20,000	50
DALP4E0650	3"	QMC	60	20,000	50
DALP4E0850	3"	QMC	80	20,000	50
DALP4E1250	3"	QMC	120	20,000	50

HIGH Performance ALUMINUM OXIDE



CAT #	DIA.	ARBOR	GRIT	MAX RPM	PACK
DALD1A021A	1"	QDC	24	30,000	100
DALD1A031A	1"	QDC	36	30,000	100
DALD1A041A	1"	QDC	40	30,000	100
DALD1A051A	1"	QDC	50	30,000	100
DALD1A061A	1"	QDC	60	30,000	100
DALD1A081A	1"	QDC	80	30,000	100
DALD1A121A	1"	QDC	120	30,000	100
DALD1B021A	1-1/2"	QDC	24	30,000	100
DALD1B031A	1-1/2"	QDC	36	30,000	100
DALD1B041A	1-1/2"	QDC	40	30,000	100
DALD1B051A	1-1/2"	QDC	50	30,000	100
DALD1B061A	1-1/2"	QDC	60	30,000	100
DALD1B081A	1-1/2"	QDC	80	30,000	100
DALD1B121A	1-1/2"	QDC	120	30,000	100
DALD1C021A	2"	QDC	24	20,000	100
DALD1C031A	2"	QDC	36	20,000	100
DALD1C041A	2"	QDC	40	20,000	100
DALD1C051A	2"	QDC	50	20,000	100
DALD1C061A	2"	QDC	60	20,000	100
DALD1C081A	2"	QDC	80	20,000	100
DALD1C121A	2"	QDC	120	20,000	100
DALD1E0250	3"	QDC	24	20,000	50
DALD1E0350	3"	QDC	36	20,000	50
DALD1E0450	3"	QDC	40	20,000	50
DALD1E0550	3"	QDC	50	20,000	50
DALD1E0650	3"	QDC	60	20,000	50

CAT #	DIA.	ARBOR	GRIT	MAX RPM	PACK
DALD1E0850	3"	QDC	80	20,000	50
DALD1E1250	3"	QDC	120	20,000	50
DALN1B021A	1-1/2"	QRC	24	30,000	100
DALN1B031A	1-1/2"	QRC	36	30,000	100
DALN1B041A	1-1/2"	QRC	40	30,000	100
DALN1B051A	1-1/2"	QRC	50	30,000	100
DALN1B061A	1-1/2"	QRC	60	30,000	100
DALN1B081A	1-1/2"	QRC	80	30,000	100
DALN1B121A	1-1/2"	QRC	120	30,000	100
DALN1C021A	2"	QRC	24	20,000	100
DALN1C031A	2"	QRC	36	20,000	100
DALN1C041A	2"	QRC	40	20,000	100
DALN1C051A	2"	QRC	50	20,000	100
DALN1C061A	2"	QRC	60	20,000	100
DALN1C081A	2"	QRC	80	20,000	100
DALN1C121A	2"	QRC	120	20,000	100
DALN1E0350	3"	QRC	24	20,000	50
DALN1E0350	3"	QRC	36	20,000	50
DALN1E0450	3"	QRC	40	20,000	50
DALN1E0550	3"	QRC	50	20,000	50
DALN1E0650	3"	QRC	60	20,000	50
DALN1E0850	3"	QRC	80	20,000	50
DALN1E1250	3"	QRC	120	20,000	50
DALP1B021A	1-1/2"	QMC	24	30,000	100
DALP1B031A	1-1/2"	QMC	36	30,000	100
DALP1B041A	1-1/2"	QMC	40	30,000	100

CAT #	DIA.	ARBOR	GRIT	MAX RPM	PACK
DALP1B051A	1-1/2"	QMC	50	30,000	100
DALP1B061A	1-1/2"	QMC	60	30,000	100
DALP1B081A	1-1/2"	QMC	80	30,000	100
DALP1B121A	1-1/2"	QMC	120	30,000	100
DALP1C021A	2"	QMC	24	20,000	100
DALP1C031A	2"	QMC	36	20,000	100
DALP1C041A	2"	QMC	40	20,000	100
DALP1C051A	2"	QMC	50	20,000	100
DALP1C061A	2"	QMC	60	20,000	100
DALP1C081A	2"	QMC	80	20,000	100
DALP1C121A	2"	QMC	120	20,000	100
DALP1E0250	3"	QMC	24	20,000	50
DALP1E0350	3"	QMC	36	20,000	50
DALP1E0450	3"	QMC	40	20,000	50
DALP1E0550	3"	QMC	50	20,000	50
DALP1E0650	3"	QMC	60	20,000	50
DALP1E0850	3"	QMC	80	20,000	50
DALP1E1250	3"	QMC	120	20,000	50



HIGH Performance SURFACE FINISHING, NON-WOVEN



CAT #	DIA.	ARBOR	GRIT	MAX RPM	PACK
DALD7ACR25	1"	QDC	Coarse	30,000	25
DALD7AMD25	1"	QDC	Medium	30,000	25
DALD7AFN25	1"	QDC	Fine	30,000	25
DALD7CCR25	2"	QDC	Coarse	20,000	25
DALD7CMD25	2"	QDC	Medium	20,000	25
DALD7CFN25	2"	QDC	Fine	20,000	25
DALD7ECR25	3"	QDC	Coarse	20,000	25
DALD7EMD25	3"	QDC	Medium	20,000	25
DALD7EFN25	3"	QDC	Fine	20,000	25
DALN7CCR25	2"	QRC	Coarse	20,000	25
DALN7CMD25	2"	QRC	Medium	20,000	25

CAT #	DIA.	ARBOR	GRIT	MAX RPM	PACK
DALN7CFN25	2"	QRC	Fine	20,000	25
DALN7ECR25	3"	QRC	Coarse	20,000	25
DALN7EMD25	3"	QRC	Medium	20,000	25
DALN7EFN25	3"	QRC	Fine	20,000	25
DALP7CCR25	2"	QMC	Coarse	20,000	25
DALP7CMD25	2"	QMC	Medium	20,000	25
DALP7CFN25	2"	QMC	Fine	20,000	25
DALP7ECR25	3"	QMC	Coarse	20,000	25
DALP7EMD25	3"	QMC	Medium	20,000	25
DALP7EFN25	3"	QMC	Fine	20,000	25



Arbor Types


QDC



QRC



QMC



BELTS

XP EXTENDED Performance™ ZIRCONIA



CAT #	WIDTH	LENGTH	GRIT	PACK
DABB4D0310	1/4"	18"	36	10
DABB4D0410	1/4"	18"	40	10
DABB4D0610	1/4"	18"	60	10
DABB4D0810	1/4"	18"	80	10
DABB4D1210	1/4"	18"	120	10
DABB4E0310	1/4"	24"	36	10
DABB4E0410	1/4"	24"	40	10
DABB4E0610	1/4"	24"	60	10
DABB4E0810	1/4"	24"	80	10
DABB4E1210	1/4"	24"	120	10

CAT #	WIDTH	LENGTH	GRIT	PACK
DABC4G0410	3/8"	13"	40	10
DABC4G0610	3/8"	13"	60	10
DABC4G0810	3/8"	13"	80	10
DABC4G1210	3/8"	13"	120	10
DABD4D0410	1/2"	18"	40	10
DABD4D0610	1/2"	18"	60	10
DABD4D0810	1/2"	18"	80	10
DABD4D1210	1/2"	18"	120	10
DABD4E0410	1/2"	24"	40	10
DABD4E0610	1/2"	24"	60	10

CAT #	WIDTH	LENGTH	GRIT	PACK
DABD4E0810	1/2"	24"	80	10
DABD4E1210	1/2"	24"	120	10
DABF4D0410	3/4"	18"	40	10
DABF4D0610	3/4"	18"	60	10
DABF4D0810	3/4"	18"	80	10
DABF4D1210	3/4"	18"	120	10
DABF4H0410	3/4"	20-1/2"	40	10
DABF4H0610	3/4"	20-1/2"	60	10
DABF4H0810	3/4"	20-1/2"	80	10
DABF4H1210	3/4"	20-1/2"	120	10

HIGH Performance™ ALUMINUM OXIDE



CAT #	WIDTH	LENGTH	GRIT	PACK
DABB1D0410	1/4"	18"	40	10
DABB1D0610	1/4"	18"	60	10
DABB1D0810	1/4"	18"	80	10
DABB1D1210	1/4"	18"	120	10
DABB1E0410	1/4"	24"	40	10
DABB1E0610	1/4"	24"	60	10
DABB1E0810	1/4"	24"	80	10
DABB1E1210	1/4"	24"	120	10
DABC1G0410	3/8"	13"	40	10

CAT #	WIDTH	LENGTH	GRIT	PACK
DABC1G0610	3/8"	13"	60	10
DABC1G0810	3/8"	13"	80	10
DABC1G1210	3/8"	13"	120	10
DABD1D0410	1/2"	18"	40	10
DABD1D0610	1/2"	18"	60	10
DABD1D0810	1/2"	18"	80	10
DABD1D1210	1/2"	18"	120	10
DABD1E0410	1/2"	24"	40	10
DABD1E0610	1/2"	24"	60	10

CAT #	WIDTH	LENGTH	GRIT	PACK
DABD1E0810	1/2"	24"	80	10
DABD1E1210	1/2"	24"	120	10
DABF1D0410	3/4"	18"	40	10
DABF1D0610	3/4"	18"	60	10
DABF1D0810	3/4"	18"	80	10
DABF1D1210	3/4"	18"	120	10
DABF1H0410	3/4"	20-1/2"	40	10
DABF1H0610	3/4"	20-1/2"	60	10
DABF1H0810	3/4"	20-1/2"	80	10
DABF1H1210	3/4"	20-1/2"	120	10

HIGH Performance™ SURFACE FINISHING, NON-WOVEN



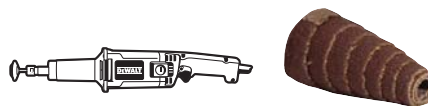
CAT #	WIDTH	LENGTH	GRIT	PACK
DABD7DCR10	1/2"	18"	Coarse	10
DABD7DMD10	1/2"	18"	Medium	10

CAT #	WIDTH	LENGTH	GRIT	PACK
DABD7ECR03	1/2"	24"	Coarse	5
DABD7EMD05	1/2"	24"	Medium	5

CAT #	WIDTH	LENGTH	GRIT	PACK
DABF7DCR05	3/4"	18"	Coarse	5
DABF7DMD05	3/4"	18"	Medium	5

CARTRIDGE ROLLS

HIGH Performance™ ALUMINUM OXIDE



CAT #	DIA.	LENGTH	PILOT	SHAPE	GRIT	MAX RPM	PACK
DACG1B061A	3/8"	1-1/2"	1/8"	Straight	60	25,000	100
DACG1B081A	3/8"	1-1/2"	1/8"	Straight	80	25,000	100
DACG1B121A	3/8"	1-1/2"	1/8"	Straight	120	25,000	100
DACG1B181A	3/8"	1-1/2"	1/8"	Straight	180	25,000	100
DACG1C061A	1/2"	1"	1/8"	Straight	60	25,000	100
DACG1C081A	1/2"	1"	1/8"	Straight	80	25,000	100
DACG1C121A	1/2"	1"	1/8"	Straight	120	25,000	100
DACG1D041A	1/2"	1-1/2"	1/8"	Straight	40	25,000	100
DACG1D061A	1/2"	1-1/2"	1/8"	Straight	60	25,000	100
DACG1D081A	1/2"	1-1/2"	1/8"	Straight	80	25,000	100
DACG1D121A	1/2"	1-1/2"	1/8"	Straight	120	25,000	100
DACG1D181A	1/2"	1-1/2"	1/8"	Straight	180	25,000	100
DACG1D241A	1/2"	1-1/2"	1/8"	Straight	240	25,000	100
DACG1E061A	1/2"	2"	1/8"	Straight	60	25,000	50
DACG1E081A	1/2"	2"	1/8"	Straight	80	25,000	50
DACG1E121A	1/2"	2"	1/8"	Straight	120	25,000	50
DACG1F061A	3/4"	1-1/2"	1/8"	Straight	60	25,000	100

CAT #	DIA.	LENGTH	PILOT	SHAPE	GRIT	MAX RPM	PACK
DACG1F061A	3/4"	1-1/2"	1/8"	Straight	80	25,000	100
DATG1A061A	3/8"	1"	1/8"	Taper	60	25,000	50
DATG1A081A	3/8"	1"	1/8"	Taper	80	25,000	50
DATG1A121A	3/8"	1"	1/8"	Taper	120	25,000	50
DATG1A181A	3/8"	1"	1/8"	Taper	180	25,000	100
DATG1B081A	3/8"	1-1/2"	1/8"	Taper	80	25,000	100
DATG1B121A	3/8"	1-1/2"	1/8"	Taper	120	25,000	100
DATG1C061A	1/2"	1"	1/8"	Taper	60	25,000	100
DATG1C081A	1/2"	1"	1/8"	Taper	80	25,000	100
DATG1D061A	1/2"	1-1/2"	1/8"	Taper	60	25,000	100
DATG1D081A	1/2"	1-1/2"	1/8"	Taper	80	25,000	100
DATG1D121A	1/2"	1-1/2"	1/8"	Taper	120	25,000	100
DATG1D181A	1/2"	1-1/2"	1/8"	Taper	180	25,000	100
DATG1E061A	1/2"	2"	1/8"	Taper	60	25,000	100
DATG1E081A	1/2"	2"	1/8"	Taper	80	25,000	100
DATG1E121A	1/2"	2"	1/8"	Taper	120	25,000	100

PAPER DISCS

5" HOOK & LOOP RANDOM ORBIT DISCS

CAT #	HOLES	DIA.	GRIT	PACK
DW4301	8	5"	80	5
DW4303	8	5"	120	5
DW4304	8	5"	150	5
DW4306	8	5"	220	5
DW4307	8	5"	Asst.	5
DW4309	8	5"	80	25
DW4310	8	5"	100	25
DW4311	8	5"	120	25
DW4312	8	5"	150	25
DW4313	8	5"	180	25
DW4314	8	5"	220	25

6" HOOK & LOOP RANDOM ORBIT DISCS

CAT #	HOLES	DIA.	GRIT	PACK
DW4331	6	6"	80	5
DW4333	6	6"	120	5
DW4334	6	6"	150	5
DW4336	6	6"	220	5



ROLLS

PAPER ROLLS ALUMINUM OXIDE

CAT #	TYPE	WIDTH	LENGTH	GRIT
DAK2110801	PSA	2-3/4"	10 Meters	80
DAK2111001	PSA	2-3/4"	10 Meters	100
DAK2111201	PSA	2-3/4"	10 Meters	120
DAK2111501	PSA	2-3/4"	10 Meters	150
DAK2111801	PSA	2-3/4"	10 Meters	180
DAK2112201	PSA	2-3/4"	10 Meters	220
DAK2113201	PSA	2-3/4"	10 Meters	320



SHOP ROLLS



XP EXTENDED PERFORMANCE ALUMINUM OXIDE

CAT #	LGTH	WIDTH	GRIT
DANG120401	50 Yards	1"	40
DANG120601	50 Yards	1"	60
DANG120801	50 Yards	1"	80
DANG121001	50 Yards	1"	100
DANG121201	50 Yards	1"	120
DANG121501	50 Yards	1"	150
DANG121801	50 Yards	1"	180
DANG122201	50 Yards	1"	220
DANG122401	50 Yards	1"	240
DANG123201	50 Yards	1"	320
DANG124001	50 Yards	1"	400
DANK120401	50 Yards	1-1/2"	40
DANK120601	50 Yards	1-1/2"	60
DANK120801	50 Yards	1-1/2"	80
DANK121001	50 Yards	1-1/2"	100
DANK121201	50 Yards	1-1/2"	120
DANK121501	50 Yards	1-1/2"	150
DANK121801	50 Yards	1-1/2"	180
DANK122201	50 Yards	1-1/2"	220
DANK122401	50 Yards	1-1/2"	240
DANK123201	50 Yards	1-1/2"	320
DANK124001	50 Yards	1-1/2"	400
DANL120401	50 Yards	2"	40
DANL120601	50 Yards	2"	60
DANL120801	50 Yards	2"	80

CAT #	LGTH	WIDTH	GRIT
DANL121001	50 Yards	2"	100
DANL121201	50 Yards	2"	120
DANL121501	50 Yards	2"	150
DANL121801	50 Yards	2"	180
DANL122201	50 Yards	2"	220
DANL122401	50 Yards	2"	240
DANL123201	50 Yards	2"	320
DANL124001	50 Yards	2"	400
DANM120401	50 Yards	2-1/2"	40
DANM120601	50 Yards	2-1/2"	60
DANM120801	50 Yards	2-1/2"	80
DANM121001	50 Yards	2-1/2"	100
DANM121201	50 Yards	2-1/2"	120
DANM121501	50 Yards	2-1/2"	150
DANM121801	50 Yards	2-1/2"	180
DANM122201	50 Yards	2-1/2"	220
DANM122401	50 Yards	2-1/2"	240
DANM123201	50 Yards	2-1/2"	320
DANM124001	50 Yards	2-1/2"	400
DANN120401	50 Yards	3"	40
DANN120601	50 Yards	3"	60
DANN120801	50 Yards	3"	80
DANN121001	50 Yards	3"	100
DANN121201	50 Yards	3"	120
DANN121501	50 Yards	3"	150

CAT #	LGTH	WIDTH	GRIT
DANN121801	50 Yards	3"	180
DANN122201	50 Yards	3"	220
DANN122401	50 Yards	3"	240
DANN123201	50 Yards	3"	320
DANN124001	50 Yards	3"	400
DANP120401	50 Yards	3-1/2"	40
DANP120601	50 Yards	3-1/2"	60
DANP120801	50 Yards	3-1/2"	80
DANP121001	50 Yards	3-1/2"	100
DANP121201	50 Yards	3-1/2"	120
DANP121501	50 Yards	3-1/2"	150
DANP121801	50 Yards	3-1/2"	180
DANP122201	50 Yards	3-1/2"	220
DANP122401	50 Yards	3-1/2"	240
DANP123201	50 Yards	3-1/2"	320
DANP124001	50 Yards	3-1/2"	400
DANR120401	50 Yards	4"	40
DANR120601	50 Yards	4"	60
DANR120801	50 Yards	4"	80
DANR121001	50 Yards	4"	100
DANR121201	50 Yards	4"	120
DANR121501	50 Yards	4"	150
DANR121801	50 Yards	4"	180
DANR122201	50 Yards	4"	220
DANR122401	50 Yards	4"	240

CAT #	LGTH	WIDTH	GRIT
DANR123201	50 Yards	4"	320
DANR124001	50 Yards	4"	400
DANS120401	50 Yards	4-1/2"	40
DANS120601	50 Yards	4-1/2"	60
DANS120801	50 Yards	4-1/2"	80
DANS121001	50 Yards	4-1/2"	100
DANS121201	50 Yards	4-1/2"	120
DANS121501	50 Yards	4-1/2"	150
DANS121801	50 Yards	4-1/2"	180
DANS122201	50 Yards	4-1/2"	220
DANS122401	50 Yards	4-1/2"	240
DANS123201	50 Yards	4-1/2"	320
DANS124001	50 Yards	4-1/2"	400
DANU120401	50 Yards	6"	40
DANU120601	50 Yards	6"	60
DANU120801	50 Yards	6"	80
DANU121001	50 Yards	6"	100
DANU121201	50 Yards	6"	120
DANU121501	50 Yards	6"	150
DANU121801	50 Yards	6"	180
DANU122201	50 Yards	6"	220
DANU122401	50 Yards	6"	240
DANU123201	50 Yards	6"	320
DANU124001	50 Yards	6"	400

HIGH PERFORMANCE ALUMINUM OXIDE

CAT #	LGTH	WIDTH	GRIT
DANG220401	50 Yards	1"	40
DANG220601	50 Yards	1"	60
DANG220801	50 Yards	1"	80
DANG221001	50 Yards	1"	100
DANG221201	50 Yards	1"	120
DANG221501	50 Yards	1"	150
DANG221801	50 Yards	1"	180
DANG222201	50 Yards	1"	220
DANG222401	50 Yards	1"	240

CAT #	LGTH	WIDTH	GRIT
DANG223201	50 Yards	1"	320
DANG224001	50 Yards	1"	400
DANK220401	50 Yards	1-1/2"	40
DANK220601	50 Yards	1-1/2"	60
DANK220801	50 Yards	1-1/2"	80
DANK221001	50 Yards	1-1/2"	100
DANK221201	50 Yards	1-1/2"	120
DANK221501	50 Yards	1-1/2"	150
DANK221801	50 Yards	1-1/2"	180

CAT #	LGTH	WIDTH	GRIT
DANK222201	50 Yards	1-1/2"	220
DANK222401	50 Yards	1-1/2"	240
DANK223201	50 Yards	1-1/2"	320
DANK224001	50 Yards	1-1/2"	400
DANL220401	50 Yards	2"	40
DANL220601	50 Yards	2"	60
DANL220801	50 Yards	2"	80
DANL221001	50 Yards	2"	100
DANL221201	50 Yards	2"	120

CAT #	LGTH	WIDTH	GRIT
DANL221501	50 Yards	2"	150
DANL221801	50 Yards	2"	180
DANL222201	50 Yards	2"	220
DANL222401	50 Yards	2"	240
DANL223201	50 Yards	2"	320
DANL224001	50 Yards	2"	400
DANN220401	50 Yards	3"	40
DANN220601	50 Yards	3"	60
DANN220801	50 Yards	3"	80

SHOP ROLLS (continued)

HIGH Performance

ALUMINUM OXIDE (continued)

CAT #	LGTH	WIDTH	GRIT
DANN221001	50 Yards	3"	100
DANN221201	50 Yards	3"	120
DANN221501	50 Yards	3"	150
DANN221801	50 Yards	3"	180
DANN222201	50 Yards	3"	220
DANN222401	50 Yards	3"	240
DANN223201	50 Yards	3"	320
DANN224001	50 Yards	3"	400
DANR220401	50 Yards	4"	40
DANR220601	50 Yards	4"	60
DANR220801	50 Yards	4"	80
DANR221001	50 Yards	4"	100
DANR221201	50 Yards	4"	120
DANR221501	50 Yards	4"	150
DANR221801	50 Yards	4"	180
DANR222201	50 Yards	4"	220
DANR223201	50 Yards	4"	320
DANR224001	50 Yards	4"	400

CAT #	LGTH	WIDTH	GRIT
DANU220401	50 Yards	6"	40
DANU220601	50 Yards	6"	60
DANU220801	50 Yards	6"	80
DANU221001	50 Yards	6"	100
DANU221201	50 Yards	6"	120
DANU221501	50 Yards	6"	150
DANU221801	50 Yards	6"	180
DANU222201	50 Yards	6"	220
DANU222401	50 Yards	6"	240
DANU223201	50 Yards	6"	320
DANU224001	50 Yards	6"	400



SHEETS

WATERPROOF SHEETS SILICON CARBIDE

CAT #	WIDTH	LENGTH	GRIT	PACK
DASY3J0850	9"	11"	80	50
DASY3J1050	9"	11"	100	50
DASY3J1250	9"	11"	120	50
DASY3J1550	9"	11"	150	50
DASY3J1850	9"	11"	180	50
DASY3J2250	9"	11"	220	50
DASY3J2450	9"	11"	240	50
DASY3J2850	9"	11"	280	50
DASY3J3250	9"	11"	320	50
DASY3J3650	9"	11"	360	50
DASY3J4050	9"	11"	400	50
DASY3J5050	9"	11"	500	50
DASY3J6050	9"	11"	600	50
DASY3J8050	9"	11"	800	50
DASY3J1A50	9"	11"	1000	50
DASY3J1B50	9"	11"	1200	50
DASY3J1C50	9"	11"	1500	50

NON-WOVEN

NON-WOVEN DISCS**



CAT #	DIA.	ARBOR	GRIT	PACK
DADA7NCR10	4"	No Hole	Coarse	10
DADA7NMD10	4"	No Hole	Medium	10
DADA7NFN10	4"	No Hole	Fine	10
DADB7NCR10	4"	5/8"	Coarse	10
DADB7NMD10	4"	5/8"	Medium	10
DADB7NFN10	4"	5/8"	Fine	10
DADC7NCR10	4-1/2"	No Hole	Coarse	10
DADC7NMD10	4-1/2"	No Hole	Medium	10

CAT #	DIA.	ARBOR	GRIT	PACK
DADC7NFN10	4-1/2"	No Hole	Fine	10
DADD7NCR10	4-1/2"	7/8"	Coarse	10
DADD7NMD10	4-1/2"	7/8"	Medium	10
DADD7NFN10	4-1/2"	7/8"	Fine	10
DADE7NCR10	5"	No Hole	Coarse	10
DADE7NMD10	5"	No Hole	Medium	10
DADE7NFN10	5"	No Hole	Fine	10
DADF7NCR10	5"	7/8"	Coarse	10

CAT #	DIA.	ARBOR	GRIT	PACK
DADF7NMD10	5"	7/8"	Medium	10
DADF7NFN10	5"	7/8"	Fine	10
DADG7NCR10	7"	No Hole	Coarse	10
DADG7NMD10	7"	No Hole	Medium	10
DADG7NFN10	7"	No Hole	Fine	10
DADH7NCR10	7"	7/8"	Coarse	10
DADH7NMD10	7"	7/8"	Medium	10
DADH7NFN10	7"	7/8"	Fine	10

**Use with long hook backing pads – found on page 66

NON-WOVEN HAND PADS



CAT #	LGTH	WIDTH	GRIT	COLOR	PACK
DAXU7ACR10	6"	9"	Coarse	Brown	10
DAXU7AGP10	6"	9"	General Purpose	Green	10
DAXU7AFN10	6"	9"	Fine	Maroon	10
DAXU7AVF10	6"	9"	Very Fine	Green	10
DAXU7AUF10	6"	9"	Ultra Fine	Gray	10
DAXU7ANA10	6"	9"	No Abrasive	White	10

NON-WOVEN FLAP DISCS




CAT #	DIA.	ARBOR	GRIT	MAX RPM	PACK
DAAB7GCR05	4-1/2"	7/8"	Coarse	13,300	5
DAAB7GMD05	4-1/2"	7/8"	Medium	13,300	5
DAAB7GVF05	4-1/2"	7/8"	Very Fine	13,300	5
DAAH7GCR05	4-1/2"	5/8"-11	Coarse	13,300	5
DAAH7GMD05	4-1/2"	5/8"-11	Medium	13,300	5
DAAH7GVF05	4-1/2"	5/8"-11	Very Fine	13,300	5



POWER STRIP DISCS



CAT #	DIA.	ARBOR	MAX RPM	PACK
DAAB7GPW05	4-1/2"	7/8"	13,300	10
DAAB7GPW05	4-1/2"	5/8"-11	13,300	10



DIAMONDS

DIAMOND EDGE™ **METAL CUTTING**



100X LIFE**
**vs. Standard DeWALT Chop Saw Blades

CAT #	DIA.	EDGE THICKNESS	ARBOR SIZE	APPLICATION	MAX RPM
DW8500	14"	3/32"	1"	Metal Cutting	4,300



XP EXTENDED Performance™ **CUP GRINDING WHEELS**



CAT #	DIA.	ARBOR	NUMBER OF ROWS	APPLICATION	MAX RPM
DW4770	4"	5/8"-11	Single Row	Heavy-Duty Masonry Grinding	15,200
DW4772	4"	5/8"-11	Double Row	General Purpose Masonry Grinding	15,200
DW4772T	4"	5/8"-11	Turbo	Smooth Finish Masonry Grinding	15,200
DW4774	4-1/2"	5/8"-11	Double Row	General Purpose Masonry Grinding	13,300
DW4776	5"	5/8"-11	Single Row	Heavy-Duty Masonry Grinding	12,200
DW4777	5"	5/8"-11	Double Row	General Purpose Masonry Grinding	12,200
DW4777T	5"	5/8"-11	Turbo	Smooth Finish Masonry Grinding	12,200
DW4771	7"	5/8"-11	Single Row	Heavy-Duty Masonry Grinding	8,600
DW4773	7"	5/8"-11	Double Row	General Purpose Masonry Grinding	8,600
DW4773T	7"	5/8"-11	Turbo	Smooth Finish Masonry Grinding	8,600



XP EXTENDED Performance™ **SEGMENTED BLADES**



CAT #	DIA.	EDGE THICKNESS	SEGMENT HEIGHT	ARBOR SIZE	APPLICATION	MAX RPM
DW4711	4"	.080"	7mm	5/8", 7/8", 20mm	Masonry Cutting	15,200
DW4713	4-1/2"	.080"	7mm	7/8"	Masonry Cutting	13,300
DW4778	5"	.080"	7mm	7/8"	Masonry Cutting	12,200
DW4714	7"	.095"	7mm	5/8", 7/8", ◆	Masonry Cutting	8,700
DW4716	12"	.125"	7mm	1", 20mm	General Purpose Cutting	6,300
DW4747	12"	.125"	7mm	1", 20mm	Fast Cutting	6,300
DW4743	12"	.125"	7mm	1", 20mm	Cured Concrete Cutting	6,300
DW4745	12"	.125"	7mm	1", 20mm	Asphalt or Green Concrete Cutting	6,300
DW4742	14"	.125"	7mm	1", 20mm	General Purpose Cutting	5,400
DW4748	14"	.125"	7mm	1", 20mm	Fast Cutting	5,400
DW4744	14"	.125"	7mm	1", 20mm	Cured Concrete Cutting	5,400
DW4746	14"	.125"	7mm	1", 20mm	Asphalt or Green Concrete Cutting	5,400



HIGH Performance™ **SEGMENTED BLADES**



CAT #	DIA.	EDGE THICKNESS	SEGMENT HEIGHT	ARBOR SIZE	APPLICATION	MAX RPM
DW4781	4"	.080"	7mm	5/8", 7/8", 20mm	Masonry Cutting	15,200
DW4782	4-1/2"	.080"	7mm	7/8"	Masonry Cutting	13,300
DW4783	5"	.080"	7mm	7/8"	Masonry Cutting	12,200
DW4784	7"	.095"	7mm	5/8", 7/8", ◆	Masonry Cutting	8,700



XP EXTENDED Performance™ **TUCK POINTING**

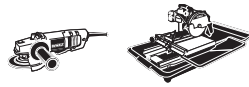


CAT #	DIA.	EDGE THICKNESS	SEGMENT HEIGHT	ARBOR SIZE	TYPE	APPLICATION	MAX RPM
DW4710	4"	.25"	8mm	5/8", 7/8", 20mm	1/4"	Tuck Pointing	15,200
DW4710S	4"	.25"	8mm	5/8", 7/8", 20mm	Sandwich	Tuck Pointing	15,200
DW4740	4-1/2"	.25"	8mm	7/8"	1/4"	Tuck Pointing	13,300
DW4740S	4-1/2"	.25"	8mm	7/8"	Sandwich	Tuck Pointing	13,300
DW4741	5"	.25"	8mm	7/8"	1/4"	Tuck Pointing	12,200
DW4741S	5"	.25"	8mm	7/8"	Sandwich	Tuck Pointing	12,200
DW4739	6"	.25"	8mm	7/8"	1/4"	Tuck Pointing	10,100
DW4739S	6"	.25"	8mm	7/8"	Sandwich	Tuck Pointing	10,100



DIAMONDS *(continued)*

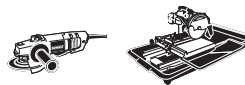
XP4[™] TILE BLADES



CAT #	DIA.	EDGE THICKNESS	SEGMENT HEIGHT	ARBOR SIZE	APPLICATION	MAX RPM
DW4735	4"	.060"	5/8", 7/8"	8mm	Porcelain Tile - Wet or Dry	15,200
DW4738	4-3/8"	.060"	5/8", 7/8", 20mm	8mm	Porcelain Tile - Wet or Dry	13,300
DW4765	4-1/2"	.060"	8mm	5/8", 7/8", 20mm	Porcelain Tile - Wet or Dry	13,300
DW4766	7"	.060"	8mm	5/8"	Porcelain Tile - Wet	8,700
DW4764	10"	.060"	8mm	5/8"	Porcelain Tile - Wet	5,400



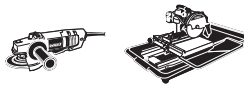
XP EXTENDED Performance[™] TILE BLADES



CAT #	DIA.	EDGE THICKNESS	SEGMENT HEIGHT	ARBOR SIZE	APPLICATION	MAX RPM
DW4729	4"	.060"	5mm	5/8", 7/8", 20mm	Ceramic Tile - Wet or Dry	15,200
DW4760	7"	.060"	6.5mm	5/8"	Ceramic Tile - Wet	8,700
DW4767	8"	.060"	6.0mm	5/8"	Ceramic Tile - Wet	7,600
DW4761	10"	.060"	6.5mm	5/8"	Ceramic Tile - Wet	5,400
DW4762	10"	.060"	8mm	5/8"	Porcelain Tile - Wet	5,400



HIGH Performance[™] TILE BLADES



CAT #	DIA.	EDGE THICKNESS	SEGMENT HEIGHT	ARBOR SIZE	APPLICATION	MAX RPM
DW4790	4"	.060"	5mm	5/8", 7/8", 20mm	Tile - Wet	15,200
DW4791	7"	.060"	5mm	5/8"	Tile - Wet	8,700
DW4792	10"	.060"	5mm	5/8"	Tile - Wet	5,400



XP EXTENDED Performance[™] TURBO BLADES

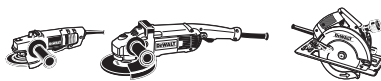


CAT #	DIA.	EDGE THICKNESS	SEGMENT HGT.	ARBOR SIZE	APPLICATION	MAX RPM	PACK
DW4700	4"	.080"	7.5mm	5/8", 7/8", 20mm	Masonry Cutting	15,200	1
DW4701	4-1/2"	.080"	7.5mm	7/8"	Masonry Cutting	13,300	1
DW4701B**	4-1/2"	.080"	7.5mm	7/8"	Masonry Cutting	13,300	10
DW4786	5"	.080"	7.5mm	7/8"	Masonry Cutting	12,200	1
DW4702	7"	.090"	7.5mm	5/8", 7/8", ♦	Masonry Cutting	8,700	1
DW4702B**	7"	.090"	7.5mm	5/8", 7/8", ♦	Masonry Cutting	8,700	10
DW4703	8"	.090"	7.5mm	5/8", 7/8", ♦	Masonry Cutting	8,700	1
DW4704	12"	.110"	7.5mm	1", 20mm	Masonry Cutting	6,300	1

**Bulk



HIGH Performance[™] TURBO BLADES



CAT #	DIA.	EDGE THICKNESS	SEGMENT HGT.	ARBOR SIZE	APPLICATION	MAX RPM	PACK
DW4724	4"	.080"	7mm	5/8", 7/8", 20mm	Masonry Cutting	15,200	1
DW4724B**	4"	.080"	7mm	5/8", 7/8", 20mm	Masonry Cutting	15,200	10
DW4725	4-1/2"	.080"	7mm	7/8"	Masonry Cutting	13,300	1
DW4725B**	4-1/2"	.080"	7mm	7/8"	Masonry Cutting	13,300	10
DW4727	5"	.080"	7mm	7/8"	Masonry Cutting	12,200	1
DW4712	7"	.090"	7mm	5/8", 7/8", ♦	Masonry Cutting	8,700	1
DW4712B**	7"	.090"	7mm	5/8", 7/8", ♦	Masonry Cutting	8,700	10

**Bulk



(continued on next page)

POLISHING

POLISHING PADS



CAT #	DIA.	ARBOR	MATERIAL	PACK
DW4980	6"	5/8"	Cotton	1
DW4988	7"	-	Wool	1
DW4989	7"	-	Cotton Blend	1

CAT #	DIA.	ARBOR	MATERIAL	PACK
DW4985	7"	5/8"-11	Rubber Backing Pad	1
DW4985CL	7"	5/8"-11	Cotton & Backing Pad	1

WIRE BRUSHES

XP EXTENDED PERFORMANCE™ WIRE WHEELS



CAT #	DIA.	WIRE SIZE	ARBOR	WIRE STYLE	MATERIAL	MAX RPM	PACK
DW4926	4"	.020"	5/8"-11	Stringer Bead	Carbon	20,000	6
DW49250	5"	.020"	5/8"-11	Stringer Bead	Carbon	12,000	6
DW4936	6"	.020"	5/8"-11	Stringer Bead	Carbon	12,000	6
DW4927	4"	.020"	5/8"-11	Stringer Bead	Stainless	20,000	6
DW49251	5"	.020"	5/8"-11	Stringer Bead	Stainless	12,000	6
DW49252	6"	.020"	5/8"-11	Stringer Bead	Stainless	12,000	6

CAT #	DIA.	WIRE SIZE	ARBOR	WIRE STYLE	MATERIAL	MAX RPM	PACK
DW49253	4"	.020"	5/8"-11	Cable Twist	Carbon	20,000	6
DW49254	5"	.020"	5/8"-11	Cable Twist	Carbon	12,000	6
DW4938	6"	.020"	5/8"-11	Cable Twist	Carbon	12,000	6
DW49255	4"	.020"	5/8"-11	Cable Twist	Stainless	20,000	6
DW49256	5"	.020"	5/8"-11	Cable Twist	Stainless	12,000	6
DW49257	6"	.020"	5/8"-11	Cable Twist	Stainless	12,000	6



HIGH PERFORMANCE™ WIRE WHEELS



CAT #	DIA.	WIRE SIZE	ARBOR	WIRE STYLE	MATERIAL	MAX RPM	PACK
DW4925	4"	.020"	5/8"-11	Stringer Bead	Carbon	20,000	1
DW49253	4"	.020"	5/8"-11	Cable Twist	Carbon	20,000	6
DW49201	5"	.020"	5/8"-11	Stringer Bead	Carbon	12,000	1
DW49202	6"	.020"	5/8"-11	Stringer Bead	Carbon	12,000	1
DW49202B	6"	.020"	5/8"-11	Stringer Bead	Carbon	12,000	1
DW4930	4"	.020"	5/8"-11	Cable Twist	Carbon	20,000	1
DW4935	4"	.020"	10mm x 1-1/4"	Cable Twist	Carbon	20,000	1

CAT #	DIA.	WIRE SIZE	ARBOR	WIRE STYLE	MATERIAL	MAX RPM	PACK
DW49204	4"	.020"	5/8"-11	Stringer Bead	Stainless Steel	20,000	1
DW49504B	4"	.020"	5/8"-11	Stringer Bead	Stainless Steel	20,000	6
DW49203	5"	.020"	5/8"-11	Cable Twist	Carbon	12,000	1
DW4937	6"	.020"	5/8"-11	Cable Twist	Carbon	6,000	1



HIGH PERFORMANCE™ SMALL WIRE WHEELS



CAT #	DIA.	WIRE SIZE	FACE WIDTH	TRIM LENGTH	SHANK	WIRE STYLE	WHEEL TYPE	MATERIAL	MAX RPM	PACK
DW4903	3"	.014"	1/2"	3/4"	1/4"	Crimped	Circular	Carbon	20,000	12
DW49007	2"	.014"	1/2"	1/2"	1/4"	Crimped	Flared	Carbon	20,000	12
DW49008	3"	.014"	1/2"	15/16"	1/4"	Crimped	Flared	Carbon	20,000	12



XP EXTENDED PERFORMANCE™ CUP BRUSHES



CAT #	DIA.	WIRE SIZE	WIRE STYLE	MATERIAL	ARBOR	TRIM LENGTH	MAX RPM	PACK
DW49150	3"	.014"	Crimped	Carbon	5/8"-11	13/16"	14,000	6
DW49151	4"	.014"	Crimped	Carbon	5/8"-11	1-1/8"	9,000	6
DW49152	5"	.014"	Crimped	Carbon	5/8"-11	1-3/8"	8,000	4
DW49153	6"	.014"	Crimped	Carbon	5/8"-11	1-3/8"	6,600	4
DW49154	3"	.014"	Crimped	Stainless	5/8"-11	13/16"	14,000	6
DW49155	4"	.014"	Crimped	Stainless	5/8"-11	1-1/8"	9,000	6
DW49156	5"	.014"	Crimped	Stainless	5/8"-11	1-3/8"	8,000	4
DW49157	3"	.020"	Knotted	Carbon	5/8"-11	7/8"	14,000	6
DW49158	4"	.020"	Knotted	Carbon	5/8"-11	1-1/8"	9,000	6
DW49159	6"	.020"	Knotted	Carbon	5/8"-11	1-3/8"	6,600	4
DW49160	3"	.020"	Knotted	Stainless	5/8"-11	7/8"	14,000	6
DW49161	4"	.020"	Knotted	Stainless	5/8"-11	1-1/8"	9,000	6
DW49162	6"	.020"	Knotted	Stainless	5/8"-11	1-3/8"	6,600	4



WIRE BRUSHES (continued)

HIGH Performance

CUP BRUSHES



CAT #	DIA.	WIRE SIZE	WIRE STYLE	MATERIAL	ARBOR	TRIM LENGTH	MAX RPM	PACK
DW4920	3"	.014"	Crimped	Carbon	5/8"-11	13/16"	14,000	1
DW49101	4"	.014"	Crimped	Carbon	5/8"-11	1-1/8"	9,000	1
DW4922	5"	.014"	Crimped	Carbon	5/8"-11	1-3/8"	8,000	1
DW49102	6"	.014"	Crimped	Carbon	5/8"-11	1-3/8"	6,600	1
DW4910	3"	.020"	Knotted	Carbon	5/8"-11	7/8"	14,000	1
DW4915	3"	.020"	Knotted	Carbon	10mm x 1.25"	7/8"	14,000	1
DW4916	4"	.020"	Knotted	Carbon	5/8"-11	1-1/8"	9,000	1
DW4917	6"	.020"	Knotted	Carbon	5/8"-11	1-3/8"	6,600	1



XP EXTENDED Performance

END BRUSHES



CAT #	DIA.	WIRE SIZE	WIRE STYLE	MATERIAL	TRIM LENGTH	MAX RPM	PACK
DW49050	3/4"	.020"	Crimped	Carbon	1"	22,000	12
DW49051	1"	.020"	Crimped	Carbon	1"	22,000	12
DW49052	3/4"	.020"	Crimped	Stainless	1"	22,000	12
DW49053	1"	.020"	Crimped	Stainless	1"	22,000	12

CAT #	DIA.	WIRE SIZE	WIRE STYLE	MATERIAL	TRIM LENGTH	MAX RPM	PACK
DW49054	3/4"	.020"	Knotted	Carbon	1"	20,000	12
DW49055	1"	.020"	Knotted	Carbon	1"	20,000	12
DW49056	3/4"	.020"	Knotted	Stainless	1"	20,000	12
DW49057	1"	.020"	Knotted	Stainless	1"	20,000	12



HIGH Performance

END BRUSHES



CAT #	DIA.	WIRE SIZE	WIRE STYLE	MATERIAL	TRIM LENGTH	MAX RPM	PACK
DW49001	3/4"	.014"	Crimped	Carbon	1"	20,000	12
DW4901	1"	.014"	Crimped	Carbon	1-1/8"	20,000	1
DW4901B	1"	.014"	Crimped	Carbon	1-3/8"	20,000	12
DW49002	3/4"	.020"	Crimped	Carbon	1-3/8"	20,000	12
DW49003	1"	.020"	Crimped	Carbon	1-1/8"	20,000	12

CAT #	DIA.	WIRE SIZE	WIRE STYLE	MATERIAL	TRIM LENGTH	MAX RPM	PACK
DW49004	3/4"	.014"	Knotted	Carbon	1-3/8"	20,000	12
DW49005	1"	.014"	Knotted	Carbon	1-3/8"	20,000	12
DW49006	3/4"	.020"	Knotted	Carbon	13/16"	20,000	12
DW4902	1"	.020"	Knotted	Carbon	1"	20,000	1
DW4902B	1"	.020"	Knotted	Carbon	1"	20,000	12




HIGH Performance

BENCH GRINDER BRUSHES



CAT #	DIA.	WIRE SIZE	WIRE STYLE	MATERIAL	ARBOR	WIDTH	LENGTH	MAX RPM	PACK
DW4904	6"	.014"	Crimped	Carbon	5/8"-1/2"	3/4"	1-1/8"	6,000	1
DW4905	6"	.014"	Crimped	Carbon	5/8"-1/2"	1"	1-1/8"	6,000	1
DW4906	8"	.014"	Crimped	Carbon	5/8"	3/4"	1-9/16"	4,000	1
DW4907	8"	.014"	Crimped	Carbon	5/8"	1"	1-9/16"	4,000	1
DW4908	10"	.014"	Crimped	Carbon	3/4"	1-9/16"	2-1/2"	3,600	1



SCRATCH BRUSHES

CAT #	SIZE	HANDLE STYLE	WIRE SIZE	MATERIAL	PACK
DW49701	4 x 16	Shoe Handle	.014"	Carbon	12
DW49702	4 x 16	Shoe Handle	.012"	Stainless	12
DW49703	3 x 19	Curved Handle	.014"	Carbon	12
DW49704	3 x 19	Curved Handle	.012"	Stainless	12

CAT #	SIZE	HANDLE STYLE	WIRE SIZE	MATERIAL	PACK
DW49705	3 x 7	Angled Back	.014"	Carbon	36
DW49706	3 x 7	Angled Back	.012"	Stainless	36
DW49707	3 x 7	Small Plastic	.006"	Brass	36
DW49708	3 x 7	Small Plastic	.006"	Stainless	36



ABRASIVE ACCESSORIES

FIBER DISC BACKING PADS



CAT #	DIA.	ARBOR	MATERIAL	MAX RPM
DW4939	4-1/2"	7/8"	Paper	16,000
DW4940	4"	5/8"-11 & M10 x 1.25"	Medium Rubber	12,000
DW4942	4-1/2"	5/8"-11	Paper	16,000
DW4945	4-1/2"	5/8"-11	Rubber	12,000
DW4950	5"	7/8"	Phenolic Disc	6,000
DW4955	7"	7/8"	Phenolic Disc	6,000

CAT #	DIA.	ARBOR	MATERIAL	MAX RPM
DW4956	9"	7/8"	Phenolic Disc	6,000
DAJHXGMD01	4-1/2"	5/8"-11	Medium Rubber Turbo	11,000
DAJHXHMD01	5"	5/8"-11	Medium Rubber Turbo	10,000
DAJHXKMD01	7"	5/8"-11	Medium Rubber Turbo	8,500
DAJHXKHD01	7"	5/8"-11	Firm Rubber Turbo	8,500
DAJHXMMD01	9"	5/8"-11	Medium Rubber Turbo	6,500
DAJHXMH01	9"	5/8"-11	Firm Rubber Turbo	6,500



QUICK LOCK FIBER DISC BACKING PADS



CAT #	DIA.	ARBOR	MATERIAL	MAX RPM
DAJHXGQM01	4-1/2"	5/8"-11	Medium	13,300
DAJHXHQM01	5"	5/8"-11	Medium	12,200
DAJHXKQM01	7"	5/8"-11	Medium	8,700
DAJHXKQH01	7"	5/8"-11	Firm	8,700



HANDLE



CAT #	DESCRIPTION	SIZE
DAMHXXX01	Hand Pad Handle	6" x 4-1/2"

ADAPTERS



CAT #	DESCRIPTION
DW4900	Spindle Adapter M10 x 1.25" to 5/8"-11
DW4706	Backing Flange for 5/8"-11 Shaft Grinders to Mount Type 1 Cutoff Wheels

QUICK CHANGE MANDRELS

CAT #	DESCRIPTION	DIA.	ARBOR	SHANK	MAX RPM
DAMQ1XXX01	Small	1"-1-1/2"	QDC	1/4"	30,000
DAMQ2XXX01	Large	2"-4"	QDC	1/4"	20,000
DAMR1MXX01	Medium	1"-1-1/2"	QRC	1/4"	25,000
DAMR1FXX01	Firm	1"-1-1/2"	QRC	1/4"	30,000
DAMR2MXX01	Medium	2"	QRC	1/4"	25,000
DAMR2FXX01	Firm	2"	QRC	1/4"	30,000
DAMR3MXX01	Medium	3"	QRC	1/4"	20,000

CAT #	DESCRIPTION	DIA.	ARBOR	SHANK	MAX RPM
DAMR3FXX01	Firm	3"	QRC	1/4"	20,000
DAMM1MXX01	Medium	1-1/2"	QMC	1/4"	25,000
DAMM1FXX01	Firm	1-1/2"	QMC	1/4"	30,000
DAMM2MXX01	Medium	2"	QMC	1/4"	25,000
DAMM2FXX01	Firm	2"	QMC	1/4"	30,000
DAMM3MXX01	Medium	3"	QMC	1/4"	20,000
DAMM3FXX01	Firm	3"	QMC	1/4"	20,000

CARTRIDGE ROLL MANDRELS



CAT #	PILOT SIZE	PILOT LENGTH	ROLL LENGTH	SHANK SIZE	SHANK LENGTH	OVERALL LENGTH	MAX RPM
DAMCX83401	1/8"	3/4"	1"	1/4"	1-1/4"	2-1/2"	25,000
DAMCX81001	1/8"	1"	1-1/2"	1/4"	1-1/4"	2-3/4"	25,000
DAMCX81501	1/8"	1-1/2"	2"	1/4"	1-1/4"	3-1/4"	25,000

HOOK & LOOP BACKING PADS**




CAT #	DESCRIPTION	DIA.	ARBOR	MAX RPM
DAPHXGLH01	Long Hook	4-1/2"	5/8"-11	13,300
DAPHXHLH01	Long Hook	5"	5/8"-11	13,300
DAPHXKLH01	Long Hook	7"	5/8"-11	8,700

**For use with non-woven discs – found on page 61




Arbor Types


QDC



QRC



QMC




CONSTRUCTION SAW BLADES

PORTABLE



CAT #	DESCRIPTION	KERF TYPE	DIA.	TEETH	ARBOR	HOOK ANGLE	KERF	PLATE THICKNESS	TOOTH GRIND
Carbide Tipped									
DW3161	Circular Saw Blade	Thin Kerf	6-1/2"	18	5/8" - \blacklozenge	25°	.071"	.045"	ATB
DW3192	Circular Saw Blade	Thin Kerf	7-1/4"	18	5/8" - \blacklozenge	15°	.071"	.045"	ATB
DW3592B10	Circular Saw Blade (BULK)	Thin Kerf	7-1/4"	18	5/8" - \blacklozenge	15°	.071"	.045"	ATB
DW3174	Pressure Treated/Wet Lumber	Thin Kerf	7-1/4"	20	5/8" - \blacklozenge	25°	.071"	.045"	ATB
DW3178	Framing Blade	Thin Kerf	7-1/4"	24	5/8" - \blacklozenge	18°	.071"	.045"	ATB
DW3578B10	Framing Blade (BULK)	Thin Kerf	7-1/4"	24	5/8" - \blacklozenge	18°	.071"	.045"	ATB
DW3176	Circular Saw Blade	Thin Kerf	7-1/4"	36	5/8" - \blacklozenge	15°	.071"	.045"	ATB
DW3576B10	Circular Saw Blade (BULK)	Thin Kerf	7-1/4"	36	5/8" - \blacklozenge	15°	.071"	.045"	ATB
DW3182	Framing Blade	Thin Kerf	8-1/4"	24	5/8" - \blacklozenge	20°	.076"	.050"	ATB
DW3582B10	Framing Blade (BULK)	Thin Kerf	8-1/4"	24	5/8" - \blacklozenge	20°	.076"	.050"	ATB
DW3184	Circular Saw Blade	Thin Kerf	8-1/4"	40	5/8" - \blacklozenge	15°	.076"	.050"	ATB
Specialty Applications									
DW3191	Nail Cutting Circular Saw Blade	Thin Kerf	7-1/4"	18	5/8" - \blacklozenge	15°	.071"	.045"	ATB
DW3591B10	Nail Cutting Circular Saw Blade (BULK)	Thin Kerf	7-1/4"	18	5/8" - \blacklozenge	15°	.071"	.045"	ATB
DW3193	PCD Diamond Fiber Cement Blade (HARDI PLANK [®] & HARDI BOARD [®])	-	7-1/4"	6	5/8"	-5°	.090"	.060"	FTG



CORDLESS



CAT #	DESCRIPTION	DIA.	TEETH	ARBOR	HOOK ANGLE	KERF	PLATE THICKNESS	TOOTH GRIND
DW9052	Carbide - Aluminum/Non-Ferrous Metals	5-3/8"	30	10mm	3°	.059"	.039"	FTG
DW9152	Carbide - Aluminum Cutting	6-1/2"	36	5/8"	3°	.059"	.039"	FTG
DW9053	Steel - Vinyl/Paneling	5-3/8"	80	5/8"	-10°/45°	.059"	.039"	Alt. Set
DW9054	Carbide-Smooth Woodcutting	5-3/8"	24	10mm	20°	.059"	.039"	ATB
DW9154	Carbide - Framing	6-1/2"	24	5/8"	20°	.059"	.039"	ATB
DW9055	Carbide - Fast Woodcutting	5-3/8"	16	10mm	20°	.059"	.039"	ATB
DW9155	Carbide - Fast Cutting	6-1/2"	18	5/8"	20°	.059"	.039"	ATB
DW9158	Combo Pack (DW9155 & DW9154)	6-1/2"	18/24	5/8"	20°	.059"	.039"	ATB
DW9059C5	Combo Pack (DW9052, DW9053 & DW9054)	5-3/8"	24/30/78	10mm	20°	.059"	.039"	ATB
DW9058	Combo Pack (DW9052 & DW9055)	5-3/8"	16/30	10mm	3°/20°	.059"	.039"	FTG/ATB
DW9153	Steel - Vinyl/Paneling	6-1/2"	90	5/8"	18°/45°/20°	.059"	.039"	FTG
DW9555	Carbide - Fast Cutting (BULK)	6-1/2"	18	5/8"	20°	.059"	.039"	ATB



LARGE DIAMETER



CAT #	DESCRIPTION	DIA.	TEETH	ARBOR	HOOK ANGLE	KERF	PLATE THICKNESS	TOOTH GRIND
DW3112	Fast Ripping Table Saw Blade	10"	24	5/8"	15°	.095"	.069"	ATB
DW3103	General Purpose Saw Blade	10"	32	5/8"	5°	.095"	.069"	ATB
DW3114	General Purpose Saw Blade	10"	40	5/8"	10°	.095"	.069"	ATB
DW3106	Fine Finish Saw Blade	10"	60	5/8"	5°	.095"	.069"	ATB
DW3123	General Purpose Saw Blade	12"	32	1"	-5°	.095"	.069"	ATB
DW3126	Fine Finish Saw Blade	12"	60	1"	0°	.095"	.069"	ATB
DW3128	Series 20 Circular Saw Blade	12"	80	1"	5°	.095"	.069"	ATB



LARGE DIAMETER COMBO PACKS



CAT #	DESCRIPTION	DIA.	ARBOR	TEETH
DW3106P5	Construction 10" Combo Pack (DW3106 & DW3103)	10"	5/8"	60, 32
DW3128P5	Construction 12" Combo Pack (DW3128 & DW3123)	12"	1"	80, 32



PRECISION SAW BLADES


PRECISION Framing™



CAT #	DESCRIPTION	KERF TYPE	DIA.	TEETH	ARBOR	HOOK ANGLE	KERF	PLATE THICKNESS	TOOTH GRIND
DW9199	Framing Blade	Thin Kerf	6-1/2"	24	5/8"	18°	.063"	.036"	ATB
DW9196	Cross Cutting Blade	Thin Kerf	6-1/2"	40	5/8"	18°	.063"	.036"	ATB
DW3199	Framing Blade	Thin Kerf	7-1/4"	24	5/8"-♦	18°	.063"	.039"	ATB
DW3599	Framing Blade	Thin Kerf	7-1/4"	24	5/8"-♦	18°	.063"	.039"	ATB
DW3599B10	Framing Blade (BULK)	Thin Kerf	7-1/4"	24	5/8"-♦	18°	.063"	.039"	ATB
DW3194	Cross Cutting Blade	Thin Kerf	7-1/4"	40	5/8"-♦	18°	.063"	.039"	ATB
DW3594B10	Cross Cutting Blade (BULK)	Thin Kerf	7-1/4"	40	5/8"-♦	18°	.063"	.039"	ATB
DW3196	Fine Cutting Blade	Thin Kerf	7-1/4"	60	5/8"-♦	18°	.063"	.039"	ATB
DW3596B10	Fine Cutting Blade (BULK)	Thin Kerf	7-1/4"	60	5/8"-♦	18°	.063"	.039"	ATB
DW3185	Cross Cutting Blade	Thin Kerf	8-1/4"	40	5/8"-♦	18°	.071"	.047"	ATB



PRECISION Trim™



CAT #	DESCRIPTION	DIA.	TEETH	ARBOR	HOOK ANGLE	KERF	PLATE THICKNESS	TOOTH GRIND	MAX RPM
DW7118PT	Premium Finish	8-1/2"	60	5/8"	-5°	.094"	.063"	ATB	9,000
DW7124PT	Fast Ripping	10"	24	5/8"	20°	.098"	.071"	FT	6,000
DW7140PT	General Purpose	10"	40	5/8"	20°	.098"	.071"	ATB	6,000
DW7150PT	Combination	10"	50	5/8"	15°	.098"	.071"	ATB+R	6,000
DW3215PT	Smooth Crosscutting	10"	60	5/8"	7°	.098"	.071"	ATB	6,000
DW3218PT	Ultra Fine Finish	10"	80	5/8"	7°	.098"	.071"	ATB	6,000
DW3216PT	Smooth Crosscutting	12"	60	1"	7°	.106"	.079"	ATB	4,800
DW3232PT	Ultra Fine Finish	12"	80	1"	7°	.106"	.079"	ATB	4,800
DW72100PT	Ultra Miter	12"	100	1"	-5°	.102"	.079"	ATB+R	4,800
Specialty									
DW7119PT	Non-Ferrous/Plastic/Fine Trim	8-1/2"	60	5/8"	-5°	.094"	.063"	TCG	9,000
DW3219PT	Non-Ferrous/Plastic/Fine Trim	10"	80	5/8"	-5°	.098"	.071"	TCG	6,000
DW7296PT	Non-Ferrous/Plastic/Fine Trim	12"	96	1"	-5°	.102"	.079"	TCG	4,800



METAL CUTTING SAW BLADES

FERROUS METALS



CAT #	DESCRIPTION	DIA.	TEETH	ARBOR	HOOK ANGLE	KERF	PLATE THICKNESS	TOOTH GRIND	MAX RPM
Corded									
DW7766	Ferrous Metal Cutting	7-1/4"	48	5/8"-♦	0°	.079"	.063"	ATB	5,800
Cordless									
DW7763	Ferrous Metal Cutting	6-3/4"	40	20mm	0°	.069"	.055"	M-ATB	3,500
Stationary									
DW7747	Heavy Gauge Ferrous Metal Cutting	14"	70	1"	0°	.087"	.071"	M-ATB	1,800
DW7737	Heavy Gauge Ferrous Metal Cutting	12"	60	1"	0°	.087"	.071"	M-ATB	1,800
DW7745	Light Gauge Ferrous Metal Cutting	14"	90	1"	0°	.087"	.071"	M-ATB	1,800
DW7739	Stainless Steel Metal Cutting	12"	80	1"	0°	.087"	.071"	M-ATB	1,800
DW7749	Stainless Steel Metal Cutting	14"	90	1"	0°	.087"	.071"	M-ATB	1,800



WOODWORKING BLADES

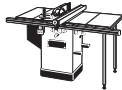
GENERAL PURPOSE



CAT #	DESCRIPTION	KERF TYPE	DIA.	TEETH	ARBOR	HOOK ANGLE	KERF	PLATE THICKNESS	TOOTH GRIND
DW7657	General Purpose	Thin Kerf	10"	40	5/8"	20°	.110"	.069"	ATB
DW7658	General Purpose	Thin Kerf	12"	48	1"	10°	.110"	.077"	ATB
DW7659	General Purpose	Thin Kerf	14"	48	1"	10°	.110"	.079"	ATB
DW71040A	General Purpose	Full Kerf	10"	40	5/8"	10°	.125"	.087"	ATB
DW71248A	General Purpose	Full Kerf	12"	48	1"	10°	.125"	.087"	ATB
DW71448A	General Purpose	Full Kerf	14"	48	1"	10°	.125"	.087"	ATB



RIPPING



CAT #	DESCRIPTION	KERF TYPE	DIA.	TEETH	ARBOR	HOOK ANGLE	KERF	PLATE THICKNESS	TOOTH GRIND
DW7642	Fast Ripping	Thin Kerf	10"	24	5/8"	20°	.110"	.069"	FTG
DW7643	Fast Ripping	Thin Kerf	12"	30	1"	20°	.110"	.077"	FTG
DW7638	Glue Line Ripping	Thin Kerf	10"	30	5/8"	20°	.110"	.069"	FTG
DW7639	Glue Line Ripping	Thin Kerf	12"	40	1"	20°	.110"	.077"	FTG
DW7654	Finish Ripping	Thin Kerf	10"	40	5/8"	10°	.110"	.066"	TCG
DW7655	Finish Ripping	Thin Kerf	12"	50	1"	10°	.110"	.079"	TCG
DW71024F	Fast Ripping	Full Kerf	10"	24	5/8"	20°	.125"	.087"	FTG
DW71230F	Fast Ripping	Full Kerf	12"	30	1"	20°	.125"	.087"	FTG
DW71030F	Glue Line Ripping	Full Kerf	10"	30	5/8"	20°	.125"	.087"	FTG
DW71240F	Glue Line Ripping	Full Kerf	12"	40	1"	20°	.125"	.087"	FTG
DW71040T	Finish Ripping	Full Kerf	10"	40	5/8"	10°	.125"	.087"	TCG
DW71250T	Finish Ripping	Full Kerf	12"	50	1"	10°	.125"	.087"	TCG



FINE CROSS-CUTS




CAT #	DESCRIPTION	KERF TYPE	DIA.	TEETH	ARBOR	HOOK ANGLE	KERF	PLATE THICKNESS	TOOTH GRIND
DW7644	Fine Crosscuts	Thin Kerf	8-1/2"	60	5/8"	-5°	.110"	.069"	ATB
DW7645**	Fine Crosscuts	Thin Kerf	10"	60	5/8"	10°	.110"	.069"	ATB
DW7645	Fine Crosscuts	Thin Kerf	10"	60	5/8"	-5°	.110"	.069"	ATB
DW7632	Fine Crosscuts	Thin Kerf	10"	60	5/8"	7°	.110"	.069"	ATB
DW7648	Fine Crosscuts	Thin Kerf	12"	60	1"	-5°	.110"	.077"	ATB
DW7633	Fine Crosscuts	Thin Kerf	12"	80	1"	7°	.110"	.077"	ATB
DW7649	Fine Crosscuts	Thin Kerf	12"	80	1"	-5°	.110"	.077"	ATB
DW722060T	Fine Crosscuts	Full Kerf	220mm	60	30mm	10°	.125"	.087"	TCG
DW71060A**	Fine Crosscuts	Full Kerf	10"	60	5/8"	12°	.125"	.087"	ATB
DW71060A5	Fine Crosscuts	Full Kerf	10"	60	5/8"	-5°	.125"	.087"	ATB
DW71060T**	Fine Crosscuts	Full Kerf	10"	60	5/8"	12°	.125"	.087"	TCG
DW71272T**	Fine Crosscuts	Full Kerf	12"	72	1"	12°	.125"	.087"	TCG
DW71280A	Fine Crosscuts	Full Kerf	12"	80	1"	7°	.125"	.087"	ATB

**To be used on table saws only



DADO



CAT #	DESCRIPTION	DIA.	TEETH	ARBOR	HOOK ANGLE	KERF	PLATE THICKNESS	TOOTH GRIND
DW7670	Stacked Dado Set	8"	24	5/8"	0°	.925"	.125"	ATB /FTG



(continued on next page)

WOODWORKING BLADES *(continued)*


COMBINATION



CAT #	DESCRIPTION	KERF	DIA.	TEETH	ARBOR	HOOK ANGLE	KERF	PLATE THICKNESS	TOOTH GRIND
DW7640	Combination	Thin Kerf	10"	50	5/8"	15°	.110"	.079"	4ATB+R
DW7641	Combination	Thin Kerf	12"	60	1"	15°	.110"	.079"	4ATB+R
DW71050R	Combination	Full Kerf	10"	50	5/8"	15°	.125"	.087"	4ATB+R
DW71260R	Combination	Full Kerf	12"	60	1"	15°	.125"	.087"	4ATB+R



ULTRA-FINE FINISH




CAT #	DESCRIPTION	KERF	DIA.	TEETH	ARBOR	HOOK ANGLE	KERF	PLATE THICKNESS	TOOTH GRIND
DW7647	Fine Crosscuts	Thin Kerf	10"	80	5/8"	-5°	.110"	.079"	ATB
DW7673	Fine Crosscuts	Thin Kerf	10"	80	5/8"	7°	.110"	.079"	ATB
DW7650	Fine Crosscuts	Thin Kerf	12"	96	1"	-5°	.110"	.079"	ATB
DW7674	Fine Crosscuts	Thin Kerf	12"	100	1"	-5°	.110"	.079"	4ATB+R
DW7651	Fine Crosscuts	Thin Kerf	14"	100	1"	-5°	.110"	.079"	ATB
DW71080A**	Fine Crosscuts	Full Kerf	10"	80	5/8"	10°	.125"	.087"	ATB
DW71080T**	Fine Crosscuts	Full Kerf	10"	80	5/8"	10°	.125"	.087"	TCG
DW712100RN5	Fine Crosscuts	Full Kerf	12"	100	1"	-5°	.125"	.100"	4ATB+R



**To be used on table saws only

SPECIALTY APPLICATIONS



CAT #	DESCRIPTION	KERF	DIA.	TEETH	ARBOR	HOOK ANGLE	KERF	PLATE THICKNESS	TOOTH GRIND
Crosscutting Plywood									
DW7671	Plywood Crosscutting	Thin Kerf	10"	80	5/8"	-5°	.110"	.079"	HI-ATB
DW7672	Plywood Crosscutting	Thin Kerf	12"	96	1"	-5°	.110"	.079"	HI-ATB
DW71080HN5	Plywood Crosscutting	Full Kerf	10"	80	5/8"	-5°	.125"	.100"	HI-ATB
DW71296HN5	Plywood Crosscutting	Full Kerf	12"	96	1"	-5°	.125"	.100"	HI-ATB
Melamines									
DW7662	Melamines & Veneers	Thin Kerf	10"	80	5/8"	0°	.110"	.079"	H-ATB
DW7663	Melamines & Veneers	Thin Kerf	12"	80	1"	0°	.110"	.079"	H-ATB
DW722048HG	Melamines & Veneers	Full Kerf	220mm	48	30mm	10°	.125"	.087"	HG
DW730072HG	Melamines & Veneers	Full Kerf	300mm	72	30mm	10°	.125"	.087"	HG
DW71060HG	Melamines & Veneers	Full Kerf	10"	60	5/8"	10°	.125"	.087"	HG
DW71272HG	Melamines & Veneers	Full Kerf	12"	72	1"	10°	.125"	.087"	HG
Non-Ferrous Metal									
DW7665	Non-Ferrous Metal	Thin Kerf	10"	80	5/8"	-5°	.118"	.087"	TCG
DW7666	Non-Ferrous Metal	Thin Kerf	12"	80	1"	-5°	.118"	.087"	TCG
DW71080T5	Non-Ferrous Metal	Full Kerf	10"	80	5/8"	-5°	.125"	.087"	TCG
DW71280T5	Non-Ferrous Metal	Full Kerf	12"	80	1"	-5°	.125"	.087"	TCG
Solid Surface & Plastics									
DW7667	Solid Surface & Plastics	Thin Kerf	10"	80	5/8"	0°	.110"	.079"	M-TCG
DW7668	Solid Surface & Plastics	Thin Kerf	12"	80	1"	0°	.110"	.079"	M-TCG
DW71080MT	Solid Surface & Plastics	Full Kerf	10"	80	5/8"	0°	.125"	.087"	M-TCG
DW71280MT	Solid Surface & Plastics	Full Kerf	12"	80	1"	0°	.125"	.087"	M-TCG
Laminates									
DW7660	Laminates	Thin Kerf	10"	80	5/8"	0°	.110"	.079"	TCG
DW7661	Laminates	Thin Kerf	12"	80	1"	0°	.110"	.079"	TCG
DW71080T0	Laminates	Full Kerf	10"	80	5/8"	0°	.125"	.087"	TCG
DW71280T0	Laminates	Full Kerf	12"	80	1"	0°	.125"	.087"	TCG



STEEL CIRCULAR SAW BLADES

STEEL SAW BLADES



CAT #	DESCRIPTION	DIA.	TEETH	ARBOR
DW3310	Fast Cut	6-1/2"	24	5/8" - ◆
DW3323	Fast Cut	7-1/4"	26	5/8" - ◆
DW3324	Crosscut	7-1/4"	100	5/8" - ◆
DW3325	Combo	7-1/4"	40	5/8" - ◆
DW3326	Hollow Ground Plywood	7-1/4"	140	5/8" - ◆
DW3327	Hollow Ground Planer	7-1/4"	60	5/8" - ◆
DW3329	Non-Ferrous	7-1/4"	68	5/8" - ◆
DW3330	Iron/Steel	7-1/4"	16 Slots	5/8" - ◆
DW3332	Master Combo	8-1/4"	60	5/8" - ◆

CAT #	DESCRIPTION	DIA.	TEETH	ARBOR
DW3350	Combination	10"	40	5/8" - ◆
DW3370	Fast Cut	10"	28	5/8" - ◆
DW3372	Hollow Ground Planer	7-1/4"	80	5/8" - ◆
DW3523	Combo Bulk	7-1/4"	26	5/8" - ◆
DW3524	Crosscut	7-1/4"	100	5/8" - ◆
DW3526	Hollow Ground Plywood Bulk	7-1/4"	140	5/8" - ◆
DW3526L	Hollow Ground Plywood Bulk (Shrink Band on Teeth)	7-1/4"	140	5/8" - ◆



MULTI-MATERIAL DRILL BITS

MULTI-MATERIAL



Fits all brands Electric and Cordless Hammerdrills including DEWALT, Bosch® and Hitachi®.



CAT #	DIA.	OVERALL LENGTH
DWA56084	1/8"	4-1/2"
DWA56104	5/32"	4"
DWA56124	3/16"	4-1/2"
DWA56144	7/32"	4-1/2"

CAT #	DIA.	OVERALL LENGTH
DWA56165	1/4"	4-3/4"
DWA56205	5/16"	5-1/4"
DWA56245	3/8"	5-1/4"
DWA56326	1/2"	6-1/4"

CAT #	DIA.
5 Pc. Drill Bit Set	
DWA56015	1/8", 3/16", 1/4", 5/16", 3/8"

MULTI-MATERIAL™

MASONRY DRILL BITS

PERCUSSION BITS



CAT #	DIA.	USABLE LENGTH	OVERALL LENGTH
DW5221	1/8"	2"	3"
DW5209	5/32"	2"	3"
DW5227	5/32"	4"	6"
DW5222	3/16"	2"	3"
DW5223	3/16"	4"	6"
DW5211	7/32"	4"	6"
DW5224	1/4"	2"	4"
DW5225	1/4"	4"	6"
DW5226	1/4"	7"	12"
DW5228	5/16"	4"	6"
DW5229	5/16"	7"	12"
DW5230	3/8"	4"	6"
DW5231	3/8"	10"	12"

CAT #	DIA.	USABLE LENGTH	OVERALL LENGTH
DW5232	3/8"	16"	18"
DW5233	3/8"	22"	24"
DW5234	7/16"	4"	6"
DW5235	1/2"	4"	6"
DW5236	1/2"	10"	12"
DW5237	1/2"	16"	18"
DW5238	1/2"	22"	24"
DW5241	5/8"	4"	6"
DW5242	5/8"	7"	12"
DW5217	9/16"	4"	6"
DW5244	3/4"	4"	6"
DW5245	3/4"	7"	12"
DW5219	7/8"	7"	12"

CAT #	DIA.	USABLE LENGTH	OVERALL LENGTH
DW5249	1"	7"	12"
Bulk Packs			
DW5221B25	1/8"	2"	3"
DW5227B25	5/32"	4"	6"
DW5222B25	3/16"	2"	3"
DW5223B25	3/16"	4"	6"
DW5224B25	1/4"	2"	4"
DW5225B25	1/4"	4"	6"
DW5228B25	5/16"	4"	6"
DW5230B25	3/8"	4"	6"
DW5235B10	1/2"	4"	6"

ROCK CARBIDE®



PERCUSSION SETS

CAT #	DESCRIPTION	INCLUDES
DW5204	4 Pc. Premium Percussion Masonry Drill Bit Set	3/16" x 3", 1/4" x 4", 5/16" x 6", 3/8" x 6"
DW5205	5 Pc. Premium Percussion Masonry Drill Bit Set	5/32" x 6", 3/16" x 6", 1/4" x 6", 5/16" x 6", 3/8" x 6", Medium TOUGH CASE® Container
DW5207	7 Pc. Premium Percussion Masonry Drill Bit Set	3/16" x 3", (2)1/4" x 4", 1/4" x 6", 5/16" x 6", 3/8" x 6", 1/2" x 6"



DW5205

(continued on next page)

MASONRY DRILL BITS (continued)

SDS PLUS BITS



CAT #	DIA.	USABLE LENGTH	OVERALL LENGTH
DW5400	5/32"	2"	4"
DW5401	5/32"	4-1/2"	6-1/2"
DW5402	3/16"	2"	4"
DW5403	3/16"	4-1/2"	6-1/2"
DW5404	3/16"	6-1/2"	8-1/2"
DW5405	3/16"	8"	10"
DW5406	3/16"	10"	12"
DW5407	3/16"	12"	14"
DW5408	3/16"	14"	16"
DW5410	7/32"	4"	6"
DW5412	7/32"	8"	10"
DW5416	1/4"	2"	4"
DW5417	1/4"	4"	6"
DW5418	1/4"	6-1/2"	8-1/2"
DW5420	1/4"	10"	12"
DW5421	1/4"	12"	14"
DW5424	5/16"	4"	6"
DW5426	5/16"	10"	12"
DW5427	3/8"	4"	6"
DW5429	3/8"	8"	10"
DW5430	3/8"	10"	12"
DW5431	3/8"	16"	18"
DW5432	3/8"	22"	24"
DW5433	7/16"	4"	6"
DW5435	7/16"	10"	12"
DW5436	7/16"	16"	18"

CAT #	DIA.	USABLE LENGTH	OVERALL LENGTH
DW5437	1/2"	4"	6"
DW5438	1/2"	8"	10"
DW5439	1/2"	10"	12"
DW5440	1/2"	16"	18"
DW5441	1/2"	22"	24"
DW5442	9/16"	4"	6"
DW5443	9/16"	10"	12"
DW5444	9/16"	16"	18"
DW5445	9/16"	22"	24"
DW5446	5/8"	6"	8"
DW5447	5/8"	10"	12"
DW5448	5/8"	16"	18"
DW5449	5/8"	22"	24"
DW5450	11/16"	6"	8"
DW5453	3/4"	6"	8"
DW5455	3/4"	10"	12"
DW5456	3/4"	16"	18"
DW5457	3/4"	22"	24"
DW5458	27/32"	6"	8"
DW5460	7/8"	6"	8"
DW5461	7/8"	10"	12"
DW5462	7/8"	16"	18"
DW5464	1"	8"	10"
DW5466	1"	16"	18"
DW5468	1-1/8"	8"	10"
DW5469	1-1/8"	16"	18"

CAT #	DIA.	USABLE LENGTH	OVERALL LENGTH
Bulk Packs			
DW5401B25	5/32"	4-1/2"	6-1/2"
DW5402B25	3/16"	2"	4"
DW5403B25	3/16"	4-1/2"	6-1/2"
DW5404B25	3/16"	6-1/2"	8-1/2"
DW5405B25	3/16"	8"	10"
DW5406B25	3/16"	10"	12"
DW5410B25	7/32"	4"	6"
DW5416B25	1/4"	2"	4"
DW5417B25	1/4"	4"	6"
DW5418B25	1/4"	6-1/2"	8-1/2"
DW5424B25	5/16"	4"	6"
DW5427B25	3/8"	4"	6"
DW5437B25	1/2"	4"	6"
DW5446B10	5/8"	6"	8"
SDS PLUS SETS			
DW5470	5 Pc. ROCK CARBIDE® SDS Plus Hammer Bit Set		
INCLUDES:			
3/16" x 4-1/2" x 6-1/2",			
1/4" x 2" x 4",			
1/4" x 4" x 6",			
3/8" x 4" x 6",			
1/2" x 4" x 6"			



Fits all brands Electric and Cordless SDS Plus Rotary Hammers including DEWALT, Bosch®* and Hitachi®*.



SOLID ROCK CARBIDE® SDS PLUS



CAT #	DIA.	USABLE LENGTH	OVERALL LENGTH
DW5502	3/16"	2"	4-1/2"
DW5503	3/16"	4"	6-1/2"
DW5504	3/16"	6"	8-1/2"
DW55050	3/16"	8"	10-1/2"
DW5506	3/16"	10"	12"
DW5507	3/16"	12"	14"
DW55100	7/32"	4"	6-1/2"
DW5512	7/32"	8"	10"
DW5516	1/4"	2"	4-1/2"
DW5517	1/4"	4"	6"
DW5518	1/4"	6"	8-1/2"
DW55200	1/4"	10"	12"
DW5521	1/4"	12"	14"

CAT #	DIA.	USABLE LENGTH	OVERALL LENGTH
DW5524	5/16"	4"	6-1/2"
DW5526	5/16"	10"	12"
DW5527	3/8"	4"	6-1/2"
DW5529	3/8"	8"	10"
DW55300	3/8"	10"	12"
DW5531	3/8"	16"	18"
DW5532	3/4"	21"	23-1/2"
DW5537	1/2"	4"	6"
DW5538	1/2"	8"	10-1/2"
DW5539	1/2"	10"	12"
DW5540	1/2"	16"	18"
DW55410	1/2"	22"	24"

CAT #	DIA.	USABLE LENGTH	OVERALL LENGTH
Bulk Packs			
DW5502B25	3/16"	2"	4-1/2"
DW5503B25	3/16"	4"	6-1/2"
DW5504B25	3/16"	6"	8-1/2"
DW55050B25	3/16"	8"	10-1/2"
DW5506B25	3/16"	10"	12"
DW55100B25	7/32"	4"	6-1/2"
DW5516B25	1/4"	2"	4-1/2"
DW5517B25	1/4"	4"	6"
DW5518B25	1/4"	6"	8-1/2"
DW5524B25	5/16"	4"	6-1/2"
DW5527B25	3/8"	4"	6-1/2"
DW5537B25	1/2"	4"	6"



4 CUTTER SDS PLUS BITS



CAT #	DIA.	USABLE LENGTH	OVERALL LENGTH
DW5471	5/8"	8"	10"
DW5472	5/8"	16"	18"
DW5474	3/4"	8"	10"
DW5475	3/4"	16"	18"

CAT #	DIA.	USABLE LENGTH	OVERALL LENGTH
DW5477	7/8"	8"	10"
DW5478	7/8"	16"	18"
DW5479	1"	8"	10"
DW5480	1"	16"	18"

CAT #	DIA.	USABLE LENGTH	OVERALL LENGTH
DW5481	1-1/8"	8"	10"
DW5482	1-1/8"	16"	18"



MASONRY DRILL BITS *(continued)*

SDS PLUS HEX SHANK BITS



CAT #	DIA.	USABLE LENGTH	OVERALL LENGTH
DW5359	5/32"	2"	5"
DW5360	5/32"	3"	6"
DW5361	5/32"	4"	7"
DW5362	3/16"	2"	5"
DW5363	3/16"	3"	6"
DW5364	3/16"	4"	7"
DW5365	Drive Sleeve for Hex SDS Hammer Bit		
Bulk Pack			
DW5364B25	3/16"	4"	7"



SDS PLUS HEX SHANK KIT

CAT #	DESCRIPTION	INCLUDES
DW5366	10 Pc. Anchor Drive Installation Kit	5/32" x 4" x 7", 3/16" x 4" x 7", Drive Sleeve, Percussion Bit Holder, Insert Bit Adapter, #2 & #3 Insert Bits, 1/4" & 5/16" Nutsetter, Hex Key, Medium TOUGH CASE [®] Container



PIN ANCHOR DRIVE SYSTEM



CAT #	INCLUDES
DW5517PAD	Pin Anchor Drive Sleeve & 1/4" Solid Rock SDS Plus Bit

DUST COLLECTOR & DEPTH SETTER



CAT #	INCLUDES
DWA5537DS	Adjustable Depth Setter & 1/2" Solid Rock SDS Plus Bit
DWA500DC	Dust Collector



SDS MAX BITS



CAT #	DIA.	USABLE LENGTH	OVERALL LENGTH
2 Cutter SDS Max Shank			
DW5803	1/2"	8"	13-1/2"
DW5804	1/2"	16"	21-1/2"
DW5801	9/16"	8"	13-1/2"
DW5802	9/16"	16"	21-1/2"
4 Cutter SDS Max Shank			
DW5806	5/8"	8"	13-1/2"
DW5809	5/8"	16"	21-1/2"
DW5807	5/8"	31"	36"
DW5808	11/16"	16"	21-1/2"
DW5810	3/4"	8"	13-1/2"

CAT #	DIA.	USABLE LENGTH	OVERALL LENGTH
4 Cutter SDS Max Shank <i>(continued)</i>			
DW5812	3/4"	16"	21-1/2"
DW5813	3/4"	31"	36"
DW5814	13/16"	16"	21-1/2"
DW5815	7/8"	8"	13-1/2"
DW5816	7/8"	16"	21-1/2"
DW5818	1"	8"	13-1/2"
DW5819	1"	16"	21-1/2"
DW5820	1"	31"	36"
DW5821	1-1/8"	10"	15"
DW5822	1-1/8"	18"	22-1/2"

CAT #	DIA.	USABLE LENGTH	OVERALL LENGTH
4 Cutter SDS Max Shank <i>(continued)</i>			
DW5824	1-1/4"	10"	15"
DW5825	1-1/4"	18"	22-1/2"
DW5826	1-1/4"	31"	36"
DW5860	1-5/16"	18"	22-1/2"
DW5827	1-3/8"	18"	22-1/2"
DW5829	1-7/16"	18"	22-1/2"
DW5828	1-1/2"	18"	22-1/2"
DW5861	1-9/16"	18"	22-1/2"
DW5830	1-3/4"	18"	22-1/2"
DW5831	2"	18"	22-1/2"

Fits all brands of SDS Max Rotary Hammers including DeWALT, Bosch[®] and Hilti[®].



(continued on next page)

MASONRY DRILL BITS (continued)

SPLINE BITS



CAT #	DIA.	USABLE LENGTH	OVERALL LENGTH
2 Cutter Spline Shank			
DW5700	3/8"	5"	10"
DW5701	3/8"	8"	13"
DW5702	7/16"	5"	10"
DW5703	1/2"	5"	10"
DW5704	1/2"	11"	16"
DW5705	1/2"	17"	22"
DW5706	1/2"	22"	27"
DW5707	1/2"	31"	36"
DW5708	9/16"	5"	10"
DW5735	9/16"	17"	22"
DW5709	5/8"	5"	10"
DW5710	5/8"	11"	16"
DW5711	5/8"	17"	22"
DW5712	5/8"	22"	27"
DW5713	11/16"	5"	10"
DW5714	3/4"	5"	10"
DW5715	3/4"	11"	16"
DW5716	3/4"	17"	22"
DW5717	3/4"	22"	27"
DW5719	7/8"	11"	16"
DW5720	7/8"	17"	22"

CAT #	DIA.	USABLE LENGTH	OVERALL LENGTH
2 Cutter Spline Shank <small>(continued)</small>			
DW5721	1"	11"	16"
DW5722	1"	17"	22"
DW5723	1"	31"	36"
DW5724	1-1/8"	5"	10"
DW5725	1-1/8"	11"	16"
DW5726	1-1/8"	17"	22"
DW5727	1-1/4"	11"	16"
DW5728	1-1/4"	17"	22"
DW5729	1-3/8"	11"	16"
DW5730	1-3/8"	17"	22"
DW5731	1-1/2"	11"	16"
DW5732	1-1/2"	17"	22"
DW5733	1-3/4"	17"	22"
DW5734	2"	17"	22"
4 Cutter Spline Shank			
DW5740	5/8"	5"	10"
DW5741	5/8"	11"	16"
DW5742	5/8"	17"	22"
DW5743	5/8"	22"	27"
DW5744	5/8"	31"	36"
DW5745	11/16"	11"	16"

CAT #	DIA.	USABLE LENGTH	OVERALL LENGTH
4 Cutter Spline Shank <small>(continued)</small>			
DW5746	3/4"	5"	10"
DW5747	3/4"	11"	16"
DW5748	3/4"	17"	22"
DW5749	3/4"	22"	27"
DW5750	3/4"	31"	36"
DW5752	7/8"	11"	16"
DW5753	7/8"	17"	22"
DW5755	1"	11"	16"
DW5756	1"	17"	22"
DW5757	1"	31"	36"
DW5758	1-1/8"	11"	16"
DW5759	1-1/8"	17"	22"
DW5760	1-1/4"	11"	16"
DW5761	1-1/4"	17"	22"
DW5762	1-1/4"	31"	36"
DW5763	1-3/8"	11"	16"
DW5765	1-3/8"	17"	22"
DW5764	1-1/2"	17"	22"
DW5768	1-3/4"	17"	22"
DW5769	2"	17"	22"

ROCK CARBIDE®

Fits All Brands of SDS Spline Rotary Hammers Including DeWALT and Bosch®



CONCRETE & MASONRY DRILLING

SHANK ADAPTERS

CAT #	DESCRIPTION
DW5351	SDS Plus to 1/2" Chuck Adapter
DW5790	Spline to 1/2" Chuck Adapter

CAT #	DESCRIPTION
DW5353	1/2" Chuck & Key
DW5791	Spline to SDS Plus Adapter

CAT #	DESCRIPTION
DW5891	SDS Max to SDS Plus Adapter



ONE PIECE CARBIDE CORE BITS




CAT #	DIA.	LENGTH
SDS Max Shank		
DW5914	1-3/4"	12"
DW5915	1-3/4"	22"
DW5916	2"	12"
DW5917	2"	22"
DW5918	2-3/4"	12"
DW5919	2-3/4"	22"
DW5920	3-1/4"	12"
DW5921	3-1/4"	22"
DW5922	3-1/2"	12"
DW5923	3-1/2"	22"
DW5924	4"	12"
DW5925	4"	22"
DW5926	5"	22"
DW5927	6"	22"

CAT #	DIA.	LENGTH
SPLINE Shank		
DW5930	1-3/4"	12"
DW5931	1-3/4"	22"
DW5932	2"	12"
DW5933	2"	22"
DW5934	2-3/4"	12"
DW5935	2-3/4"	22"
DW5937	3-1/4"	22"
DW5938	3-1/2"	12"
DW5939	3-1/2"	22"
DW5940	4"	12"
DW5941	4"	22"
DW5942	5"	22"
DW5943	6"	22"
DW5945	Replacement Centering Bit	



CONCRETE & MASONRY DRILLING *(continued)*

TWO PIECE CARBIDE CORE BITS



CAT #	DESCRIPTION	DIA.
DW5900	1-1/2" x 4" Core Bit Body	1-1/2"
DW5901	2" x 4" Core Bit Body	2"
DW5902	2-1/2" x 4" Core Bit Body	2-1/2"
DW5903	3" x 4" Core Bit Body	3"
DW5904	3-1/2" x 4" Core Bit Body	3-1/2"
DW5905	4" x 4" Core Bit Body	4"
DW5906	5" x 4" Core Bit Body	5"

CAT #	DESCRIPTION
DW5907	Centering Core Bit Body
DW5908	Thread Adapter
DW5909	7" Spline Core Bit Shank
DW5910	16" Spline Core Bit Shank
DW5911	7" SDS Max Core Bit Shank
DW5912	16" SDS Max Core Bit Shank

DIAMOND DRILL BITS FOR TILE

CAT #	DESCRIPTION
DW5570	3/16" Diamond Drill Bit
DW5572	1/4" Diamond Drill Bit
DW5574	5/16" Diamond Drill Bit
DW5576	3/8" Diamond Drill Bit
DW5578	1/2" Diamond Drill Bit
DW5580	5/8" Diamond Drill Bit
DW5582	3/4" Diamond Drill Bit
DW5584	1" Diamond Drill Bit
DW5586	1-3/8" Diamond Drill Bit



CHISELS & DEMOLITION STEEL



CAT #	DESCRIPTION	
SDS Plus Steel		
DW5348	10" Bull Point	Fits All Brands of SDS Plus Hammers.
DW5349	10" Scaling Chisel	
DW5350	10" Cold Chisel	
SDS Max		
DW5832	12" Bull Point	Fits All Brands of SDS Max Chipping and Demolition Hammers.
DW5833	18" Bull Point	
DW5834	1" x 12" Cold Chisel	
DW5835	1" x 18" Cold Chisel	
DW5837	2" x 12" Scaling Chisel	
DW5838	3" x 12" Scaling Chisel	
DW5848B	4" Clay Spade	
DW5843	10" Bushing Tool	
DW5847	3/4" Ground Rod Driver	
DW5842	Asphalt Cutter	
DW5832B15	12" Bull Point Bit (BULK)	
DW5833B15	18" Bull Point Bit (BULK)	
DW5834B15	12" Cold Chisel (BULK)	
DW5835B15	18" Cold Chisel (BULK)	
DW5838B10	3" Scaling Chisel (BULK)	
DW5843B10	Bushing Tool (BULK)	

CAT #	DESCRIPTION	
Spline - 3/4" Hex x 21/32" Round Spline Shank		
DW5770	12" Bull Point	Fits All Brands of Spline Chipping and Demolition Hammers.
DW5771	18" Bull Point	
DW5779	1" x 12" Cold Chisel	
DW5780	1" x 18" Cold Chisel	
DW5773	1-1/2" x 12" Scaling Chisel	
DW5774	2" x 12" Scaling Chisel	
DW5775	3" x 12" Scaling Chisel	
DW5786B	4-1/2" Clay Spade	
DW5783	10" Bushing Tool	
DW5785	3/4" Ground Rod Driver	
DW5772	12" Slotting Tool	
DW5770B15	12" Bull Point (BULK)	
DW5771B15	18" Bull Point (BULK)	
DW5775B10	3" Scaling Chisel (BULK)	
DW5779B15	12" Cold Chisel (BULK)	
DW5780B15	18" Cold Chisel (BULK)	
DW5783B10	10" Bushing Tool (BULK)	



CAT #	DESCRIPTION	
3/4" Hex		
DW5950	12" Bull Point	Fits All Brands of 3/4" Hex Chipping and Demolition Hammers.
DW5951	18" Bull Point	
DW5953	1" x 12" Cold Chisel	
DW5954	1" x 18" Cold Chisel	
DW5952	3" x 12" Scaling Chisel	
DW5959B	4-1/2" Clay Spade	
DW5949	10" Bushing Tool	
DW5958	3/4" Ground Rod Driver	
DW5949B10	10" Bushing Tool	
DW5950B15	12" Bull Point Chisel	
DW5951B15	18" Bull Point	
DW5952B10	3" Scaling Chisel	
DW5953B15	1" x 12" Cold Chisel	
DW5954B15	1" x 18" Cold Chisel	
1-1/8" Hex		
DW5960	20" Bull Point	Fits All Brands of 1-1/8" Hex Pavement Breakers. Ring and notch retentions allow for use in electric and pneumatic hammers.
DW5962	20" Cold Chisel	
DW5961	3" x 20" Scaling Chisel	
DW5965	5-1/2" Clay Spade	
DW5964	1" Ground Rod Driver	
DW5963	17" Asphalt Cutter	

PREMIUM DEMOLITION STEEL



CAT #	DESCRIPTION
SDS Plus	
DWA5320	12" Bull Point
DWA5321	1-1/2" x 12" Scaling Chisel
DWA5322	1" x 12" Cold Chisel
SDS Max	
DWA5850	12" Bull Point
DWA5851	16" Bull Point Bit
DWA5852	1" x 12" Cold Chisel
DWA5853	1" x 16" Cold Chisel
DWA5854	2" x 16" Scaling Chisel
DWA5855	3" x 16" Scaling Chisel

CAT #	DESCRIPTION
3/4" Hex	
DWA5970	16" Bull Point 3/4" Hex
DWA5973	1" x 16" Cold Chisel 3/4" Hex



WOOD & METAL DRILLING

BLACK OXIDE



CAT #	DIAMETER	DRILLING DEPTH	OVERALL LENGTH	QTY.
DW1104	1/16"	.88"	1.88"	2
DW1105	5/64"	1"	2"	2
DW1106	3/32"	1.25"	2.25"	2
DW1107	7/64"	1.5"	2.62"	2
DW1108	1/8"	1.62"	2.75"	2
DW1109	9/64"	1.75"	2.88"	1
DW1110	5/32"	2"	3.12"	1
DW1111	11/64"	2.12"	3.25"	1
DW1112	3/16"	2.31"	3.5"	1
DW1113	13/64"	2.44"	3.62"	1
DW1114	7/32"	2.5"	3.75"	1
DW1115	15/64"	2.62"	3.88"	1
DW1116	1/4"	2.75"	4.00"	1
DW1117	17/64"	2.88"	4.12"	1
DW1118	9/32"	2.94"	4.25"	1
DW1119	19/64"	3.06"	4.38"	1
DW1120	5/16"	3.19"	4.5"	1
DW1121	21/64"	3.31"	4.62"	1
DW1122	11/32"	3.44"	4.75"	1
DW1123	23/64"	3.5"	4.88"	1
DW1124	3/8"	3.62"	5.00"	1
DW1125**	25/64"	3.75"	5.12"	1
DW1126**	13/32"	3.88"	5.25"	1
DW1127**	27/64"	3.94"	5.38"	1
DW1128**	7/16"	4.06"	5.50"	1

CAT #	DIAMETER	DRILLING DEPTH	OVERALL LENGTH	QTY.
DW1129**	29/64"	4.19"	5.62"	1
DW1130**	15/32"	4.31"	5.75"	1
DW1131**	31/64"	4.38"	5.88"	1
DW1132**	1/2"	4.5"	6.00"	1
Reduced Shank				
DW1620**	9/16"	3"	6"	1
DW1622**	5/8"	3"	6"	1
DW1623**	11/16"	3"	6"	1
DW1625**	3/4"	3"	6"	1
DW1627***	7/8"	3"	6"	1
DW1629***	1"	3"	6"	1
6" Extended Length Bit				
DW1603	1/8"	1.65"	6"	1
DW1605	3/16"	2.36"	6"	1
DW1607	1/4"	2.83"	6"	1
DW1609	5/16"	3.27"	6"	1
DW1611	3/8"	3.74"	6"	1
DW1615	1/2"	4.65"	6"	1
12" Extended Length Bit				
DW1602	1/8"	1.65"	12"	1
DW1604	3/16"	2.36"	12"	1
DW1606	1/4"	2.83"	12"	1
DW1608	5/16"	3.26"	12"	1
DW1610	3/8"	3.74"	12"	1
DW1612**	7/16"	4.17"	12"	1
DW1614**	1/2"	4.64"	12"	1



DW1116

BLACK OXIDE SETS

CAT #	DESCRIPTION	INCLUDES
DW1163	13 Pc. Black Oxide Drill Bit Set	(2) 1/16", 5/64", (2) 3/32", 7/64", (2) 1/8", 9/64", 5/32", 3/16", 7/32", 1/4", TOUGH CASE® Container
DW1167	17 Pc. Black Oxide Drill Bit Set	(2) 1/16", 5/64", 3/32", 7/64", 1/8", 9/64", 5/32", 11/64", 3/16", 13/64", 7/32", 15/64", 1/4", 5/16", 3/8", 1/2", TOUGH CASE® Container
DW1176	16 Pc. Black Oxide Drill Bit Set	(2) 1/16", 5/64", 3/32", 7/64", 1/8", 9/64", (2) 5/32", 11/64", (2) 3/16", 7/32", 1/4", 5/16", 3/8", TOUGH CASE® Container
DW1177	20 Pc. Black Oxide Drill Bit Set	(3) 1/16", 5/64", (2) 3/32", 7/64", (2) 1/8", 9/64", 5/32", 11/64", 3/16", 13/64", 7/32", 15/64", 1/4", 5/16", 3/8", 1/2", TOUGH CASE® Container
DW1162	14 Pc. Black Oxide Drill Bit Set	(2) 1/16", 5/64", 3/32", 7/64", (2) 1/8", 9/64", 5/32", 3/16", 7/32", 1/4", 5/16", 3/8", TOUGH CASE® Container



DW1177

IMPACT READY DRILLING



CAT #	QTY./CARD	BULK	BULK QTY.	DIA. INCHES	DIA. DECIMAL	OVERALL LENGTH
DD5008	1	DD5008B6	6	1/8"	.1250"	2.625"
DD5009	1	DD5009B6	6	9/64"	.1406"	2.75"
DD5010	1	DD5010B6	6	5/32"	.1562"	2.8125"
DD5011	1	DD5011B6	6	11/64"	.1719"	2.9375"
DD5012	1	DD5012B6	6	3/16"	.1875"	3"
DD5013	1	DD5013B6	6	13/64"	.2031"	3.0625"
DD5014	1	DD5014B6	6	7/32"	.2188"	3.125"

CAT #	QTY./CARD	BULK	BULK QTY.	DIA. INCHES	DIA. DECIMAL	OVERALL LENGTH
DD5015	1	DD5015B6	6	15/64"	.2344"	3.15625"
DD5016	1	DD5016B6	6	1/4"	.2500"	3.1875"
DD5018	1	DD5018B3	3	9/32"	.2812"	3.5"
DD5020	1	DD5020B3	3	5/16"	.3125"	4"
DD5022	1	DD5022B3	3	11/32"	.3437"	4"
DD5024	1	DD5024B3	3	3/8"	.3750"	4"
DD5028	1	DD5028B3	3	7/16"	.4375"	4"
DD5032	1	DD5032B3	3	1/2"	.5000"	4"

IMPACT READY SETS

CAT #	DESCRIPTION	INCLUDES
DD5055	5 Pc. Impact Drilling Set	(2) 1/8", 5/32", 3/16", 1/4"
DD5057	7 Pc. Impact Drilling Set	(2) 1/8", 5/32", 3/16", 7/32", 1/4", 5/16"
DD5060	10 Pc. Impact Drilling Set	(2) 1/8", 9/64", 5/32", 11/64", 3/16", 7/32", 1/4", 5/16", 3/8", TOUGH CASE® Container



DW5057



DW5060

WOOD & METAL DRILLING (continued)

GOLD FERROUS PILOT POINT[®]



CAT #	QTY./CARD	BULK	BULK QTY.	DIA. INCHES	DIA. DECIMAL	DRILLING DEPTH	OVERALL LENGTH
DW1904	2	DW1904B	12	1/16"	.0625"	.88"	1.88"
DW1905	2	DW1905B	12	5/64"	.0781"	1.00"	2.00"
DW1906	2	DW1906B	12	3/32"	.0938"	1.25"	2.25"
DW1907	2	DW1907B	12	7/64"	.1094"	1.50"	2.62"
DW1908	2	DW1908B	12	1/8"	.1250"	1.62"	2.75"
DW1909	1	DW1909B	12	9/64"	.1406"	1.75"	2.88"
DW1910	1	DW1910B	12	5/32"	.1562"	2.00"	3.12"
DW1911	1	DW1911B	12	11/64"	.1719"	2.12"	3.25"
DW1912	1	DW1912B	12	3/16"	.1875"	2.31"	3.50"
DW1913	1	DW1913B	12	13/64"	.2031"	2.44"	3.62"
DW1914	1	DW1914B	12	7/32"	.2188"	2.50"	3.75"
DW1915	1	DW1915B	12	15/64"	.2344"	2.62"	3.88"
DW1916	1	DW1916B	12	1/4"	.2500"	2.75"	4.00"
DW1917	1	DW1917B	12	17/64"	.2656"	2.88"	4.12"
DW1918	1	DW1918B	12	9/32"	.2812"	2.94"	4.25"

CAT #	QTY./CARD	BULK	BULK QTY.	DIA. INCHES	DIA. DECIMAL	DRILLING DEPTH	OVERALL LENGTH
DW1919	1	DW1919B	12	19/64"	.2969"	3.06"	4.38"
DW1920	1	DW1920B	6	5/16"	.3125"	3.19"	4.50"
DW1921	1	DW1921B	6	21/64"	.3281"	3.31"	4.62"
DW1922	1	DW1922B	6	11/32"	.3438"	3.44"	4.75"
DW1923	1	DW1923B	6	23/64"	.3594"	3.50"	4.88"
DW1924	1	DW1924B	6	3/8"	.3750"	3.62"	5.00"
DW1925**	1	DW1925B**	6	25/64"	.3906"	3.75"	5.12"
DW1926**	1	DW1926B**	6	13/32"	.4062"	3.88"	5.25"
DW1927**	1	DW1927B**	6	27/64"	.4219"	3.94"	5.50"
DW1928**	1	DW1928B**	6	7/16"	.4375"	4.06"	5.62"
DW1929**	1	DW1929B**	6	29/64"	.4531"	4.19"	5.75"
DW1930**	1	DW1930B**	6	15/32"	.4688"	4.31"	5.88"
DW1931**	1	DW1931B**	6	31/64"	.4844"	4.38"	5.88"
DW1932**	1	DW1932B**	6	1/2"	.5000"	4.5"	6.00"

**3/8" reduced shank

GOLD FERROUS PILOT POINT[®] SETS

CAT #	DESCRIPTION	INCLUDES
DW1169	14 Pc. PILOT POINT [®] Drill Bit Set	(2) 1/16", 5/64", 3/32", 7/64", (2) 1/8", 9/64", 5/32", 3/16", 7/32", 1/4", 5/16", 3/8", TOUGH CASE [®] Container
DW1956	16 Pc. PILOT POINT [®] Drill Bit Set	(2) 1/16", 5/64", 3/32", 7/64", 1/8", 9/64", 5/32", 11/64", 3/16", 13/64", 7/32", 1/4", 5/16", 3/8", 1/2", TOUGH CASE [®] Container
DW1969	29 Pc. PILOT POINT [®] Drill Bit Set	1/16", 5/64", 3/32", 7/64", 1/8", 9/64", 5/32", 11/64", 3/16", 13/64", 7/32", 15/64", 1/4", 17/64", 9/32", 19/64", 5/16", 21/64", 11/32", 23/64", 3/8", 25/64", 13/32", 27/64", 7/16", 29/64", 15/32", 31/64", 1/2", Metal Index Container



DW1956



DW1969

TITANIUM SPEED TIP



CAT #	QTY./CARD	DIA. INCHES	DIA. DECIMAL	DRILLING DEPTH	OVERALL LENGTH
DW1304	1	1/16"	.0625"	.88"	1.88"
DW1305	1	5/64"	.0781"	1.00"	2.00"
DW1306	1	3/32"	.0938"	1.25"	2.25"
DW1307	1	7/64"	.1094"	1.50"	2.62"
DW1308	1	1/8"	.1250"	1.62"	2.75"
DW1309	1	9/64"	.1406"	1.75"	2.88"
DW1310	1	5/32"	.1562"	2.00"	3.12"
DW1311	1	11/64"	.1719"	2.12"	3.25"

CAT #	QTY./CARD	DIA. INCHES	DIA. DECIMAL	DRILLING DEPTH	OVERALL LENGTH
DW1312	1	3/16"	.1875"	2.31"	3.50"
DW1313	1	13/64"	.2031"	2.44"	3.62"
DW1314	1	7/32"	.2188"	2.50"	3.75"
DW1315	1	15/64"	.2344"	2.62"	3.88"
DW1316	1	1/4"	.2500"	2.75"	4.00"
DW1320	1	5/16"	.3125"	3.19"	4.50"
DW1324	1	3/8"	.3750"	3.62"	5.00"
DW1328**	1	7/16"	.4375"	4.06"	5.50"
DW1332**	1	1/2"	.5000"	4.50"	6.00"

**3/8" reduced shank

TITANIUM SETS

CAT #	DESCRIPTION	INCLUDES
DW1363	13 Pc. Titanium Drill Bit Set	(2) 1/16", 5/64", (2) 3/32", 7/64", (2) 1/8", 9/64", 5/32", 3/16", 7/32", 1/4", TOUGH CASE [®] Container
DW1341	14 Pc. Titanium Speed Tip Drill Bit Set	(2) 1/16", 5/64", 3/32", 7/64", (2) 1/8", 9/64", 3/16", 7/32", 1/4", 5/16", 3/8", 1/2", TOUGH CASE [®] Container
DW1342	21 Pc. Titanium Speed Tip Drill Bit Set	(2) 1/16", (2) 5/64", 3/32", 7/64", (2) 1/8", 9/64", 5/32", 11/64", (2) 3/16", (2) 13/64", 7/32", 15/64", 1/4", 5/16", 3/8", 1/2", TOUGH CASE [®] Container
DW1354	14 Pc. Titanium PILOT POINT [®] Drill Bit Set	1/16", 5/64", 3/32", 7/64", (2) 1/8", 9/64", 5/32", 3/16", 7/32", 1/4", 5/16", 3/8", 1/2", TOUGH CASE [®] Container
DW1361	21 Pc. Titanium PILOT POINT [®] Drill Bit Set	(2) 1/16", (2) 5/64", 3/32", 7/64", (2) 1/8", 9/64", 5/32", 11/64", (2) 3/16", 13/64", 7/32", 15/64", (2) 1/4", 5/16", 3/8", 1/2", TOUGH CASE [®] Container
DW1369	29 Pc. Titanium PILOT POINT [®] Drill Bit Set	1/16", 5/64", 3/32", 7/64", 1/8", 9/64", 5/32", 11/64", 3/16", 13/64", 7/32", 15/64", 1/4", 17/64", 9/32", 19/64", 5/16", 21/64", 11/32", 23/64", 3/8", 25/64", 13/32", 27/64", 7/16", 29/64", 15/32", 31/64", 1/2", TOUGH CASE [®] Container



DW1361

(continued on next page)

WOOD & METAL DRILLING (continued)

COBALT PILOT POINT®



CAT #	QTY./CARD	DIA. INCHES	DIA. DECIMAL	DRILLING DEPTH	OVERALL LENGTH
DW1204	1	1/16"	.0625"	.88"	1.88"
DW1205	1	5/64"	.0781"	1.00"	2.00"
DW1206	1	3/32"	.0938"	1.25"	2.25"
DW1207	1	7/64"	.1094"	1.50"	2.62"
DW1208	1	1/8"	.1250"	1.62"	2.75"
DW1209	1	9/64"	.1406"	1.75"	2.88"
DW1210	1	5/32"	.1562"	2.00"	3.12"
DW1211	1	11/64"	.1719"	2.12"	3.25"
DW1212	1	3/16"	.1875"	2.31"	3.50"

CAT #	QTY./CARD	DIA. INCHES	DIA. DECIMAL	DRILLING DEPTH	OVERALL LENGTH
DW1213	1	13/64"	.2031"	2.44"	3.62"
DW1214	1	7/32"	.2188"	2.50"	3.75"
DW1215	1	15/64"	.2344"	2.62"	3.88"
DW1216	1	1/4"	.2500"	2.75"	4.00"
DW1220	1	5/16"	.3125"	3.19"	4.50"
DW1224	1	3/8"	.3750"	3.62"	5.00"
DW1228**	1	7/16"	.4375"	4.06"	5.62"
DW1232**	1	1/2"	.5000"	4.5"	6.00"

**3/8" reduced shank

COBALT SETS

CAT #	DESCRIPTION	INCLUDES
DW1263	14 Pc. Cobalt PILOT POINT® Drill Bit Set	(2) 1/16", 5/64", 3/32", 7/64", (2) 1/8", 9/64", 5/32", 3/16", 7/32", 1/4", 5/16", 3/8", TOUGH CASE® Container
DW1269	29 Pc. Cobalt PILOT POINT® Drill Bit Set	1/16", 5/64", 3/32", 7/64", 1/8", 9/64", 5/32", 11/64", 3/16", 13/64", 7/32", 15/64", 1/4", 17/64", 9/32", 19/64", 5/16", 21/64", 11/32", 23/64", 3/8", 25/64", 13/32", 27/64", 7/16", 29/64", 15/32", 31/64", 1/2", TOUGH CASE® Container
DD4069	29 Pc. Cobalt Set	1/16", 5/64", 3/32", 7/64", 1/8", 9/64", 5/32", 11/64", 3/16", 13/64", 7/32", 15/64", 1/4", 17/64", 9/32", 19/64", 5/16", 21/64", 11/32", 23/64", 3/8", 25/64", 13/32", 27/64", 7/16", 29/64", 15/32", 31/64", 1/2", TOUGH CASE® Container



DW1269



DD4069



DW1263

COBALT METAL DRILLING



CAT #	DIAMETER	FLUTE LENGTH	OVERALL LENGTH
Fractional Jobber			
DD4004B12	1/16"	7/8"	1-7/8"
DD4005B12	5/64"	1"	2"
DD4006B12	3/32"	1-1/4"	2-1/4"
DD4007B12	7/64"	1-1/2"	2-5/8"
DD4008B12	1/8"	1-1/8"	2-3/4"
DD4009B12	9/64"	1-1/4"	2-7/8"
DD4010B12	5/32"	1-1/2"	3-1/8"
DD4011B12	11/64"	1-5/8"	3-1/4"
DD4012B12	3/16"	1-3/4"	3-1/2"
DD4013B12	13/64"	1-7/8"	3-5/8"
DD4014B12	7/32"	2"	3-3/4"
DD4015B12	15/64"	2-1/8"	3-7/8"
DD4016B12	1/4"	2-1/4"	4"
DD4017B12	17/64"	2-3/8"	4-1/8"
DD4018B12	9/32"	2-1/2"	4-1/4"
DD4019B12	19/64"	2-5/8"	4-3/8"
DD4020B6	5/16"	2-3/4"	4-1/2"
DD4021B6	21/64"	2-7/8"	4-5/8"
DD4022B6	11/32"	3"	4-3/4"
DD4023B6	23/64"	3-1/8"	4-7/8"
DD4024B6	3/8"	3-1/4"	5"
DD4025B6	25/64"	3-5/16"	5-1/8"
DD4026B6	13/32"	3-3/8"	5-1/4"
DD4027B6	27/64"	3-1/2"	5-3/8"
DD4028B6	7/16"	3-5/8"	5-1/2"
DD4029B6	29/64"	3-3/4"	5-5/8"
DD4030B6	15/32"	3-7/8"	5-3/4"
DD4031B6	31/64"	4"	5-7/8"
DD4032B6	1/2"	4-1/8"	6"

CAT #	DIAMETER	FLUTE LENGTH	OVERALL LENGTH
Fractional Screw Machine			
DD4104B12	1/16"	5/8"	1-5/8"
DD4105B12	5/64"	11/16"	1-11/16"
DD4106B12	3/32"	3/4"	1-3/4"
DD4107B12	7/64"	13/16"	1-13/16"
DD4108B12	1/8"	7/8"	1-7/8"
DD4109B12	9/64"	15/16"	1-15/16"
DD4110B12	5/32"	1"	2-1/6"
DD4111B12	11/64"	1-1/16"	2-1/8"
DD4112B12	3/16"	1-1/8"	2-3/16"
DD4113B12	13/64"	1-3/16"	2-1/4"
DD4114B12	7/32"	1-1/4"	2-3/8"
DD4115B12	15/64"	1-5/16"	2-7/16"
DD4116B12	1/4"	1-3/8"	2-1/2"
DD4117B12	17/64"	1-7/16"	2-5/8"
DD4118B12	9/32"	1-1/2"	2-11/16"
DD4119B12	19/64"	1-9/16"	2-3/4"
DD4120B6	5/16"	1-5/8"	2-13/16"
DD4121B6	21/64"	1-11/16"	2-15/16"
DD4122B6	11/32"	1-11/16"	3"
DD4123B6	23/64"	1-3/4"	3-1/16"
DD4124B6	3/8"	1-13/16"	3-1/8"
DD4125B6	25/64"	1-7/8"	3-1/4"
DD4126B6	13/32"	1-15/16"	3-5/16"
DD4127B6	27/64"	2"	3-3/8"
DD4128B6	7/16"	2-1/16"	3-7/16"
DD4129B6	29/64"	2-1/8"	3-9/16"
DD4130B6	15/32"	2-1/8"	3-5/8"
DD4131B6	31/64"	2-3/16"	3-11/16"
DD4132B6	1/2"	2-1/4"	3-3/4"

Ideal for Drill Press, CNC, Corded and Cordless Drills

WOOD & METAL DRILLING (continued)

COBALT METAL DRILLING (continued)



CAT #	DIAMETER	FLUTE LENGTH	OVERALL LENGTH
Numbered Jobber			
DD4201B12	#1	2-5/8"	3-7/8"
DD4202B12	#2	2-5/8"	3-7/8"
DD4203B12	#3	2-1/2"	3-3/4"
DD4204B12	#4	2-1/2"	3-3/4"
DD4205B12	#5	2-1/2"	3-3/4"
DD4206B12	#6	2-1/2"	3-3/4"
DD4207B12	#7	2-7/16"	3-5/8"
DD4208B12	#8	2-7/16"	3-5/8"
DD4209B12	#9	2-7/16"	3-5/8"
DD4210B12	#10	2-7/16"	3-5/8"
DD4211B12	#11	2-5/16"	3-1/2"
DD4212B12	#12	2-5/16"	3-1/2"
DD4213B12	#13	2-5/16"	3-1/2"
DD4214B12	#14	2-3/16"	3-3/8"
DD4215B12	#15	2-3/16"	3-3/8"
DD4216B12	#16	2-3/16"	3-3/8"
DD4217B12	#17	2-3/16"	3-3/8"
DD4219B12	#18	2-1/8"	3-1/4"
DD4219B12	#19	2-1/8"	3-1/4"
DD4220B12	#20	2-1/8"	3-1/4"
DD4221B12	#21	2-1/8"	3-1/4"
DD4222B12	#22	2"	3-1/8"
DD4223B12	#23	2"	3-1/8"
DD4224B12	#24	2"	3-1/8"
DD4225B12	#25	1-7/8"	3"
DD4226B12	#26	1-7/8"	3"
DD4227B12	#27	1-7/8"	3"
DD4228B12	#28	1-3/4"	2-7/8"
DD4229B12	#29	1-3/4"	2-7/8"
DD4230B12	#30	1-5/8"	2-3/4"
Numbered Screw Machine			
DD4301B12	#1	1-5/16"	2-7/16"
DD4302B12	#2	1-5/16"	2-7/16"
DD4303B12	#3	1-1/4"	2-3/8"
DD4304B12	#4	1-1/4"	2-3/8"
DD4305B12	#5	1-1/4"	2-3/8"
DD4306B12	#6	1-1/4"	2-3/8"
DD4307B12	#7	1-3/16"	2-1/4"
DD4308B12	#8	1-3/16"	2-1/4"
DD4309B12	#9	1-3/16"	2-1/4"
DD4310B12	#10	1-3/16"	2-1/4"
DD4311B12	#11	1-3/16"	2-1/4"
DD4312B12	#12	1-3/16"	2-1/4"
DD4313B12	#13	1-1/8"	2-3/16"

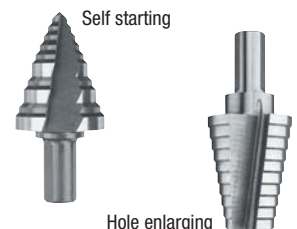
CAT #	DIAMETER	FLUTE LENGTH	OVERALL LENGTH
Numbered Screw Machine <small>(continued)</small>			
DD4314B12	#14	1-1/8"	2-3/16"
DD4315B12	#15	1-1/8"	2-3/16"
DD4316B12	#16	1-1/8"	2-3/16"
DD4317B12	#17	1-1/8"	2-3/16"
DD4318B12	#18	1-1/16"	2-1/8"
DD4319B12	#19	1-1/16"	2-1/8"
DD4320B12	#20	1-1/16"	2-1/8"
DD4321B12	#21	1-1/16"	2-1/8"
DD4322B12	#22	1-1/16"	2-1/8"
DD4323B12	#23	1"	2-1/16"
DD4324B12	#24	1"	2-1/16"
DD4325B12	#25	1"	2-1/16"
DD4326B12	#26	1"	2-1/16"
DD4327B12	#27	1"	2-1/16"
DD4328B12	#28	15/16"	1-15/16"
DD4329B12	#29	15/16"	1-15/16"
DD4330B12	#30	15/16"	1-15/16"
Lettered Jobber			
DD4401B12	A	2-5/8"	3-7/8"
DD4402B12	B	2-3/4"	4"
DD4403B12	C	2-3/4"	4"
DD4404B12	D	2-3/4"	4"
DD4405B12	E	2-3/4"	4"
DD4406B12	F	2-7/8"	4-1/8"
DD4407B12	G	2-7/8"	4-1/8"
DD4408B12	H	2-7/8"	4-1/8"
DD4409B12	I	2-7/8"	4-1/8"
DD4410B12	J	2-7/8"	4-1/8"
DD4411B12	K	2-15/16"	4-1/4"
DD4412B12	L	2-15/16"	4-1/4"
DD4413B12	M	3-1/16"	4-3/8"
DD4414B12	N	3-1/16"	4-3/8"
DD4415B6	O	3-3/16"	4-1/2"
DD4416B6	P	3-5/16"	4-5/8"
DD4417B6	Q	3-7/16"	4-3/4"
DD4418B6	R	3-7/16"	4-3/4"
DD4419B6	S	3-1/2"	4-7/8"
DD4420B6	T	3-1/2"	4-7/8"
DD4421B6	U	3-5/8"	5"
DD4422B6	V	3-5/8"	5"
DD4423B6	W	3-3/4"	5-1/8"
DD4424B6	X	3-3/4"	5-1/8"
DD4425B6	Y	3-7/8"	5-1/4"
DD4426B6	Z	3-7/8"	5-1/4"

Ideal for Drill Press, CNC, Corded and Cordless Drills

STEP DRILL BITS

CAT #	DESCRIPTION	# OF HOLES	SHANK SIZE	MAX. MAT. THICKNESS
Self Starting				
DW1783	1/8" - 1/2" by 1/32"	13	1/4"	1/8"
DW1784	3/16" - 1/2" by 1/16"	6	1/4"	3/8"
DW1785	1/4" - 3/4" by 1/16"	9	3/8"	1/8"
DW1786	3/16" - 7/8" by 1/16"	12	3/8"	1/8"
DW1787	7/8", 1-1/8", 1-3/8"	3	1/2"	3/16"
DW1788	3/8", 1/2"	2	1/4"	3/16"

CAT #	DESCRIPTION	# OF HOLES	SHANK SIZE	MAX. MAT. THICKNESS
Self Starting <small>(continued)</small>				
DW1789	7/8", 1-1/8"	2	1/2"	1/8"
DW1790	7/8"	1	3/8"	-
Hole Enlarging				
DW1791	9/16" - 1" by 1/16"	8	1/2"	1/8"
DW1792	13/16" - 1-3/8" by 1/16"	10	1/2"	1/8"



(continued on next page)

WOOD & METAL DRILLING (continued)

HEAVY-DUTY SELF FEED BITS**

CAT #	DESCRIPTION	CAT #	DESCRIPTION
DW1630	1"	DW1639	2-9/16"
DW1631	1-1/8"	DW1640	3"
DW1632	1-1/4"	DW1641	3-5/8"
DW1633	1-3/8"	DW1642	4-5/8"
DW1634	1-1/2"	DW1646	5-1/2" Extension
DW1635	1-3/4"	DW1647	12" Extension
DW1636	2"	DW1650	Replacement Parts (DW1630-DW1639)
DW1637	2-1/8"	DW1651	Replacement Parts (DW1640-DW1642)
DW1638	2-1/4"		

**7/16" quick change shank



HEAVY-DUTY SELF FEED BIT SETS

CAT #	DESCRIPTION	INCLUDES
DW1648	5 Pc. Self Feed Bit Set	1-3/8", 1-1/2", 2-1/8", 2-9/16", 5-1/2" Extension
DW1649	8 Pc. Self Feed Bit Set	1", 1-1/8", 1-1/4", 1-1/2", 1-3/4", 2-1/8", 2-9/16", 5-1/2" Extension



DW1649

HEAVY-DUTY SPADE BITS

CAT #	DESCRIPTION	CAT #	DESCRIPTION	CAT #	DESCRIPTION
DW1570	1/4" x 6"	DW1579	13/16" x 6"	DW1590	3/8" x 16"
DW1571	5/16" x 6"	DW1580**	7/8" x 6"	DW1591	1/2" x 16"
DW1572	3/8" x 6"	DW1581	15/16" x 6"	DW1592	5/8" x 16"
DW1573	7/16" x 6"	DW1582**	1" x 6"	DW1593	3/4" x 16"
DW1574	1/2" x 6"	DW1583**	1-1/8" x 6"	DW1594	7/8" x 16"
DW1575**	9/16" x 6"	DW1584**	1-1/4" x 6"	DW1595	1" x 116"
DW1576**	5/8" x 6"	DW1585	1-3/8" x 6"	DW1588	6" Extension
DW1577	11/16" x 6"	DW1586	1-1/2" x 6"	DW1589	12" Extension
DW1578**	3/4" x 6"				

**Available in bulk 25 packs



HEAVY-DUTY SPADE BIT SET

CAT #	DESCRIPTION	INCLUDES
DW1587	6 Pc. Wood Boring Bit Set	3/8", 1/2", 5/8", 3/4", 7/8", 1"



DW1587

POWER SHIP AUGER BITS**

CAT #	DIA.	FLUTE LENGTH	OVERALL LENGTH	CAT #	DIA.	FLUTE LENGTH	OVERALL LENGTH
Short				Long			
DW1665	5/8"	4"	6"	DW1679	1/2"	12"	17"
DW1666	11/16"	4"	6"	DW1680	9/16"	12"	17"
DW1667	3/4"	4"	6"	DW1681	5/8"	12"	17"
DW1668	13/16"	4"	6"	DW1682	11/16"	12"	17"
DW1669	7/8"	4"	6"	DW1683	3/4"	12"	17"
DW1670	15/16"	4"	6"	DW1684	13/16"	12"	17"
DW1671	1"	4"	6"	DW1685	7/8"	12"	17"
DW1672	1-1/16"	4"	6"	DW1686	15/16"	12"	17"
DW1673	1-1/8"	4"	6"	DW1687	1"	12"	17"
DW1674	1-1/4"	4"	6"	DW1688	1-1/16"	12"	17"
DW1675	1-3/8"	4"	6"	DW1689	1-1/8"	12"	17"
DW1676	1-1/2"	4"	6"	DW1690	1-1/4"	12"	17"
				DW1691	1-3/8"	12"	17"
				DW1692	1-1/2"	12"	17"

**7/16" quick change shank



POWER SHIP AUGER BIT SETS

CAT #	DESCRIPTION	INCLUDES
DW1080	4 Pc. Short Auger Bit Set	5/8", 3/4", 7/8", 1", Heavy-Duty Case



BELL HANGER BITS

CAT #	DIA.	LENGTH	CAT #	DIA.	LENGTH
DW1768	1/4"	12"	DW1776	7/16"	18"
DW1769	5/16"	12"	DW1777	1/2"	18"
DW1770	3/8"	12"	DW1778	1/4"	24"
DW1771	7/16"	12"	DW1779	5/16"	24"
DW1772	1/2"	12"	DW1780	3/8"	24"
DW1773	1/4"	18"	DW1781	7/16"	24"
DW1774	5/16"	18"	DW1782	1/2"	24"
DW1775	3/8"	18"			



CUT OUT TOOL ACCESSORIES

CAT #	DESCRIPTION	DIA.	OVERALL LENGTH
DW6601	General Purpose Bit	1/8"	2-3/4"
DW6603	Drywall/Outlet Bit	1/8"	2-1/4"
DW6605	Piloted Drywall Bit	1/8"	2-3/8"
DW6609	1/4" Window & Door Cutter	1/4"	3-1/4"
DW6611	1/8" Carbide Burr Bit	1/8"	2"
DW6613	1/4" Carbide Burr Bit	1/4"	2"

WOOD & METAL DRILLING (continued)

BRAD POINT



CAT #	DIA. INCHES	DIA. DECIMAL	FLUTE LENGTH	OVERALL LENGTH	QTY./CARD
DW1702	1/8"	.1250"	1.75"	2.75"	1
DW1704	3/16"	.1875"	2.25"	3.38"	1
DW1706	1/4"	.2500"	2.50"	4.00"	1
DW1708	5/16"	.3125"	3.13"	4.75"	1
DW1710	3/8"	.3750"	3.50"	5.25"	1
DW1714	1/2"	.500"	4.00"	6.00"	1

BRAD POINT SETS

CAT #	DESCRIPTION	INCLUDES
DW1720	6 Pc. Brad Point Bit Set	1/8", 3/16", 1/4", 5/16", 3/8", 1/2"



DW1720

FASTENING ACCESSORIES



TIPS & POWER BITS



CAT #	DESCRIPTION	QTY.
⊕ Phillips		
DW2001IR	#1 Phillips - IMPACT READY®	2
DW2002IR	#2 Phillips - IMPACT READY®	2
DW2003IR	#3 Phillips - IMPACT READY®	2
DW2004IR	#2 Phillips (Reduced Dia.) - IMPACT READY®	2
DW2022IR	#2 Phillips 2" Power Bit - IMPACT READY®	2
DW2032IR	#2 Phillips 3-1/2" Power Bit - IMPACT READY®	2
DW2062IR	#2 Phillips 6" Power Bit - IMPACT READY®	1
DW2002IR10	#2 Phillips 1" Bit Tips - IMPACT READY®	10
⊖ Square Recess Bit Tips		
DW2201IR	#1 Square Recess - IMPACT READY®	2
DW2202IR	#2 Square Recess - IMPACT READY®	2

CAT #	DESCRIPTION	QTY.
⊖ Square Recess Bit Tips		
DW2202IR10	#2 Square Recess 1" Bit Tips - IMPACT READY®	10
DW2203IR	#3 Square Recess 1" Bit Tips - IMPACT READY®	2
DW2212IR	#2 Square Recess 2" Power Bit - IMPACT READY®	2
⊕ Torx® Bit Tips		
DW2620IR	T20 1" - IMPACT READY®	2
DW2660IR	T20 2" - IMPACT READY®	2
DW2625IR	T25 1" - IMPACT READY®	2
DW2665IR	T25 2" - IMPACT READY®	2
DW2670IR	2" T30 - IMPACT READY®	2
DW2680IR	2" T40 - IMPACT READY®	2
DW2605IR	(1" T15/T20/T25/3" Holder) - IMPACT READY®	1



NUT DRIVERS



CAT #	DESCRIPTION
DW2218IR	1/4" x 1-7/8" Magnetic Nut Driver - IMPACT READY®
DW2219IR	5/16" x 1-7/8" Magnetic Nut Driver - IMPACT READY®
DW2220IR	3/8" x 1-7/8" Magnetic Nut Driver - IMPACT READY®
DW2221IR	1/4" x 2-9/16" Magnetic Nut Driver - IMPACT READY®
DW2222IR	5/16" x 2-9/16" Magnetic Nut Driver - IMPACT READY®
DW2223IR	3/8" x 2-9/16" Magnetic Nut Driver - IMPACT READY®
DW2227IR	7/16" x 1-7/8" Magnetic Nut Driver - IMPACT READY®
DW2228IR	7/16" x 2-9/16" Magnetic Nut Driver - IMPACT READY®
DW2230IR	1/2" x 1-7/8" Magnetic Nut Driver - IMPACT READY®
DW2234IR	1/2" x 2-9/16" Magnetic Nut Driver - IMPACT READY®
DW2235IR	5 Pc. Magnetic Nut Driver Set (1/4", 5/16", 3/8", 7/16", 1/2") - IMPACT READY®



PIVOTING NUT DRIVERS



CAT #	DESCRIPTION
DW2221IRP	1/4" Magnetic Pivoting Nut Driver - IMPACT READY®
DW2219IRP	5/16" Magnetic Pivoting Nut Driver - IMPACT READY®
DW2223IRP	3/8" Magnetic Pivoting Nut Driver - IMPACT READY®
DW2228IRP	7/16" Magnetic Pivoting Nut Driver - IMPACT READY®
DW2234IRP	1/2" Magnetic Pivoting Nut Driver - IMPACT READY®
DWPVTDVR3	3 Pc. Pivoting Nutsetters (1/4", 5/16", 3/8") - IMPACT READY®
DWPVTDVR	4 Pc. Pivoting Nutsetters (1/4", 5/16", 3/8", 7/16") - IMPACT READY®



BIT TIP HOLDERS



Note: Holders Only to be Used With 1" Bit Tips

CAT #	DESCRIPTION
DW2045	3" Magnetic with Hog Ring
DW2046	2" Magnetic
DWPVTHLD	Magnetic Pivot Holder with Hog Ring
DWHJHLD	IMPACT CLUTCH™



SOCKET ADAPTERS

CAT #	DESCRIPTION
DW2541IR	1/4" Hex Shank to 1/4" Socket Adapter
DW2542IR	1/4" Hex Shank to 3/8" Socket Adapter
DW2547IR	1/4" Hex Shank to 1/2" Socket Adapter
DW2298	1/2" Square to 1/4" RAPID LOAD® Adapter
DW2299	1/2" to 3/8" Reducer

FASTENING ACCESSORIES (continued)



SOCKETS



CAT #	SOCKET SIZE	DRIVE SIZE
DW2281	1/4"	3/8"
DW2282	5/16"	3/8"
DW2283	11/32"	3/8"
DW2284	3/8"	3/8"
DW2285	7/16"	3/8"
DW2286	1/2"	3/8"
DW2287	9/16"	3/8"
DW2288	5/8"	3/8"
DW2289	11/16"	3/8"
DW2290	3/4"	3/8"
DW22842	3/8"	1/2"
DW22852	7/16"	1/2"

CAT #	SOCKET SIZE	DRIVE SIZE
DW22862	1/2"	1/2"
DW22872	9/16"	1/2"
DW22882	5/8"	1/2"
DW22892	11/16"	1/2"
DW22902	3/4"	1/2"
DW22912	13/16"	1/2"
DW22922	7/8"	1/2"
DW22932	15/16"	1/2"
DW22942	1"	1/2"
DW22952	1-1/16"	1/2"
DW22962	1-1/8"	1/2"
DW22972	1-1/4"	1/2"



SETS

CAT #	DESCRIPTION
DW2149	28 Pc. IMPACT READY® Accessory Set
DW2153	34 Pc. IMPACT READY® Screwdriving Set
DW2169	38 Pc. IMPACT READY® Fastening Set
DW2180	35 Pc. IMPACT READY® Drilling/Fastening Set
DW2183	26 Pc. IMPACT READY® Set
DW2583	65 Pc. IMPACT READY® Accessory Mac Set
DWPVTSET	10 Pc. IMPACT READY® Screwdriving Set



DW2153



SOCKET SETS

CAT #	DESCRIPTION	INCLUDES
DW22838	3/8" 10 Pc. IMPACT READY® Socket Set	5/16", 3/8", 7/16", 1/2", 9/16", 5/8", 11/16", 3/4", 1/2" & (2) 1/4"-3/8" Adapters
DW22812	1/2" 10 Pc. IMPACT READY® Socket Set	7/16", 1/2", 9/16", 5/8", 11/16", 3/4", 13/16", 7/8" & (2) 1/4"-1/2" Adapters



DW22838



DW22812

1" BIT TIPS



CAT #	DESCRIPTION	QTY.
⊕ 1" Phillips Bit Tips		
DW2001	#1 Phillips	2
DW2001BL	#1 Phillips (BULK)	100
DW2002	#2 Phillips	2
DW2002-10	#2 Phillips - 10 Pack	1
DW2002BL	#2 Phillips (BULK)	100
DW2002B10	#2 Phillips - 10 Pack Bulk Bag	1
DW2003	#3 Phillips	2
DW2003BL	#3 Phillips (BULK)	100
DW2002B30	#2 Phillips - Bit Box	30
DW2002X10	#2 Phillips - Bit Box	10
⊕ 1" Drywall Bit Tips		
DW2105	#2 Drywall	5
DW2004BL	#2 Drywall (BULK)	100
DW2125	#2 Drywall - 25 Pack	25

CAT #	DESCRIPTION	QTY.
⊕ 1" Deck Bit Tip		
DW2025	Deck Bit Tip	3
⊖ 1" Slotted Bit Tips		
DW2006	#6 Slotted	2
DW2008	#8 Slotted	2
DW208BL	#8 Slotted (BULK)	100
DW2010	#10 Slotted	2
DW2010BL	#10 Slotted (BULK)	100
DW2012	#12 Slotted	2
□ 1" Square Recess Bit Tips		
DW2201	#1 Square Recess	2
DW2201BL	#1 Square Recess (BULK)	100
DW2202	#2 Square Recess	2
DW2200	#2 Square Recess	25

CAT #	DESCRIPTION	QTY.
□ 1" Square Recess Bit Tips <small>(continued)</small>		
DW2200BL	#2 Square Recess (BULK)	100
DW2202B10	#2 Square Recess - 10 Pack	10
DW2203	#3 Square Recess	2
DW2203BL	#3 Square Recess (BULK)	100
⊕ 1" Torx® Bit Tips		
DW2610B	T10 Torx® (BULK)	50
DW2615B	T15 Torx® (BULK)	50
DW2620B	T20 Torx® (BULK)	50
DW2625B	T25 Torx® (BULK)	50
DW2665	T25 Torx® 2" Power Bit	5
DW2627B	T27 Torx® (BULK)	50
DW2630B	T30 Torx® (BULK)	50

FASTENING ACCESSORIES *(continued)*

POWER BITS



CAT #	DESCRIPTION	LENGTH	QTY.
⊕ Phillips Power Bits			
DW2021	#1 Phillips	2"	1
DW2022	#2 Phillips	2"	1
DW2115	#2 Phillips - Multi-Pack	2"	5
DW2022B	#2 Phillips (BULK)	2"	100
DW2023	#3 Phillips	2"	1
DW2023B	#3 Phillips (BULK)	2"	100
DW2031	#1 Phillips	3-1/2"	1
DW2032	#2 Phillips	3-1/2"	1
DW2033	#3 Phillips	3-1/2"	1
DW2061	#1 Phillips	6"	1
DW2062	#2 Phillips	6"	1
DW2063	#3 Phillips	6"	1
DW20022B6	#1 Phillips	2"	6
DW20022B8	#1 Phillips	2"	8
⊕ Deck Power Bits			
DW2021	Deck	2"	3

CAT #	DESCRIPTION	LENGTH	QTY.
⊖ Slotted Power Bits			
DW2015	#6 Slotted	2"	1
DW2016	#8 Slotted	2"	1
DW2017	#10 Slotted	2"	1
DW2036	#6 Slotted	3-1/2"	1
DW2038	#8 Slotted	3-1/2"	1
DW2040	#10 Slotted	3-1/2"	1
DW2042	#12 Slotted	3-1/2"	1
DW2064	#6 Slotted	6"	1
DW2065	#8 Slotted	6"	1
□ Square Recess Power Bits			
DW2211	#1 Square Recess	2"	1
DW2211B	#1 Square Recess	2"	100
DW2212	#2 Square Recess	2"	1
DW2212B	#2 Square Recess	2"	100
DW2213	#3 Square Recess	2"	1
DW2231	#1 Square Recess	3-1/2"	1
DW2232	#2 Square Recess	3-1/2"	1

CAT #	DESCRIPTION	LENGTH	QTY.
□ 1" Square Recess Power Bit <i>(continued)</i>			
DW2233	#3 Square Recess	3-1/2"	1
DW2261	#1 Square Recess	6"	1
DW2262	#2 Square Recess	6"	1
DW2263	#3 Square Recess	6"	1
⊙ 1" Torx[®]* Power Bit			
DW2645B	T10 Torx [®] * (BULK)	2"	50
DW2648B	T15 Torx [®] * (BULK)	2"	50
DW2660B	T20 Torx [®] * (BULK)	2"	50
DW2665B	T25 Torx [®] * (BULK)	2"	50
DW2670B	T30 Torx [®] * (BULK)	2"	50
DW2680B	T40 Torx [®] * (BULK)	2"	50
DW2645	T10 Torx [®] *	2"	1
DW2648	T15 Torx [®] *	2"	1
DW2660	T20 Torx [®] *	2"	1
DW2665	T25 Torx [®] *	2"	1
DW2670	T30 Torx [®] *	2"	1
DW2680	T40 Torx [®] *	2"	1

MAGNETIC DRIVE GUIDES



CAT #	DESCRIPTION	QTY.
DW2054	Compact Magnetic Drive Guide	1
DW2055	6" Magnetic Drive Guide	1
DW2055B	6" Magnetic Drive Guide (BULK)	25
DW2056	Clear Magnetic Drive Guide	1

MAGNETIC DRIVE GUIDE SETS

CAT #	DESCRIPTION
DW2053	16 Pc. Drive Guide Set
DW2052	Drive Guide with 10 Pc. #2 Square Recess Bit Tips
DW2095	7 Pc. Magnetic Drive Guide Set
DW2053CS	16 Pc. Drive Guide Set - Clipstrip
DW2097CS	14 Pc. Drive Guide Set
DW2089CS	12 Pc. Magnetic Drive Guide Set



DW2095

DW2097

BIT TIP HOLDERS



CAT #	DESCRIPTION	QTY.
DW2045	3" Magnetic	1
DW2046	2" Magnetic	1
DW2050	Quick Change Magnetic	1
DW2045B	3" Magnetic (BULK)	50

DOUBLE ENDED BITS



CAT #	DESCRIPTION	QTY.	CAT #	DESCRIPTION	QTY.
DW2024	PH#2/SL#8	1	DW2214	PH#2/SQ#2	1
DW2024B	PH#2/SL#8 (BULK)	100	DW2024B6	PH#2/SL#6	6
DW2028	PH#2/PH#2	1	DW2028B6	PH#2/PH#2	6
DW2028B	PH#2/PH#2 (BULK)	100	DW2326	PH#2/SQ#2 & PH#3/SL#10	3
DW2029	#2 PH/#2 PH	5	DW2327	PH#3/SL#8 & SQ#1/SQ#2	3
DW2215	#2 PH/#2 SQ	3	DW2328	T#15/T#20 & PH#1/SL#6	3

MAGNETIC NUT DRIVERS



CAT #	DESCRIPTION	QTY.	CAT #	DESCRIPTION	QTY.	CAT #	DESCRIPTION	QTY.
DW2218	1/4" x 1-7/8"	1	DW2222	5/16" x 2-9/16"	1	DW2219B2	5/16" x 1-7/8"	2
DW2218B	1/4" x 1-7/8"	50	DW2222B	5/16" x 2-9/16"	50	DW2219B3	5/16" x 1-7/8"	3
DW2219	5/16" x 1-7/8"	1	DW2223	3/8" x 1-7/8"	1	DW2218B3	1/4" x 2-9/16"	3
DW2219B	5/16" x 1-7/8"	50	DW2223B	3/8" x 1-7/8"	1	DW2227	7/8" x 1-7/8"	3
DW2220	3/8" x 1-7/8"	1	DW2224	3 Pc. Nutdriver Set (1/4", 5/16", 3/8")	1	DW2227B	7/8" x 1-7/8" (BULK)	50
DW2220B	3/8" x 1-7/8"	50	DW2225	Acoustical Eye Lag Driver	1	DW2224	3 Pc. Nut Driver Set (1/4", 5/16", 3/8")	1
DW2221	1/4" x 2-9/16"	1	DW2225B	Acoustical Eye Lag Driver (BULK)	50	DW2228	7/16" x 2-9/16"	1
DW2221B	1/4" x 2-9/16"	50	DW2218B2	1/4" x 1-7/8"	2	DW2228B	7/16" x 2-9/16" (BULK)	50

(continued on next page)

FASTENING ACCESSORIES *(continued)*



DW2176

TOUGH CASE® SCREWDRIVING SETS

CAT #	DESCRIPTION
DW2160	13 Pc. Screwdriving Set with TOUGH CASE® Container
DW2161	21 Pc. Screwdriving Set with TOUGH CASE® Container
DW2162	29 Pc. Screwdriving Set with TOUGH CASE® Container
DW2163	37 Pc. Screwdriving Set with TOUGH CASE® Container
DW2166	45 Pc. Screwdriving Set with TOUGH CASE® Container
DW2167	25 Pc. Screwdriving Set with TOUGH CASE® Container
DW2174	18 Pc. Screwdriving Set with TOUGH CASE® Container
DW2176	37 Pc. Screwdriving Set with TOUGH CASE® Container
DW2587	80 Pc. Screwdriving Set with TOUGH CASE® Container
DW2190	Medium TOUGH CASE® Container - Case Only

MAGNETIC TOUGH CASE® CONTAINERS

CAT #	DESCRIPTION	INCLUDES
DWMTTC	Magnetic TOUGH CASE® Container	Case Only
DWMTTC15	15 Pc. Magnetic TOUGH CASE®	Magnetic TOUGH CASE®, 1 - 2" PH#2, 1 - 2" SQ#2, 2 - 1" SL#8, 3 - 1" PH#2, 1 - 1" PH#3, SQ#1, SQ#2, T25, 1 - 1/4, 5/16, 3/8 Nutsetter, 1 - 3" Magnetic Holder
DWMTTCIR20	20 Pc. IMPACT READY® Magnetic TOUGH CASE® Set	Magnetic TOUGH CASE®, 2 - 2" PH#2, 1 - 2" SQ#2, 1 - 1" SL#8, 4 - 1" PH#2, 2 - 1" PH#3, 1 - 1" SQ#1, 2 - 1" SQ#2, 1 - 1" T25, 1 - 1/4, 5/16, 3/8 Nutsetters, 1 - 1/8" & 1/4" Impact Drill Bits, 1 - Pivoting Magnetic Holder

SPECIALTY BIT PACKS

CAT #	DESCRIPTION	INCLUDES
DW2067	7 Pc. Torx® Bit Set	T10, T15, T20, T25, T27, T30, T40
DW2067SCR	7 Pc. Security Torx® Bit Set	T10, T15, T20, T25, T27, T30, T40
DW2068	9 Pc. 1" Hex Bit Set	5/64", 3/32", 7/64", 1/16", 1/8", 9/64", 5/32", 3/16", 1/4"
DW2069	3 Pc. POZI® 1" Bit Tip Set	#1, #2, #3



DW2067

SCREW SETTERS

CAT #	DESCRIPTION	QTY.
DW2014	Drywall Screw Setter	1
DW2014B	Drywall Screw Setter (BULK)	100
DW2014B3	Drywall Screw Setter	3
DW2043	Adjustable Screw Setter - Non Magnetic	1



DWMTTC



DWMTTCIR20

QUICK CHANGE ACCESSORIES

DRILL DRIVE SETS



CAT #	DESCRIPTION	INCLUDES
DW2730	8 Pc. Drill Drive Set	Drill Drive Holder, Drill Drive Connector, #6 & #8 Drill Bits with Countersinks, #8 Replacement Drill Bit, 3 Screwdriver Bit Tips, Heavy-Duty Container
DW2735	12 Pc. Drill Drive Set	Drill Drive Holder, Drill Drive Connector, #6, #8 & #10 Drill Bits with Countersinks, #6 (2), #8 & #10 Replacement Drill Bits, 3 Screwdriver Bit Tips, Heavy-Duty Container



DW2735



DW2730

Drill Drive Replacement Countersinks and Drill Bits are Listed Below.

RAPID LOAD® QUICK CHANGE ACCESSORIES



CAT #	DESCRIPTION
Countersinks	
DW2537	#6 Countersink Replacement Drill Bit 9/64"
DW2538	#8 Countersink Replacement Drill Bit 11/64"
DW2539	#10 Countersink Replacement Drill Bit 3/16"
DW2540	#12 Countersink Replacement Drill Bit 7/32"
DW2567	#6 Countersink with 9/64" Drill Bit
DW2568	#8 Countersink with 11/64" Drill Bit
DW2569	#10 Countersink with 3/16" Drill Bit
DW2570	#12 Countersink with 7/32" Drill Bit
DW2535	3 Pc. Countersink Set #6, #8, #10

CAT #	DESCRIPTION
Rotary Masonry Drill Bits	
DW2572	5/32" Rotary Masonry Bit
DW2573	3/16" Rotary Masonry Bit
DW2574	1/4" Rotary Masonry Bit
DW2571	3 Pc. Countersink Set 5/32", 3/16", 1/4"
Socket Adapters	
DW2541	1/4" Socket Adapter
DW2542	3/8" Socket Adapter

RAPID LOAD® QUICK CHANGE ACCESSORY SYSTEM

These ACCESSORIES also fit the RAPID LOAD® Holder but are found in separate listings in this catalog.

Power Bits - Page 83
Bit Tip Holders - Page 83
Magnetic Nut Drivers - Page 83
Magnetic Drive Guides - Page 83

QUICK CHANGE ACCESSORIES (continued)

RAPID LOAD[®] HOLDER



CAT #	DESCRIPTION
DW2505	RAPID LOAD [®] Hex Holder

- Pressure-activated ball-groove system for rapid loading and strong retention
- Impact & rust resistant nickel plated nose for extended use
- Stainless steel interior parts for greater durability and magnetic to hold fasteners
- The RAPID LOAD[®] holder fits all brands of 3/8" and 1/2" cordless and corded drills, as well as 7 in 1 Screwdrivers
- Able to hold 1" bit tips, 1" double ended bit tips and all 1/4" hex shank accessories

RAPID LOAD[®] SETS

CAT #	DESCRIPTION
DW2501SD	6 Pc. RAPID LOAD [®] Set with Handle
DW2502	17 Pc. RAPID LOAD [®] Set
DW2503	20 Pc. RAPID LOAD [®] Set
DW2504	27 Pc. Magnetic Compact RAPID LOAD [®] Set
DW2505	RAPID LOAD [®] Holder
DW2507	6 Pc. Magnetic Compact RAPID LOAD [®] Set
DW2513	15 Pc. RAPID LOAD [®] Set
DW2518	30 Pc. RAPID LOAD [®] Set
DW2521	28 Pc. RAPID LOAD [®] Set

CAT #	DESCRIPTION
DW2522	32 Pc. RAPID LOAD [®] Set
DW2523	23 Pc. RAPID LOAD [®] Set
DW2530	35 Pc. Magnetic Compact RAPID LOAD [®] Set



DW2502



DW2507

RECIPROCATING SAW BLADES



PREMIUM METAL

CAT #	BLADE LENGTH	TPI	BLADE TYPE
5 Packs			
DWA4186	6"	14/18	Straight
DWA4188	8"	14/18	Straight
DWA41812	12"	14/18	Straight
25 Packs			
DWA4186B25	6"	14/18	Straight
DWA4188B25	8"	14/18	Straight
DWA41812B25	12"	14/18	Straight
100 Packs			
DWA4186B	6"	14/18	Straight
DWA4188B	8"	14/18	Straight
DWA41812B	12"	14/18	Straight



METAL CUTTING

CAT #	BLADE LENGTH	TPI	BLADE TYPE
2 Packs			
DW4808-2	6"	14	Straight
DW4810-2	4"	18	Straight
DW4811-2	6"	18	Straight
DW4813-2	6"	24	Straight
5 Packs			
DW4807	4"	14	Straight
DW4808	6"	14	Straight
DW4809	8"	14	Straight
DW4838	12"	14	Straight
DW4810	4"	18	Straight
DW4811	6"	18	Straight
DW4821	8"	18	Straight
DW4812	4"	24	Straight
DW4813	6"	24	Straight
DW4846L	9"	10/14	Straight
25 Packs			
DW4807B25	4"	14	Straight
DW4808B25	6"	14	Straight
DW4809B25	8"	14	Straight
DW4810B25	4"	18	Straight
DW4811B25	6"	18	Straight
DW4821B25	8"	18	Straight
DW4822B25	12"	18	Straight
DW4812B25	4"	24	Straight
DW4813B25	6"	24	Straight
100 Packs			
DW4807B	4"	14	Straight
DW4808B	6"	14	Straight
DW4809B	8"	14	Straight
DW4811B	6"	18	Straight
DW4821B	8"	18	Straight
DW4813B	6"	24	Straight



WOOD CUTTING

CAT #	BLADE LENGTH	TPI	BLADE TYPE
2 Packs			
DW4802-2	6"	6	Taper
DW4804-2	12"	6	Taper
DW4847-2	6"	5/8	Taper
5 Packs			
DW4801	6"	3	Taper
DW4802	6"	6	Taper
DW4803	9"	6	Taper
DW4804	12"	6	Taper
DW4847	6"	5/8	Taper
DW4848	9"	5/8	Taper
DW4849	12"	5/8	Taper
DW4850	6"	6	Straight
25 Packs			
DW4802B25	6"	6	Taper
DW4803B25	9"	6	Taper
DW4804B25	12"	6	Taper
DW4847B25	6"	5/8	Taper
100 Packs			
DW4802B	6"	6	Taper
DW4803B	9"	6	Taper
DW4804B	12"	6	Taper

(continued on next page)

RECIPROCATING SAW BLADES (continued)



DEMOLITION

CAT #	BLADE LENGTH	TPI	BLADE TYPE
5 Packs			
DW4862	6"	6	Taper
DW4863	9"	6	Taper
DW4860	12"	6	Taper
DW4861	4"	10	Straight
DW4864	6"	10	Straight
DW4865	9"	10	Straight
DW4870	12"	10	Straight
DW4866	6"	14	Straight
DW4868	9"	14	Straight
DW4867	6"	18	Straight
DW4869	9"	18	Straight
DW4871	12"	18	Straight
25 Packs			
DW4863B25	9"	6	Taper
DW4864B25	6"	10	Straight
DW4865B25	9"	10	Straight
DW4868B25	9"	14	Straight
100 Packs			
DW4863B	9"	6	Taper
DW4864B	6"	10	Straight
DW4865B	9"	10	Straight
DW4866B	6"	14	Straight
DW4868B	9"	14	Straight

MULTI-MATERIAL

CAT #	BLADE LENGTH	TPI	BLADE TYPE
2 Packs			
DW4806-2	6"	10	Straight
DW4845-2	6"	10/14	Straight
5 Packs			
DW4845	6"	10/14	Straight
DW4846	8"	10/14	Straight
25 Packs			
DW4806B25	6"	10	Straight
DW4845B25	6"	10/14	Straight
DW4846B25	8"	10/14	Straight
DW4839B25	12"	10/14	Straight
100 Packs			
DW4806B	6"	10	Straight
DW4845B	6"	10/14	Straight
DW4846B	8"	10/14	Straight
DW4839B	12"	10/14	Straight

MISCELLANEOUS

CAT #	BLADE LENGTH	TPI	BLADE TYPE
Scroll Cutting Blades			
DW4814	3-1/2"	14	General Purpose
DW4815	3-1/2"	18	Metal
DW4816	6"	6	Wood
Drywall Cutting Blades			
DW4851	6"	6	Taper
Carbide Grit Edge Blades			
DW4843	8"	Coarse	Straight
DW4844	6"	Coarse	Straight
Cordless Bi-Metal Blades			
DW4876	6"	5/8	Taper
DW4878	6"	18	Straight



SETS

CAT #	DESCRIPTION	INCLUDES
DW4853	3 Pc. Bi-Metal Saw Blade Set	DW4802, DW4806, DW4811
DW4875	3 Pc. Cordless Bi-Metal Saw Blade Set	DW4876, DW487, DW4878
DW4857	5 Pc. Bi-Metal Saw Blade Set	(2) DW4802, DW4808, DW4811, DW4813
DW4856	6 Pc. Bi-Metal Saw Blade Set	DW4802, DW4847, DW4806, DW4808, DW4811, DW4813
DW4896	6 Pc. Bi-Metal Saw Blade Set with Telescoping Case	(2) DW4809, (2) DW4803, (2) DW4865
DW4892	12 Pc. Bi-Metal Saw Blade Set with Telescoping Case	(3) DW4802, (2) DW4811, (2) DW4809, (2) DW4803, DW4865
DW4890	15 Pc. Bi-Metal Saw Blade Set with Medium TOUGH CASE®	(5) DW4802, (5) DW4808, (5) DW4811
DW4897	15 Pc. Bi-Metal Saw Blade Set with Telescoping Case	(4) DW4802, (4) DW4811, (3) DW4809, (3) DW4803, DW4865
DW4898	10 Pc. Bi-Metal Reciprocating Saw Blade Set with Case	(4) DW4802, (4) DW4811, (1) DW4809, (1) DW4803
DW4899	16 Pc. Bi-Metal Reciprocating Saw Blade Set with Case	(6) DW4802, (5) DW4811, (2) DW4809, (2) DW4803, DW4865



DW4856



DW4892

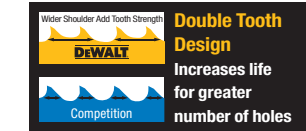
HOLE SAWS

BI-METAL

CAT #	SIZE INCHES	SIZE METRIC	MAX SPEED
D180009	9/16"	14mm	550
D180010	5/8"	16mm	530
D180011	11/16"	17mm	500
D180012	3/4"	19mm	460
D180098	-	20mm	425
D180013	13/16"	21mm	425
D180014	7/8"	22mm	390
D180015	15/16"	24mm	370
D180016	1"	25mm	350
D180017	1-1/16"	27mm	325
D180018	1-1/8"	29mm	300
D180019	1-3/16"	30mm	285
D180020	1-1/4"	32mm	275

CAT #	SIZE INCHES	SIZE METRIC	MAX SPEED
D180021	1-5/16"	33mm	260
D180022	1-3/8"	35mm	250
D180023	1-7/16"	37mm	240
D180024	1-1/2"	38mm	230
D180025	1-9/16"	40mm	220
D180026	1-5/8"	41mm	210
D180027	1-11/16"	43mm	205
D180028	1-3/4"	44mm	195
D180029	1-13/16"	46mm	190
D180030	1-7/8"	48mm	180
D180032	2"	51mm	170
D180033	2-1/16"	52mm	165

CAT #	SIZE INCHES	SIZE METRIC	MAX SPEED
D180034	2-1/8"	54mm	160
D180036	2-1/4"	57mm	150
D180038	2-3/8"	60mm	140
D180040	2/1/2"	64mm	135
D180041	2-9/16"	65mm	130
D180042	2-5/8"	67mm	130
D180043	-	68mm	125
D180044	2-3/4"	70mm	125
D180046	2-7/8"	73mm	120
D180048	3"	76mm	115
D180050	3-1/8"	79mm	110
D180052	3-1/4"	83mm	105
D180054	3-3/8"	86mm	100



CAT #	SIZE INCHES	SIZE METRIC	MAX SPEED
D180056	3-1/2"	89mm	95
D180058	3-5/8"	92mm	95
D180060	3-3/4"	94mm	90
D180062	3-7/8"	98mm	85
D180064	4"	102mm	85
D180066	4-1/8"	105mm	85
D180068	4-1/4"	108mm	80
D180072	4-1/2"	114mm	75
D180076	4-3/4"	121mm	70
D180080	5"	127mm	65
D180088	5-1/2"	140mm	60
D180096	6"	152mm	55



MANDRELS



CAT #	TYPE	SHANK SIZE	CHUCK SIZE	HOLE SAW SIZE
DW1800	Standard	1/4"	1/4"	9/16" to 1-3/16"
DW1801	Standard	3/8"	3/8"	9/16" to 1-3/16"
DW1810	Quick Change	3/8"	3/8"	9/16" to 1-3/16"
DW1818	Standard	3/8"	3/8"	9/16" to 1-3/16"
DW1805	Quick Change	3/8"	3/8"	1-1/4" to 3"

CAT #	TYPE	SHANK SIZE	CHUCK SIZE	HOLE SAW SIZE
DW1802	Standard	7/16"	1/2"	1-1/4" to 6"
DW1803	Quick Change	7/16"	1/2"	1-1/4" to 6"
DW1807	Short Replacement Pilot Bit for DW1805			
DW1808	Long Replacement Pilot Bit for DW1810 & DW1803			



CAT #	SIZE Inches	SIZE Metric
D180012IR	3/4"	19mm
D180014IR	7/8"	22mm
D180016IR	1"	25mm
D180018IR	1-1/8"	29mm
D180020IR	1-1/4"	32mm
D180022IR	1-3/8"	35mm
D180024IR	1-1/2"	38mm
D1800IR5	3/4", 7/8", (2) 1-1/8", 1-3/8"	19, 22, (2) 29, 35mm



SETS

CAT #	DESCRIPTION	INCLUDES
D180001	9 Pc. Plumber's Hole Saw Set	3/4", 7/8", 1-1/8", 1-1/2", 1-3/4", 2-1/4", Small Quick Change Mandrel, Large Quick Change Mandrel, Replacement Parts
D180002	9 Pc. Electrician's Hole Saw Set	7/8", 1-1/8", 1-3/8", 1-3/4", 2", 2-1/2", Small Quick Change Mandrel, Large Quick Change Mandrel, Replacement Parts
D180005	13 Pc. Master Hole Saw Set	3/4", 7/8", 1", 1-1/8", 1-3/8", 1-1/2", 1-3/4", 2", 2-1/8", 2-1/2", Small Quick Change Mandrel, Large Quick Change Mandrel, Replacement Parts
D180004	Door Lock Installation Kit	1", 2-1/8" Holesaws, Mandrel, Adapter, Drill Guide



D180001



D180004

BANDSAW BLADES

BI-METAL PORTABLE BANDSAW BLADES



CAT #	TPI	THICKNESS	LENGTH	HEIGHT	PACK
DW3981	10	.020"	44-7/8"	1/2"	3
DW3981B	10	.020"	44-7/8"	1/2"	100
DW3982	14	.020"	44-7/8"	1/2"	3
DW3982B	14	.020"	44-7/8"	1/2"	100
DW3983	18	.020"	44-7/8"	1/2"	3
DW3983B	18	.020"	44-7/8"	1/2"	100

CAT #	TPI	THICKNESS	LENGTH	HEIGHT	PACK
DW3984	24	.020"	44-7/8"	1/2"	3
DW3984B	24	.020"	44-7/8"	1/2"	100
DW3985	10/14	.020"	44-7/8"	1/2"	3
DW3985B	10/14	.020"	44-7/8"	1/2"	100
DW3986	14/18	.020"	44-7/8"	1/2"	3
DW3986B	14/18	.020"	44-7/8"	1/2"	100

CAT #	TPI	THICKNESS	LENGTH	HEIGHT	PACK
DW3987	10	.025"	44-7/8"	1/2"	3
DW3988	14	.025"	44-7/8"	1/2"	3
DW3989	18	.025"	44-7/8"	1/2"	3
DW3991	10/14	.025"	44-7/8"	1/2"	3
DW3992	14/18	.025"	44-7/8"	1/2"	3

JIG SAW BLADES



T-SHANK

CAT #	DESCRIPTION	CUTTING LENGTH	TPI	QTY.
High Performance WOOD Cutting (HCS)				
DW3750H2	Fast Cutting	4"	6	2
DW3750H	Fast Cutting	4"	6	5
DW3750H50	Fast Cutting	4"	6	50
DW3753H2	Clean Cutting	4"	6	2
DW3753H	Clean Cutting	4"	6	5
DW3753H50	Clean Cutting	4"	6	50
DW3755H2	Aluminum/Fiberglass	4"	8	2
DW3755H	Aluminum/Fiberglass	4"	8	5
DW3755H50	Aluminum/Fiberglass	4"	8	50
DW3760H2	Fine Cut Smooth Finish	4"	10	2
DW3760H	Fine Cut Smooth Finish	4"	10	5
DW3760H50	Fine Cut Smooth Finish	4"	10	50
DW3762H2	Laminate Down Cutting	4"	10	2
DW3762H	Laminate Down Cutting	4"	10	5
DW3762H50	Laminate Down Cutting	4"	10	50
DW3765H2	Trim Coping	3"	12	2
DW3765H	Trim Coping	3"	12	5

CAT #	DESCRIPTION	CUTTING LENGTH	TPI	QTY.
Cobalt Steel WOOD Cutting				
DW3750-5	Fast Cutting	4"	6	5
DW3751-5	Wide Body	4"	6	5
DW3753-5	Clean Cutting	4"	6	5
DW3755-5	Aluminum/Fiberglass	4"	8	5
DW3760-5	Fine Cut Smooth Finish	4"	10	5
DW3762-5	Laminate Down Cutting	4"	10	5
DW3765-5	Scrolling	3"	12	5
METAL Cutting				
DW3770-5	Metal Cutting	3"	14	5
DW3770B50	Metal Cutting	3"	14	50
DW3774-5	Metal Cutting	3"	18	5
DW3774B50	Metal Cutting	3"	18	50
DW3776-5	Metal Cutting	3"	24	5
DW3776B50	Metal Cutting	3"	24	50
DW3778-5	Metal Cutting	3"	36	5
DW3778B50	Metal Cutting	3"	36	50
MASONRY Cutting				
DW3768-5	Carbide Grit Cobalt Steel	3"	-	5

T-Shank



T-SHANK SETS

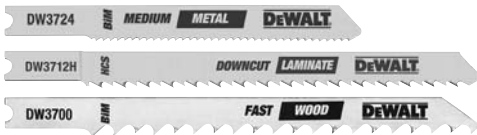
CAT #	DESCRIPTION
DW3795H	5 Pc. T-Shank Jig Saw Blade Set
DW3791	8 Pc. T-Shank Jig Saw Blade Set
DDW3741C	10 Pc. T-Shank Jig Saw Blade Set with Case
DDW3742C	14 Pc. T-Shank Jig Saw Blade Set with Case



DW3795H



DW3742C



U-SHANK

CAT #	DESCRIPTION	CUT LENGTH	TPI	QTY.
High Performance WOOD Cutting (HCS)				
DW3700H2	Fast Cutting	4"	6	2
DW3700H	Fast Cutting	4"	6	5
DW3700H50	Fast Cutting	4"	6	50
DW3701H2	Fast Cutting	4"	6	2
DW3703H2	Clean Cutting	4"	6	2
DW3703H	Clean Cutting	4"	6	5
DW3703H50	Clean Cutting	4"	6	50
DW3705H	Aluminum/Fiberglass	4"	8	5
DW3710H2	Fine Cut Smooth Finish	4"	10	2
DW3710H	Fine Cut Smooth Finish	4"	10	5
DW3710H50	Fine Cut Smooth Finish	4"	10	50
DW3712H2	Laminate Down Cutting	4"	10	2
DW3712H	Laminate Down Cutting	4"	10	5
DW3715H2	Wood Scrolling	3"	12	2
DW3715H	Wood Scrolling	3"	12	5
Cobalt Steel WOOD Cutting				
DW3700-5	Fast Cutting	4"	6	5
DW3701-5	Wide Body	4"	6	5
DW3703-5	Clean Cutting	4"	6	5
DW3705-5	Aluminum/Fiberglass	4"	8	5
DW3710-5	Fine Cut Smooth Finish	4"	10	5
DW3712-5	Laminate Down Cutting	4"	10	5
DW3715-5	Scrolling	3"	12	5

CAT #	DESCRIPTION	CUTTING LENGTH	TPI	QTY.
METAL Cutting				
DW3720H2	Thick Metal Cutting	3"	14	2
DW3720-5	Metal Cutting	3"	14	5
DW3720B50	Metal Cutting	3"	14	50
DW3724H2	Medium Metal Cutting	3"	18	2
DW3724-5	Medium Metal Cutting	3"	18	5
DW3724B50	Medium Metal Cutting	3"	18	50
DW3726H2	Thin Metal Cutting	3"	24	2
DW3726-5	Thin Metal Cutting	3"	24	5
DW3726B50	Thin Metal Cutting	3"	24	50
DW3728H2	Sheet Metal Cutting	3"	36	2
DW3728-5	Sheet Metal Cutting	3"	36	5
DW3728B50	Sheet Metal Cutting	3"	36	50
MASONRY Cutting				
DW3718-5	Carbide Grit Cobalt Steel	3"	-	5

U-Shank



U-SHANK SETS

CAT #	DESCRIPTION
DW3790	8 Pc. U-Shank Jig Saw Blade Set
DW3792H	8 Pc. U-Shank Jig Saw Blade Set
DW3798	15 Pc. U-Shank Jig Saw Blade Set
DW3799	25 Pc. U-Shank Jig Saw Blade Set
DW3744C	10 Pc. U-Shank Jig Saw Blade Set with Case



DW3799



DW3744C

DEWALT®

HAND TOOLS & STORAGE



GUARANTEED TOUGH.
LIMITED LIFETIME WARRANTY

DEWALT has a well-earned reputation for designing and manufacturing many of the world's most reliable and best-performing professional-grade power tools. And every product is forged with DEWALT's unwavering commitment to producing tools and accessories that can withstand harsh jobsite conditions and meet the unyielding day-to-day demands of professional contractors. And now, DEWALT has applied that same no-nonsense, GUARANTEED TOUGH® philosophy to its new line of heavy-duty hand tools.

Designed to deliver the same standard of excellence as its power tools, DEWALT hand tools were conceived on the jobsite and built to exceed the expectations of professional homebuilders, remodeling contractors, plumbers, electricians, industrial maintenance mechanics, drywall hangers, demolition crews, and all other construction trades.

HAND TOOLS & STORAGE

MEASURING TOOLS

1-1/4" SHORT TAPES

- 13' of blade standout for increased user reach*
- Extra large end hook grabs construction material from all 4 sides
- 3M® thermoplastic film helps to protect blade from damage

CAT #	LENGTH	WIDTH	STANDOUT	BLADE COATING	SCALE	BLADE LOCK	BELT CLIP	WEIGHT
DWHT33385L	25'	1-1/4"	13'	Mylar®	SAE	Yes	Yes	1.35 lbs
DWHT33386L	30'	1-1/4"	13'	Mylar®	SAE	Yes	Yes	1.50 lbs
DWHT33387L	35'	1-1/4"	13'	Mylar®	SAE	Yes	Yes	1.65 lbs



1-1/8" SHORT TAPES

- 10' of blade standout for increased user reach*
- Mylar® blade coating for long blade life
- Duo-durometer blade-lock for durability and comfort

CAT #	LENGTH	WIDTH	STANDOUT	BLADE COATING	SCALE	BLADE LOCK	BELT CLIP	WEIGHT
DWHT33372L	16'	1-1/8"	10'	Mylar®	SAE	Yes	Yes	0.84 lbs
DWHT33373L	25'	1-1/8"	10'	Mylar®	SAE	Yes	Yes	1.10 lbs
DWHT33374L	30'	1-1/8"	10'	Mylar®	SAE	Yes	Yes	1.30 lbs



AUTO REWIND STEEL LONG TAPE

- Automatic blade retraction saves time by eliminating manual rewind
- Rust-resistant coating prolongs blade life
- Metal case for heavy-duty use

CAT #	LENGTH	WIDTH	BLADE COATING	SCALE	GEAR RATIO	BELT CLIP	WEIGHT
DWHT34201	100'	3/8"	Lacquer	SAE	Auto Rewind	Yes	1.70 lbs



CLOSED CASE LONG TAPE

- 5:1 Gear ratio for 5x faster blade rewind†
- Blade release button for easy blade pull out
- Spring loaded carabiner attachment for easy transportation

CAT #	LENGTH	WIDTH	BLADE COATING	SCALE	GEAR RATIO	BELT CLIP	WEIGHT
DWHT34036L	100'	3/8"	Lacquer	SAE	5:1	Yes	1.11 lbs



OPEN REEL LONG TAPES

- 3:1 Gear mechanism for 3x faster blade rewind†
- Wide 3/4" blade for easy readability
- 64 Fiberglass strands per blade for maximum durability and reduced stretch†

CAT #	LENGTH	WIDTH	SCALE	GEAR RATIO	BELT CLIP	WEIGHT
DWHT34028	100'	3/4"	SAE & Decimal Foot	3:1	No	2.14 lbs



* Standout claim based on maximum performance

† Compared to standard competitor long tapes

Mylar is a registered trademark of Dupont Teijin

3M is a registered trademark of 3M company

MARKING & LAYOUT

CHALK REELS/KITS

- Open-access door for quick refills and access to internal components
- 100' heavy-duty line resists abrasion and breakage
- Stainless hook and crank withstand abuse and resist corrosion

CAT #	DESCRIPTION	CONTAINS	WEIGHT
DWHT47142	Chalk Reel	Chalk Reel	0.65 lbs
DWHT47144	Chalk Reel Kit	Chalk Reel, 4 oz Red Chalk	0.83 lbs
DWHT47143	Chalk Reel Kit	Chalk Reel, 4 oz Blue Chalk	0.83 lbs



CHALK

- High-grade chalk to be used with chalk line reels
- Oval-shaped bottle will not roll off of surface
- Tethered easy pouring pop-top spout cap

CAT #	SIZE	COLOR	PERMANENCE RANK	WEIGHT
DWHT47029	8 oz	White	1	0.50 lbs
DWHT47048	8 oz	Red	3	0.50 lbs
DWHT47049	8 oz	Blue	1	0.50 lbs
DWHT47056	8 oz	Black	3	0.50 lbs
DWHT47069	8 oz	Red Permanent	4	0.50 lbs
DWHT47076	8 oz	Orange Hi Visibility	2	0.50 lbs
DWHT47079	8 oz	Violet	0	0.50 lbs
DWHT47057	2.50 lbs	Red	3	2.50 lbs
DWHT47058	2.50 lbs	Blue	1	2.50 lbs
DWHT47059	5 lbs	Red	3	5 lbs
DWHT47062	5 lbs	Blue	1	5 lbs



LEVELS

- Large cross section and die-cast aluminum components for 5x stronger level**
- Block vials for durability and accuracy to 0.0005"/In[†]
- Magnified center vial maximizes vial readability

CAT #	LENGTH	# OF VIALS	MAGNETIC	WEIGHT
DWHT43224	24"	3	No	1.90 lbs
DWHT43025	24"	3	Yes	1.90 lbs
DWHT43248	48"	3	No	3.60 lbs
DWHT43049	48"	3	Yes	3.60 lbs
DWHT43172	72"	3	No	5.10 lbs
DWHT43079	78"	3	Yes	5.60 lbs



** Versus standard competitive levels

† Versus tubular vials

SCREWDRIVER & SCREWDRIVER SETS

VINYL GRIP SCREWDRIVERS

- Color-coded handle with tip ID for easy selection
- Cold-formed black oxide tip for precise fit in fasteners and a chrome-plated bar for corrosion resistance
- Comfortable vinyl grip handles

CAT #	# OF PIECES IN SET	TIP STYLES	TIP SIZE	BAR LENGTH	BOLSTER	WEIGHT
DWHT66416	4	Standard Phillips® Square	1/4" 2pt 1pt, 2pt	4" 4" 4", 5"	No No No	1.01 lbs
DWHT66409	8 Screwdrivers 1 Tool Roll	Standard Cabinet Phillips®	1/4", 1/4", 5/16" 3/16" 1pt, 2pt, 2pt, 3pt	1-1/2", 4", 6" 6" 3", 1-1/2", 4", 6"	No No No	2.83 lbs
DWHT66368	1	Standard Stubby	1/4"	1-1/2"	No	0.14 lbs
DWHT66369	1	Phillips® Stubby	2pt	1-1/2"	No	0.14 lbs
DWHT66382	1	Standard	3/16"	3"	Yes	0.19 lbs
DWHT66383	1	Standard	1/4"	4"	Yes	0.28 lbs
DWHT66384	1	Standard	5/16"	6"	Yes	0.41 lbs
DWHT66387	1	Standard	3/8"	8"	Yes	0.63 lbs
DWHT66389	1	Cabinet	3/16"	3"	No	0.18 lbs
DWHT66391	1	Cabinet	3/16"	3"	No	0.21 lbs
DWHT66393	1	Cabinet	3/16"	8"	No	0.22 lbs
DWHT66396	1	Phillips®	1pt	3"	No	0.19 lbs
DWHT66397	1	Phillips®	2pt	4"	No	0.28 lbs
DWHT66399	1	Phillips®	3pt	6"	No	0.40 lbs
DWHT66403	1	Square	1/4"	4"	Yes (w/Square Bar)	0.31 lbs
DWHT66406	1	Square	5/16"	6"	Yes (w/Square Bar)	0.45 lbs
DWHT66407	1	Square	3/8"	8"	Yes (w/Square Bar)	0.69 lbs
DWHT66419	1	Square	1pt	4"	No	0.20 lbs
DWHT66422	1	Square	2pt	5"	No	0.24 lbs
DWHT66423	1	Square	3pt	5"	No	0.24 lbs



DEMO DRIVERS

- Steel core transfers force directly from strike cap to tip
- Shatter-resistant cellulose acetate handle tested under heavy load and extreme temperature
- Color-coded handle for easy selection from tool pouch

CAT #	# OF PIECES IN SET	TIP STYLES	TIP SIZE	BAR LENGTH	BOLSTER	WEIGHT
DWHT67530	2	Standard Phillips®	5/16" 2pt	5-1/8" 5-1/8"	No No	0.92 lbs



RATCHETING SCREWDRIVER

- Internal bit storage holds up to 12 bits
- Heavy-duty ratchet mechanism for high torque applications
- Removable bar can also be used in power drills

CAT #	# OF PIECES IN SET	BIT STYLES INCLUDED	WEIGHT
DWHT69233	12 Bits 1 Driver	Standard - 3/16", 1/4", 5/16" Phillips® - 1pt, 2pt, 3pt Square - 1pt, 2pt, 3pt Star - S10, S15, S25	0.72 lbs



SCREWDRIVER & SCREWDRIVER SETS

SCREWDRIVER SETS

- Magnetic tip holds screw securely
- Color-coded handle for easy selection
- Bi-material quad-lobe handle for torque and comfort

CAT #	# OF PIECES IN SET	TIP STYLES	TIP SIZE	BAR LENGTH	BOLSTER	WEIGHT
DWHT62513L	10	Standard	1/8", 1/4", 1/4", 3/16"	3", 1-3/4", 4", 4"	No	1.63 lbs
		Cabinet	3/16"	6"	No	
		Phillips®	Opt, 2pt, 1pt, 2pt, 2pt	1/4", 1-3/4", 3", 4", 6"	No	
DWHT62512	4	Standard	1/4"	4"	No	0.88 lbs
		Cabinet	3/16"	4"	No	
		Phillips®	1pt, 2pt	3", 4"	No	



VINYL GRIP INSULATED SCREWDRIVERS

- 1,000V rated, 10,000V tested
- Space saving multi-blade design with quick-release mechanism for secure and easy blade change
- Pouch included for easy organization

CAT #	# OF PIECES IN SET	TIP STYLE	TIP SIZE	BOLSTER	WEIGHT
DWHT66417	8 Blades	Standard	1/8", 3/16", 1/4"	No	1.01 lbs
	1 Full Size Handle	Phillips®	Opt, 1pt, 2pt		
	1 Precision Handle	Square	1pt, 2pt		
	1 Tool Pouch				



STAPLERS & STAPLES

HEAVY-DUTY STAPLE & BRAD TACKER

- Easy squeeze technology helps reduce actuation force
- Uses DeWALT heavy-duty staples series DWHTTA700 and 18 gauge headed brads in sizes 1/2", 5/8" & 9/16"

CAT #	HANDLE LENGTH	MAXIMUM STAPLE LENGTH	WEIGHT
DWHTTR350	4.25"	0.56"	2.00 lbs



HEAVY-DUTY HAMMER TACKER

- Lightweight die-cast aluminum housing design for durability
- Uses DeWALT heavy-duty staples series DWHTTA700 and 18 gauge headed brads in sizes 1/2", 5/8" & 9/16"

CAT #	HANDLE LENGTH	MAXIMUM STAPLE LENGTH	WEIGHT
DWHTHT450	10.50"	0.50"	2.50lbs



HEAVY-DUTY CONTRACTOR PACK STAPLES

- Compatible with most heavy-duty tackers
- DeWALT heavy-duty staples 5,000 pieces per reusable plastic case
- Durable plastic storage box helps prevent rusting and stick breakage

CAT #	LENGTH	PACK SIZE
DWHTTA7055C	5/16" (8mm)	5,000 pcs
DWHTTA7065	3/8" (10mm)	5,000 pcs
DWHTTA7085C	1/2" (12mm)	5,000 pcs



CUTTING TOOLS

FOLDING RETRACTABLE KNIFE

- Retractable blade offers variable cut depth
- Rapid load blade changing system for quick and easy blade changes
- Folding feature for quick and easy one-handed opening/closing

CAT #	BLADE LENGTH	BLADE STORAGE	LOCKABLE BLADE	HANDLE LENGTH	WEIGHT
DWHT10035L	2.5"	Yes	Yes	6.25"	0.34 lbs



RETRACTABLE KNIFE

- Rugged metal body for long tool life
- Rapid load blade changing system for quick and easy blade changes
- Blade storage for convenient access to new blades

CAT #	BLADE LENGTH	BLADE STORAGE	LOCKABLE BLADE	HANDLE LENGTH	WEIGHT
DWHT10046	2.5"	Yes	Yes	6.75"	0.42 lbs



SNAP OFF KNIVES

- All metal body is heavy-duty and rust resistant
- Narrow body for maneuverability and storage
- Integrated blade snapper for easy blade snapping

CAT #	SIZE	BLADE LENGTH	BLADE STORAGE	LOCKABLE BLADE	HANDLE LENGTH	WEIGHT
DWHT10037	9mm	3.25"	No	Yes	5.25"	0.08 lbs
DWHT10038	18mm	4.25"	No	Yes	5"	0.32 lbs
DWHT10045	25mm	5.25"	No	Yes	6"	0.46 lbs



BLADES

- Grinding geometry offers an edge that is 35% sharper. Performance = accurate cuts from the start of work**
- Specially heat-treated blades that are 20% stronger. Durability = less blade changes**
- Induction-hardened cutting edge allows 75% longer cutting for fewer blade changes**

CAT #	BLADE COUNT	BLADE LENGTH	MATERIAL
DWHT11004L	75pk	2.5"	Steel



5-IN-1 HACKSAW

- 45° or 90° blade angle used for standard and flush cuts
- Converts to low profile hacksaw for tight spaces and long reach hacksaw for hard-to-reach places
- Nose piece also converts to pistol grip jab saw

CAT #	5 FUNCTIONS	BLADE TYPE	BLADE STORAGE	THROAT DEPTH	HANDLE LENGTH	WEIGHT
DWHT20547L	45° 90° Low Profile Hacksaw Long Reach Hacksaw Pistol Grip Jab Saw	Hacksaw Blade - 12" Recip Saw Blade - 6"	Yes	4.75"	5"	1.29 lbs



FOLDING JAB SAW

- 2-in-1 design for convenience, cut drywall and plane edges with 1 tool
- Jab saw with triple ground teeth for fast cutting
- Steel rasp for material removal

CAT #	BLADE LENGTH	POINTS PER INCH	TEETH PER INCH	HANDLE LENGTH	WEIGHT
DWHT20123	Jab-5.25", Rasp-4"	9	8	6.50"	0.49 lbs



** Compared to traditional single material blades

CUTTING TOOLS

MULTI-PURPOSE SAW

- Works with most standard reciprocating saw and handsaw blades for wood / metal cutting
- Quick blade change with tension nut
- Ergonomic bi-material handle for extra comfort



CAT #	BLADE TYPE	BLADE LENGTH	POINTS PER INCH	TEETH PER INCH	HANDLE LENGTH	WEIGHT
DWHT20542	Hacksaw	12"/10"	25	24	6.50"	0.32 lbs
	Reciprocal	6"	11	10		

FLUSH CUT SAW

- Flexible blade creates perfect flush cuts
- 23-point tooth geometry cuts quickly and cleanly on the pull stroke
- Double-sided blade for making inside cuts from the left or right



CAT #	BLADE LENGTH	POINTS PER INCH	TEETH PER INCH	HANDLE LENGTH	WEIGHT
DWHT20541	5"	23	22	6.50"	0.34 lbs

STANDARD JAB SAW

- Aggressive tooth design cuts up to 50% faster than traditional tooth designs
- Multiple material usage for use on drywall, plastic and other building materials



CAT #	BLADE LENGTH	POINTS PER INCH	TEETH PER INCH	HANDLE LENGTH	WEIGHT
DWHT20540	6"	9	8	5.50"	0.35 lbs

PANEL SAWS

- Three-sided tooth cuts up to 50% faster than traditional handsaws
- Induction-hardened teeth stay sharp for long life
- ToughCoat™ long-lasting, low-friction coating for less drag



CAT #	BLADE LENGTH	POINTS PER INCH	TEETH PER INCH	HANDLE LENGTH	WEIGHT
DWHT20544L	15"	12	11	6.50"	1.30 lbs
DWHT20545L	20"	12	11	6.50"	1.50 lbs

CLAMPS

SMALL BAR CLAMPS

- One-handed operation
- Converts to a spreader
- Removable jaw pads protect work surfaces



CAT #	# CLAMPS INCLUDED	CLAMPING FORCE	THROAT DEPTH	WEIGHT
DWHT83138	1	35 lbs	1.50"	0.12 lbs
DWHT83148	2	35 lbs	1.50"	0.24 lbs

MEDIUM BAR CLAMPS

- One-handed operation
- Tough reinforced nylon body
- Removable jaw pads protect work surfaces



CAT #	# CLAMPS INCLUDED	CLAMPING FORCE	THROAT DEPTH	WEIGHT
DWHT83139	(1) 6" Clamp	200 lbs	3"	0.80 lbs
DWHT83140	(1) 12" Clamp	200 lbs	3"	0.98 lbs
DWHT83149	(2) 6" Clamps	200 lbs	3"	1.10 lbs
DWHT83158	(2) 12" Clamps	200 lbs	3"	2.30 lbs

CLAMPS

LARGE BAR CLAMPS

- One-handed operation
- Easily converts to a spreader
- Tough reinforced nylon body

CAT #	# CLAMPS INCLUDED	CLAMPING FORCE	THROAT DEPTH	WEIGHT
DWHT83144	(1) 24" Clamp	350 lbs	4.25"	8.00 lbs
DWHT83145	(1) 36" Clamp	350 lbs	4.25"	12.00 lbs



RAPID RETURN BAR CLAMPS

- Rapid return mechanism allows for quick-close action
- Easily converts to a spreader
- Tough reinforced nylon body

CAT #	# CLAMPS INCLUDED	CLAMPING FORCE	THROAT DEPTH	WEIGHT
DWHT83141	(1) 6" Clamp	350 lbs	4.25"	2.00 lbs
DWHT83143	(1) 12" Clamp	350 lbs	4.25"	2.30 lbs



WOOD CHISELS

SIDE STRIKE CHISEL

- Cutting edge on side of blade for demolition work also allows the chisel to double as a scraper
- Steel strike cap and large side strike surface for durability
- Serrated cutting edge

CAT #	HANDLE MATERIAL	HANDLE LENGTH	CHISEL TIP STYLE	MALLET REQUIRED	WEIGHT
DWHT16065	Bi-Material	5.20"	1"	Yes	0.74 lbs



WOOD CHISEL

- Hardened, tempered chrome carbon-steel blade for edge retention
- Hardened strike cap for durability
- Blade lacquered for corrosion protection

CAT #	HANDLE MATERIAL	HANDLE LENGTH	CHISEL TIP STYLE	MALLET REQUIRED	WEIGHT
DWHT16063	Bi-Material	5.25"	Wood Chisel	Yes	1.78 lbs



HAMMERS & PRY BARS

MIG WELD HAMMERS

- Mig weld all steel design for durability and long life
- Lightweight for fast swing and reduced fatigue**
- Magnetic nail starter for easy one handed nail placement

CAT #	HANDLE MATERIAL	HANDLE LENGTH	FACE DIAMETER	WEIGHT OF HEAD	FACE STYLE	HANDLE STYLE	WEIGHT
DWHT51138	Steel	16"	2"	15 oz	Checkered	Straight	1.83 lbs
DWHT51145	Steel	16"	2"	15 oz	Smooth	Straight	1.83 lbs
DWHT51135	Steel	16"	2"	14 oz	Smooth	Straight	1.83 lbs



HICKORY HANDLE FRAMING HAMMERS

- 17 oz weight for fast swing and reduced fatigue**
- Genuine hickory handle for durability and long life
- Available with smooth or checkered face and axe or straight handle

CAT #	HANDLE MATERIAL	HANDLE LENGTH	FACE DIAMETER	WEIGHT OF HEAD	FACE STYLE	HANDLE STYLE	WEIGHT
DWHT51411	Hickory	16"	2"	17 oz	Smooth	Axe	1.88 lbs
DWHT51418	Hickory	16"	2"	17 oz	Checkered	Axe	1.88 lbs
DWHT51410	Hickory	16"	2"	17 oz	Checkered	Straight	1.88 lbs



** Versus one piece steel framing hammers

HAMMERS & PRY BARS

NAIL SET

- Interchangeable tip for convenience (includes 1/32", 2/32", 3/32", & 2pt PHILLIPS® tips)
- Hexagonal head prevents rolling and can be used as a standard drill chuck – nail set doubles as drill extension
- Knurled locking collar for easy nail release and reversal - accepts standard screwdriver bits for versatility

CAT #	HANDLE MATERIAL	HANDLE LENGTH	TIP SIZE	WEIGHT
DWHT58503	Comfort Grip	3.50 lbs	1/32", 2/32", 3/32", & 2pt Phillips®	0.80 lbs



SPRING STEEL FLAT BARS

- Spring steel for strength and durability
- Extra wide prying end for leverage and pry surface
- Pointed beveled end for penetration and nail pulling

CAT #	BAR LENGTH	NUMBER OF NAIL SLOTS	WEIGHT
DWHT55518	12"	3	1.24 lbs
DWHT55528	21"	3	2.17 lbs



WRECKING BARS

- Rounded 90° prying end for leverage and prying
- Multiple nail pullers for flexibility and nail removal
- Pointed beveled end for penetration and nail pulling

CAT #	BAR LENGTH	NUMBER OF NAIL SLOTS	WEIGHT
DWHT55129	24"	3	4.20 lbs
DWHT55131	36"	3	6.50 lbs
DWHT55132	42"	3	7.20 lbs



PLIERS & SNIPS

PUSHLOCK PLIERS

- Slim head design fits into tight places
- Push-lock technology with 17 locking positions for fast jaw adjustment
- V-jaw design for multi-purpose gripping

CAT #	HANDLE MATERIAL	HANDLE LENGTH	JAW CAPACITY	JAW TIP SIZE	WEIGHT	
DWHT70269	8"	Bi-Material Cushion Handle	4.50"	3"	1"	0.44 lbs
DWHT70270	10"	Bi-Material Cushion Handle	6"	3.75"	1.25"	0.84 lbs
DWHT70271	12"	Bi-Material Cushion Handle	7"	4.50"	1.50"	1.43 lbs
Plier Set						
DWHT70486	8" & 10"	Bi-Material Cushion Handle	4.50", 6"	3", 3.75"	1", 1.25"	1.25 lbs



FENCING PLIER

- Hammer strike face
- Staple starter and puller
- Wire stretcher and splicer

CAT #	HANDLE MATERIAL	HANDLE LENGTH	JAW CAPACITY	JAW TIP SIZE	WEIGHT
DWHT70273	Bi-Material Cushion Handle	9.25"	1.50"	1"	1.64 lbs



PLIERS & SNIPS

CRIMPING PLIER

- Crimps 10 to 22 AWG terminals and connectors
- Chrome vanadium steel forged pliers for strength and durability
- Bi-material cushion handle for strong grip and comfort



CAT #	HANDLE MATERIAL	HANDLE LENGTH	JAW CAPACITY	JAW TIP SIZE	WEIGHT
DWHT70272	Bi-Material Cushion Handle	9.50"	1"	0.50"	0.71 lb

REBAR PLIER

- Forged chrome vanadium steel for strength and durability
- 135° bent handle for additional pulling leverage
- Precision induction hardened jaws and blades



CAT #	DESCRIPTION	HANDLE MATERIAL	HANDLE LENGTH	JAW CAPACITY	JAW TIP SIZE	WEIGHT
DWHT84818	Lite-Duty	Polyvinyl Chloride (PVC)	6"	1"	0.25"	0.81 lbs
DWHT84720	Heavy-Duty	Polyvinyl Chloride (PVC)	6"	0.94"	0.25"	1.20 lbs

COMPOUND ACTION PLIERS

- 70% More cutting power over standard cutting pliers
- Bi-material handles for strong grip and comfort
- Aggressive cross hatch tooth design for gripping



CAT #	DESCRIPTION	HANDLE MATERIAL	HANDLE LENGTH	JAW CAPACITY	JAW TIP SIZE	WEIGHT
DWHT70275	Diagonal Plier	Bi-Material	4.25"	0.25"	0.75"	0.57 lbs
DWHT70276	Linesman Plier	Bi-Material	4.25"	0.38"	0.50"	0.73 lbs
DWHT70277	Long Nose Plier	Bi-Material	4.25"	0.75"	0.50"	0.66 lbs

AVIATION SNIPS

- Flush hardware allows smooth access from pouch
- 25% larger pivot bolt than leading competitors for longer tool life
- Internal locking mechanism with auto release



CAT #	DESCRIPTION	BLADE LENGTH	HANDLE LENGTH	GAUGE CUTTING CAPACITY	BLADE MATERIAL	WEIGHT
DWHT70282	Bulldog	0.86"	6.50"	16 gauge cold rolled steel, 18 gauge stainless steel	Forged Chrome Molybdenum Alloy	0.974 lbs
DWHT70283	Offset Left	1.30"	6.50"	18 gauge cold rolled steel, 23 gauge stainless steel	Forged Chrome Molybdenum Alloy	1.07 lbs
DWHT70284	Offset Right	1.30"	6.50"	18 gauge cold rolled steel, 23 gauge stainless steel	Forged Chrome Molybdenum Alloy	1.08 lbs
DWHT70279	Center	1.50"	6.50"	18 gauge cold rolled steel, 23 gauge stainless steel	Forged Chrome Molybdenum Alloy	0.88 lbs
DWHT70280	Left	1.40"	6.50"	18 gauge cold rolled steel, 23 gauge stainless steel	Forged Chrome Molybdenum Alloy	0.87 lbs
DWHT70281	Right	1.40"	6.5"	18 gauge cold rolled steel, 23 gauge stainless steel	Forged Chrome Molybdenum Alloy	0.85 lbs
Aviation Snips Set						
DWHT70278	3 pack (Includes: DWHT70279, DWHT70280, DWHT70281)					3.11 lbs

TIN SNIPS

- Heavy-duty forged steel blades cut up to 22ga. cold rolled steel and 26ga. stainless steel
- Meets or exceeds ANSI specifications for cutting performance
- Slip-resistant double-dipped grip



CAT #	OVERALL LENGTH	BLADE LENGTH	BLADE MATERIAL	GAUGE CUTTING CAPACITY	HANDLE LENGTH	WEIGHT
DWHT70285	7"	2"	Forged Steel	22ga. Cold Rolled Steel & 26ga. Stainless Steel	3.75"	0.66 lbs
DWHT70286	10"	2.50"	Forged Steel	22ga. Cold Rolled Steel & 26ga. Stainless Steel	6"	1.15 lbs
DWHT70287	12"	3"	Forged Steel	22ga. Cold Rolled Steel & 26ga. Stainless Steel	6.75"	1.49 lbs

WRENCHES & HEX KEYS

WRENCHES

- Improved strength due to increased engagement on teeth and worm gear**
- ToughCoat™ finish helps to prevent chipping
- Jaw movement engineered to facilitate minimal jaw movement between jaws for precise adjustments**

CAT #	DESCRIPTION	MAXIMUM OPENING	LENGTH	WEIGHT
DWHT70289	Black Phosphate Adjustable 6"	0.88"	6"	0.32 lbs
DWHT70290	Black Phosphate Adjustable 8"	1.25"	8"	0.25 lbs
DWHT70291	Black Phosphate Adjustable 10"	1.38"	10"	1.50 lbs
DWHT70292	Black Phosphate Adjustable 12"	1.63"	12"	1.38 lbs
DWHT70293	Black Phosphate Adjustable 15"	1.75"	15"	3.66 lbs
Wrench Set				
DWHT70294	Black Phosphate Adjustable 2 pack (Includes: DWHT70289, DWHT70291)			1.82 lbs


** Versus leading competitor



FOLDING LOCKING HEX KEYS

- Push-button locking feature locks in 3 positions at 90°, 135° and 180°
- Durable steel side plate for high torque applications
- Includes 8 of the most commonly used hex key sizes

CAT #	HEX KEY SHAPE	METRIC/SAE/USS	WEIGHT
DWHT70262M	Flat End	SAE	0.68 lbs
DWHT70263M	Flat End	Metric	0.68 lbs
DWHT70264	Star	Metric & SAE	0.68 lbs



RATCHETING T HANDLE HEX KEYS

- Compact and durable case for easy storage
- Large variety of bits for almost any job (star, Phillips® and flat)
- Heavy-duty ratcheting T handle offers quick-change keys

CAT #	HEX KEY SHAPE	METRIC/SAE/USS	WEIGHT
DWHT70265	Flat, Star, Phillips®	Metric & SAE	2.90 lbs



STORAGE

TOUGH SYSTEM

- Durable 4mm thick structural foam box walls give robust structure for the stand alone units
- Integrated water seal in each unit helps protect contents
- Metal carrier with adjustable foldable brackets allows tailored configuration

CAT #	DESCRIPTION	LOAD CAPACITY	WEIGHT
DWST08201	DS150 - Small Case Tough System	66 lbs	9.70 lbs
DWST08203	DS300 - Large Case Tough System	88 lbs	9.50 lbs
DWST08204	DS400 - XL Case Tough System	110 lbs	13.20 lbs
DWST08210	DS Carrier - Tough System	176 lbs total load on brackets 265** lbs on toe plate	34.40 lbs

** 175 lbs if using on stairs



DS150



DS300



DS400



DS Carrier



STORAGE

MOBILE WORK STATION

- Single front pull-up latch easily opens up the unit
- 4 Work levels – top tool box and tray, mid organizer section, large bottom bin for power tools
- Ideal for on site storage and transportation of equipment

CAT #	LOAD CAPACITY	WEIGHT
DWST20800	Bottom Bin - 44 lbs Middle Organizer - 22 lbs Top Tool Box - 22 lbs	21.42 lbs



TOTE WITH POWER TOOL CASE

- Top case for power tools and small parts with an integrated handle
- Long metal carry handle for easy grip when carrying
- Heavy-duty design for durable structure

CAT #	HANDLE LENGTH	HOLDING CAPACITY	LATCH	LOCKABLE	MATERIAL TYPE	WATER RESISTANT	WEIGHT CAPACITY	WHEELS	WEIGHT
DWST24070	24.20"	3413 cubic in	Metal	Yes	Resin	No	77 lbs	No	7.41 lbs



TOTE WITH REMOVABLE ORGANIZER

- Top case organizer for small parts with integrated handle
- Long metal carry handle for easy grip when carrying
- Heavy-duty design for durable structure

CAT #	HANDLE LENGTH	HOLDING CAPACITY	LATCH	LOCKABLE	MATERIAL TYPE	WATER RESISTANT	WEIGHT CAPACITY	WHEELS	WEIGHT
DWST24075	24.20"	3190 cubic in	Metal on Organizer	Yes	Resin	No	77 lbs	No	7.40 lbs



ONE TOUCH BOX

- One-handed latch operation allows opening when other hand is occupied
- Integrated water seal to help protect from water and dust
- Soft grip handle for easy grip and carrying

CAT #	HANDLE LENGTH	HOLDING CAPACITY	LATCH	LOCKABLE	MATERIAL TYPE	WATER RESISTANT	WEIGHT CAPACITY	WHEELS	WEIGHT
DWST24082	7"	3064 cubic in	Metal	Yes	Resin	Yes	60 lbs	No	5.32 lbs



WATER SEAL TOOL BOX

- Large capacity designed for volume utility
- All round water seal to help protect contents
- Portable tote tray for storage of large tools and power tools

CAT #	HANDLE LENGTH	HOLDING CAPACITY	LATCH	LOCKABLE	MATERIAL TYPE	WATER RESISTANT	WEIGHT CAPACITY	WHEELS	WEIGHT
DWST28001	7.10"	2125 cubic in	Metal	Yes	Resin	Yes	100 lbs	No	9.70 lbs



ADJUSTABLE LEG SAW HORSE

- Unique mechanism with easy slide movements adjusts legs separately for work on uneven surfaces
- High quality combination of metal and plastic for load capacity of up to 2500 lbs per pair
- Rubber inserts on legs and upper ruler for stability

CAT #	LENGTH	MATERIAL TYPE	WEIGHT CAPACITY	WEIGHT
DWST11031	27.46"	Metal/Plastic	2500 lbs per pair	10.64 lbs

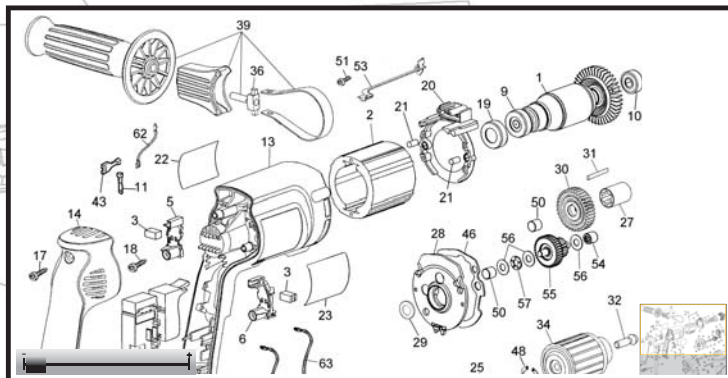


Easy Ordering & Tracking

- Upload your current parts order directly from an Excel or Word document
- Track the status of your order; whether it has just been submitted, being processed, shipped, or backordered
- Create a "Shopping List" to allow for easy re-order of your top moving parts

Extensive Library of Schematics & Manuals

- Easy to maneuver diagrams
- Functionality to email diagrams or manuals to yourself or anyone else
- Order your parts directly from the diagram itself



Parts Pricing & Availability


- Access to your pricing on parts
- Download list price files
- Visibility to part availability before you order it

Factory & Authorized Service Center Locator

- Easily locate one of our 80+ Factory Owned Service Centers or 1800+ Authorized Service Centers

24/7/365 Access

- Access to all your parts & service information 24 hours a day, 7 days a week, 365 days a year



Register Now at www.servicenet.dewalt.com

Username

Password

To register, go to www.servicenet.dewalt.com. Select "Register" in the top right corner. Complete the registration form online. If you have an active account with a Factory Owned Service Center, please allow 48 hours for your registration to be approved. You will receive an email confirmation once your registration is approved. For any questions, please contact your local Factory Owned Service Center.

www.servicenet.dewalt.com

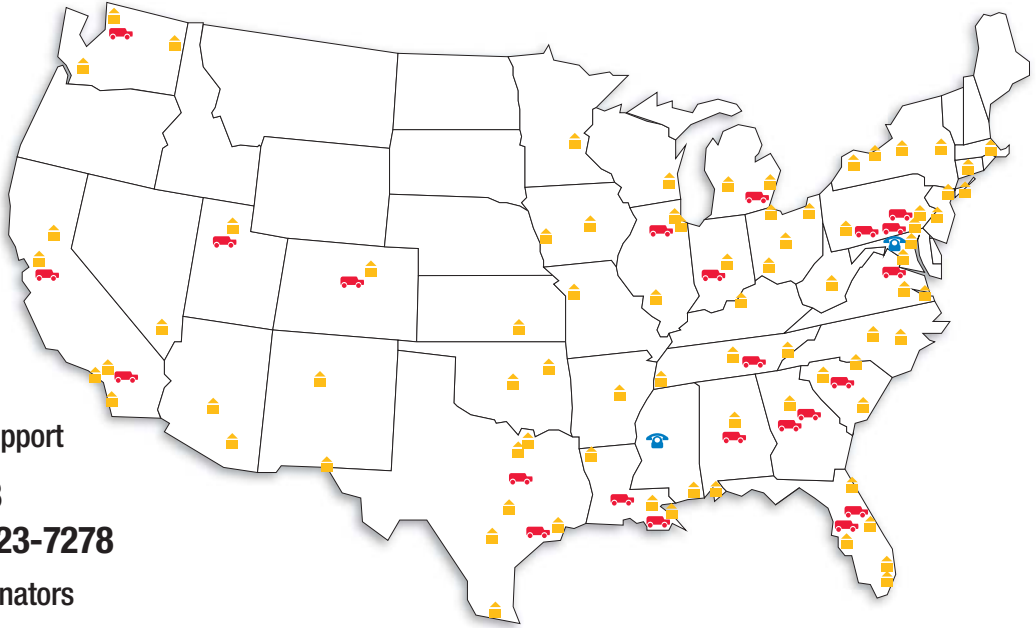


- Multiple Call Centers:
Customer service agents
available for fast, friendly support

DEWALT: 1-800-433-9258

PORTER-CABLE: 1-800-223-7278

- Over 30 Field Service Coordinators
- Professional technical assistance through
the Factory Service Centers and call centers
- Over 1,800 Authorized Service Providers encompassing the industry's largest service network



SERVICE GUARANTEE

**90 DAY FULL WARRANTY
ON GRC REPAIRS**

**90 DAY WARRANTY
ON PARTS & LABOR
FOR MINOR REPAIRS**

**WE'VE GOT
YOUR BACK.**

- **Safety Testing**—Ensuring your tools are safe to operate
- We perform leakage current test, high pot test, and ground test on all repaired product
- A safety features check confirms that all safety required guard ing, shields and handles are available
- OSHA-recognized safety tag placed on all repairs
- **Performance Testing**—Repaired product tested by running through real-life applications prior to approvals
- **Trained Technicians**—Staff of over 250 professionally trained technicians ensure your repair is right the first time
- Plus other specialty tests as needed

DEWALT

**PORTER
CABLE**

**STANLEY
BOSTITCH**

FACTORY SERVICE
TOOL AND EQUIPMENT REPAIR



State/City/Zip	Street	Phone
AK		
Anchorage, 99503	4831 Old Seward Highway, Suite 103	907-561-7181
AL		
Birmingham, 35209	321 Valley Ave., Suite B	205-942-0538
Mobile, 36693	732 Lakeside Drive	251-602-1000
AR		
North Little Rock, 72113	9600 Maumelle Boulevard	501-372-3040
AZ		
Phoenix, 85040	4001 East Broadway, Suite B-11	602-437-1200
CA		
Hayward, 94545	2512 Tripaldi Way	510-783-3959
San Diego, 92111	7290 Clairemont Mesa Blvd.	858-279-2011
Anaheim, 92806	1119 North Kraemer Blvd.	714-414-0369
North Highlands, 95660	4986 Watt Ave., Suite B	916-344-3520
Ontario, 91761	1352 South Grove Avenue, Suite B	909-930-1437
CO		
Denver, 80223	700 West Mississippi Ave., Unit B1	303-922-8325
CT		
Wethersfield, 06109-3001	662 Silas Deane Hwy.	860-563-5800
FL		
Davie, 33314	4343 South State Rte 7, Unit 107	954-321-6635
Tampa, 33634	4909 West Waters Ave.	813-884-0434
Jacksonville, 32205-4898	920 Cassat Ave.	904-781-2253
Orlando, 32807	6100 Hanging Moss Rd., Suite 520	407-657-0474
West Palm Beach, 33415	4645 Gun Club Road, Suite 27	561-689-3247
GA		
Norcross, 30071	6115-C Jimmy Carter Blvd.	770-246-1710
HI		
Honolulu, 96819	111 Sand Island Access Rd., Suite R-17	808-842-9925
IA		
Des Moines, 50310	3408 Merle Hay Rd., Suite A	515-270-1340
IL		
Tinley Park, 60477	8201 West 183rd St., Suite P	708-614-1596
Bensenville, 60106	800 Thorndale Avenue	630-521-1097
IN		
Indianapolis, 46224-3707	5999 Crawfordsville Rd.	317-243-8308
KS		
Overland Park, 66214	9201 Quivira Road	913-495-4330
Wichita, 67213	2333 S. West St.	316-943-1271
KY		
Louisville, 40213	2001 Fern Valley Road	502-380-3748
LA		
Metairie, 70001	1801 Airline Drive, Suite D	504-832-2187
Baton Rouge, 70816	10699 Airline Highway, Suite C	225-296-3191
Shreveport, 71108	7702 Jewella Rd.	318-688-1553
MA		
Westwood, 2090	377 University Ave.	781-329-3407
MD		
Baltimore, 21227	1646 Sulphur Spring Road	410-536-0722
Capitol Heights, 20743	7957-63 Central Ave.	301-333-0865
MI		
Grandville, 49418	2982 28th St., S.W.	616-261-0425
Madison Heights, 48071	30475 Stephenson Hwy.	248-597-5000
MN		
Eden Prairie, 55344	9709 Valley View Road, Suite 9709	952-884-9191
MO		
St. Louis, 63146	11477 Page Service Drive	314-997-9100

State/City/Zip	Street	Phone
NC		
Charlotte, 28208	3557-B Wilkinson Blvd.	704-392-0245
Greensboro, 27407	3402 West Wendover Avenue, Suite E	336-852-1300
Raleigh, 27604-3235	2930 Capital Blvd.	919-878-0357
NE		
Omaha, 68127-1705	4229 S. 84th St.	402-592-5666
NJ		
Elmwood Park, 07407	213 Route 46 West, Suite #4	201-475-3524
NM		
Albuquerque, 87110-3233	5617 Menaul Blvd. N.E.	505-884-1002
NV		
Las Vegas, 89118	5565 S. Decatur Blvd., Suite 103	702-889-6025
NY		
Buffalo, 14209-1297	881 W. Delavan Ave.	716-884-6220
Woodside, 11377-4741	56-15 Queens Blvd.	718-335-1042
Rochester, 14623-2594	2969 W. Henrietta Rd.	585-424-1310
Hauppauge, 11788	180 Oser Ave., Suite 100	631-952-2008
Latham, 12110-2497	836 Troy-Schenectady Rd.	518-785-1867
OH		
Parma, 44130	12100 Snow Rd., Suite 2	440-842-9100
Cincinnati, 45241-1896	2310 E. Sharon Rd.	513-772-3111
Columbus, 43229	1948 Schrock Road	614-895-3112
Maumee, 43537	3661 Briarfield Blvd.	419-867-8561
OK		
Oklahoma City, 73139	8507 South Western	405-634-8403
Tulsa, 74146	11414 East 51st St., Unit C	918-249-8641
OR		
Portland, 97230	14811 North East Airport Way, Suite 600	503-255-6556
PA		
Philadelphia, 19148	2715 South Front St.	215-271-5500
Pittsburgh, 15201	3234 Penn Ave.	412-642-0204
Whitehall, 18052-4522	2242 MacArthur Rd.	610-435-9544
York, 17402	2201 Industrial Highway	717-755-3441
SC		
North Charleston, 29405	4365 Dorchester Rd., Suite 104	843-745-9197
Greenville, 29605	1259 South Pleasantburg Drive, Unit C	864-299-8662
TN		
Memphis, 38133	2686 Kirby-Whitten Road, Suite 102	901-384-8100
Nashville, 37210	746 Fesslers Lane	615-242-1633
Knoxville, 37917-2699	4118 North Broadway	865-688-0921
TX		
Carrollton, 75006	1300 Interstate 35 North, Suite 112	972-446-2996
Houston, 77040	10245 W. Little York, Suite 300	713-692-7111
San Antonio, 78216	1218 Arion Parkway, Suite 114	210-732-1221
Fort Worth, 76111-5944	721 North Beach St.	817-831-3828
El Paso, 79915-1007	6822 Gateway East	915-778-9769
McAllen, 78501	200 North McColl, Suite H	956-661-1122
Austin, 78758	2219 Braker Lane	512-382-3971
UT		
Salt Lake City, 84104	3060 West California Avenue, Suite I	801-486-5828
VA		
Richmond, 23230	2256 Dabney Road, Suite F	804-353-1197
Virginia Beach, 23455	5760 Northampton Blvd., Suite 110	757-363-0091
WA		
Seattle, 98134	2100 Airport Way S.	206-763-2010
Spokane, 99212	5308 East Sprague Ave.	509-535-9252
WI		
West Milwaukee, 53214	1650 Miller Parkway	414-645-4285
WV		
Charleston, 25312-2495	1638 Sixth Ave.	304-343-0289

For the most up-to-date Authorized Service Center listings, please contact 1-800-433-9258 or visit www.dewalt.com.

LENOX® and LAZER® are registered trademarks of the Irwin Industrial Tool Co.
 Freud® and Diablo® are registered trademarks of Freud America, Inc.
 Bosch® is a registered trademark of Robert Bosch GmbH
 Hilti® is a registered trademark of Hilti Aktiengesellschaft

Milwaukee® is a registered trademark of Milwaukee Electric Tool Corp.
 Walter™ is a trademark of J. Walter Co. Ltd.
 Makita® is a registered trademark of Makita Corp.
 Flexovit® is a registered trademark of Flexovit USA, Inc.
 SAIT® is a registered trademark of SAIT Abrasivi SPA

Norton® is a registered trademark of Saint-Gobain Abrasives, Inc.
 Marathon® is a registered trademark of Irwin Industrial Tool Co.
 Phillips® is a registered trademark of Phillips Screw Co.
 Arrow, T50, T-25 & JT-21 are trademarks of Arrow Fastener Co., Inc.

WWW.DEWALT.COM



OR



MOBILE WEB

ONLINE



PRODUCTS:

Compare, review and research every DeWALT® tool and accessory including our latest innovations.



RETAILERS:

Locate all DeWALT® retail partners.



SERVICE:

Order service parts on-line or find your closest service center.



EVENTS:

Get the latest information on DeWALT® sponsorships and local events in your area.



SUPPORT:

Search our database for answers to your product or service questions.

Like us on Facebook and Follow us on Twitter for exclusive product information, promotions and giveaways
www.facebook.com/dewalt@DEWALT Tough

facebook

twitter

*Standard text rates apply

Copyright ©2012 DeWALT. The following are trademarks for one or more DeWALT Power Tools and Accessories: The yellow and black color scheme; the "D"-shaped air intake grill; the array of pyramids on the handgrip; the kit box configuration; and the array of lozenge-shaped humps on the surface of the tool.

DWCAT12